

- LANDSCAPE SHEET INDEX**
- L1 CONCEPTUAL LANDSCAPE PLAN
  - L2 CONCEPTUAL LANDSCAPE PLAN LEGENDS, NOTES, & DETAILS
  - L3 PARKING LOT SHADING PLAN

**CONCEPTUAL SITE LEGEND**


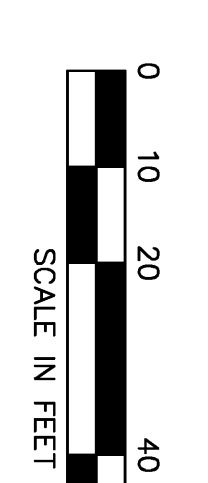
- 12" HIGH OPEN STEEL FENCING WITH DECORATIVE PANELS.
- 60" HIGH OPEN STEEL FENCING WITH DECORATIVE PANELS.
- 48" HIGH OPEN STEEL FENCING WITH DECORATIVE PANELS.
- 6" HIGH VERTICAL FREESTANDING WIRE TRELLIS FENCE WITH VINYL AVAILABLE FROM GREENSCREEN. SEE DETAIL ON SHEET L2.
- TOT LOT PLAY STRUCTURES EQUIPMENT TO BE SELECTED BASED ON THE PLAY PLAN. SEE DETAIL ON SHEET L2.
- SPRINKLING FOR TOT LOT & TRIKE TRACK SHALL BE POWER-IN-PLACE. COLORS TO BE DETERMINED.
- LIGHTNING BOLT LR SERIES BIKE RACKS BY CREATIVE PIPE. QUANTITY 160 SPACES.
- 6" RECYCLED PLASTIC BENCH WITH BACK BY DIMOR. MODEL #, QUANTITY 2.
- 6" RECYCLED PLASTIC BENCH WITH BACK BY DIMOR. MODEL #, QUANTITY 2.
- 71-60PL, COLOR CEDAR, POWERCOAT FINISH. QUANTITY 4.
- OUTDOOR GRILL BY DIMOR. MODEL #, QUANTITY 2.
- DECOMPOSED GRANITE W/ BINDER, USED IN COMMUNITY GARDEN BINE STORAGE AREAS & SECONDARY PATHWAYS.
- FIRE ACCESS LANE, TYP REINFORCED W/ REEFLEX MESH. ELEMENTS PER REFIN ENVIRONMENTAL SOLUTIONS. THE SYSTEM ALSO AVAILABLE THROUGH REFIN ENVIRONMENTAL SOLUTIONS.

- FOOT BRIDGE MADE FROM RECYCLED PLASTIC LUMBER.
- 6" BENCHES MADE FROM RECYCLED PLASTIC LUMBER. HEIGHTS VARY FROM 12" TO 24".
- DRAINAGE COBBLE, 24"x48" GRAY COBBLE FROM CASCADE ROCK OR EQUIV. 8" TO 6". SPEC OF ROCK, MIX OF NON-MOVEN LANDSCAPE FABRIC.
- BOULDERS, SIZES RANGE FROM 2" TO 4". PRE-FABRICATED REGULATING STONE FOUNTAIN, MODEL TO BE DETERMINED.
- 4" X 4" CUSTOM-CUT RECYCLED GLASS BLASTED PAVEMENT GRANITE IN DECOMPOSITIVE PATTERN.
- 6" HIGH KEYSTONE GARDEN WALL (4"x4"x12" BLOCKS) FOR COMMUNITY GARDEN PLOTS.
- 8" X 10" PRE-FABRICATED SHADE STRUCTURE, MODEL TO BE DETERMINED. LOCATED IN COMMUNITY GARDEN.
- 4" X 10" PRE-FABRICATED GARDEN STORAGE SHED, MODEL TO BE DETERMINED. LOCATED IN COMMUNITY GARDEN.
- COMPOST PILE TO BE ESTABLISHED BY RESIDENTS.
- LANDSCAPE PARKING RESERVE (5 SPACES), STRIPED FOR HALF-BASKETBALL COURT (NTS).
- REMOVABLE BOLLARD.


**AREA CALCULATIONS**

TOTAL PROPERTY:	146,065 SF
BUILDING AREA (PROVIDED BY ARCHITECT)	39,036 SF
ASPHALT PARKING (4,026 SF PARKING RESERVE)	42,916 SF
LANDSCAPE AREA (CONCEPT PLANTING, PLANTING & PLAY AREA)	10,104 SF
LANDSCAPE AREA %:	4.6%

NOTES:  
 1. SEE SHEET L2 FOR CONCEPTUAL PLANT LEGENDS.  
 2. SEE SHEET L3 FOR PARKING LOT SHADING PLAN & CALCULATIONS.



**NEW HARMONY  
 CONCEPTUAL LANDSCAPE PLAN**



CECWEST.COM  
 Project Planning • Civil Engineering • Landscape Architecture

Sacramento Office  
 2120 20th Street, Suite Three  
 Sacramento, CA 95818  
 (916) 455-2026

Corporate Office  
 2940 Spafford Street, Suite 200  
 Davis, CA 95618  
 (530) 758-2026

NO.	DATE	REVISIONS	BY	APPD.	DESIGNED BY	DRAWN BY	CHECKED BY	SCALE
					LBG	LBG	C.S.	AS SHOWN