

# POLICE DEPARTMENT

## STATEMENT OF PURPOSE

Our mission is to maintain the highest quality of life and security for all those who live, work and/or visit Davis. We do this by working in cooperation with the public, promoting safety and enforcing the law.



### ADMINISTRATION - DIVISION 55

This division provides overall management, planning, coordination and evaluation of department functions. These include formulation of policy and professional standards, recruitment, hiring, employee training and compliance with state and federal standards, budget preparation and maintenance, purchasing, grant evaluation and application, and general research and development. Investigation/resolution of citizen complaints and internal investigations and audits are also performed within this division.




### PATROL - DIVISION 56

This division provides first-line emergency response to crimes in progress, accidents, and tactical situations. The Patrol Division has primary responsibility to conduct initial investigations on most crimes and all traffic accidents occurring in the city. Enforcement of all federal, state and local ordinances is provided, including traffic and bicycle regulations. Other tasks include Community Response Team, noise enforcement, miscellaneous calls for service, specialized enforcement, SWAT, bomb disposal, and oversight of the Reserve and Cadet programs.



**INVESTIGATIONS - DIVISION 57**

This division handles major criminal investigations of all types involving adult and juvenile offenders, as well as missing persons of all ages. Evidence and property is also processed and maintained, produced for legal proceedings, and disposed of per legal definitions. Investigations provides an on-going crime prevention and safety education program in conjunction with the Davis Joint Unified School District.



**RECORDS & COMMUNICATIONS - DIVISION 58**

This division receives all Emergency 911 and non-emergency calls for service and ensures that appropriate resources are dispatched on a timely basis, and maintains all departmental records and arrest warrants in accordance with federal, state and local law/ordinances. These processes are routinely audited by state and federal agencies. Other responsibilities include issuance of parking permits, assistance with a variety of administrative research projects, and livescan fingerprinting.



**TECHNICAL SERVICES - DIVISION 59**

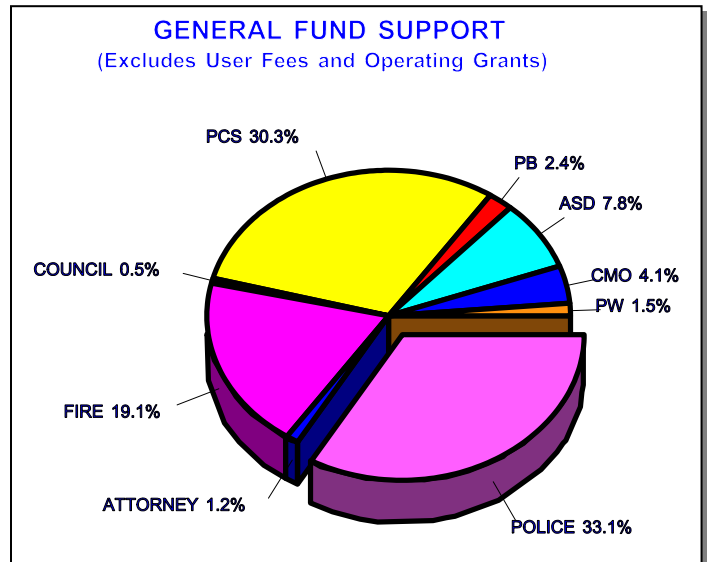
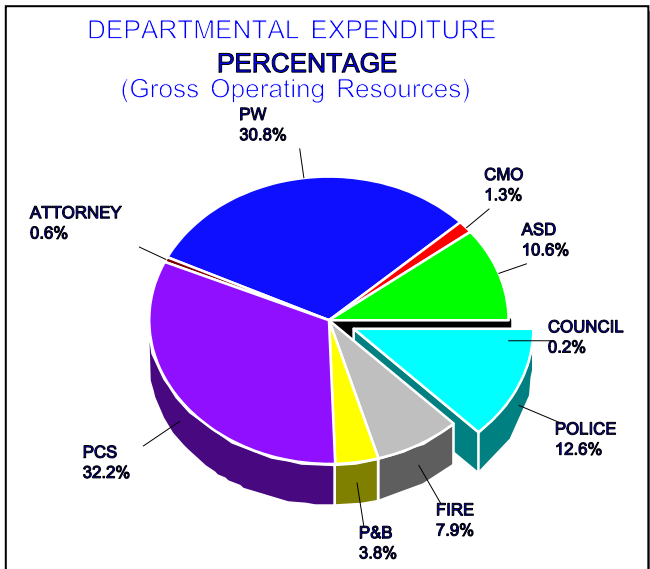
This division provides parking enforcement in regulated areas within the city.

DEPARTMENT  
SUMMARY

POLICE DEPARTMENT

<u>Source of Funds</u>	<u>Actual 2000-01</u>	<u>Budget 2001-02</u>	<u>Estimated 2001-02</u>	<u>Budget 2002-03</u>
General Fund Support	5,930,608	7,066,565	6,777,896	7,360,809
Fees & Charges	382,610	293,323	381,167	340,993
Grants/Designated Revenue	215,995	85,000	100,358	70,000
Public Safety Srv Fee/Tax	884,043	1,120,785	945,680	958,298
Special Revenue Funds	297,776	356,221	335,343	371,660
<b>Total Revenues</b>	<b>7,711,032</b>	<b>8,921,894</b>	<b>8,540,444</b>	<b>9,101,760</b>

<u>Expenditures</u>	<u>Actual 2000-01</u>	<u>Budget 2001-02</u>	<u>Estimated 2001-02</u>	<u>Budget 2002-03</u>
Capital Expenditures	4,045	4,500	39,500	0
Operating Expenditures	1,960,875	2,402,003	2,424,673	2,343,198
Salaries and Benefits	5,746,112	6,515,391	6,076,271	6,758,562
<b>Total Expenditures</b>	<b>7,711,032</b>	<b>8,921,894</b>	<b>8,540,444</b>	<b>9,101,760</b>



**POLICE**

**Administration**

Senior Office Assistant 1.0  
 Administrative Services Manager 1.0  
 Police Captain 1.0  
 Police Chief 1.0

**Patrol**

Police Captain 1.0  
 Police Lieutenant 2.0  
 Police Officer 31.0  
 Police Sergeant 7.0  
 Police Service Specialist 5.0

**Investigative Services**

Evid/Property/Crime Scene Tech 1.0  
 Police Lieutenant 1.0  
 Police Officer 8.0  
 Police Secretary 1.0  
 Police Sergeant 2.0  
 Police Service Specialist 1.0

**Records & Communication**

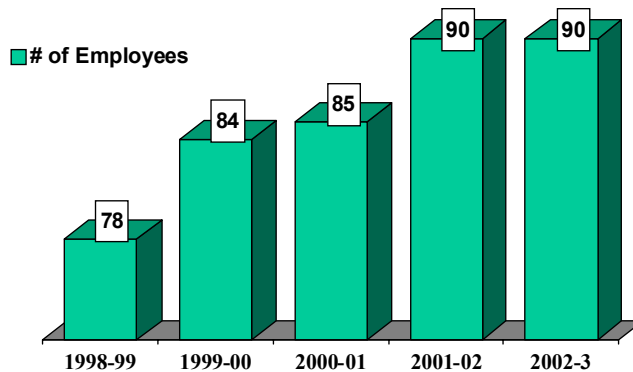
Lead Public Safety Dispatcher 2.0  
 Police Records Specialist II 5.0  
 Police Senior Records Specialist 1.0  
 Public Safety Dispatch Supervisor 2.0  
 Public Safety Dispatcher I 4.5  
 Public Safety Dispatcher II 5.5  
 Records Supervisor 1.0

**Technical Support**

Parking Enforcement Officer 3.0  
 Technical Service Supervisor 1.0

FULL TIME EQUIVALENT (FTE)	
Regular Full Time	88.00
Regular Part Time	1.00
Temporary Part Time	3.98
<b>TOTAL FTE's</b>	<b>92.98</b>

**Five Year Human Resource Trend  
 Police Department**



**ADMINISTRATION - DIVISION 55**

**Major Accomplishments in FY 2001-02**

- Completed move to new facility
- Provided diversity training for all department personnel
- Continued planning and implementation of Professional Standards Unit

**Plans / Goals for FY 2002-03**

- Review Law Enforcement Accreditation program (CALEA)
- Hold neighborhood meetings to discuss police services and service delivery
- Review and define performance standards for all positions in the Police Department

**How We Measure Up**

The number of permanent law enforcement employees in the Davis Police Department is compared to other comparable agencies.

<u>Number of Permanent Law Enforcement Employees</u>			
Santa Cruz	Chico	Woodland	Davis
129	132	87	85

Part I crimes include: murder, rape, robbery, aggravated assault, burglary, larceny-theft, and motor vehicle theft.

<u>PART I CRIME RATES 2001</u>			
Santa Cruz	Chico	Woodland	Davis
3562	1260	1767	2329

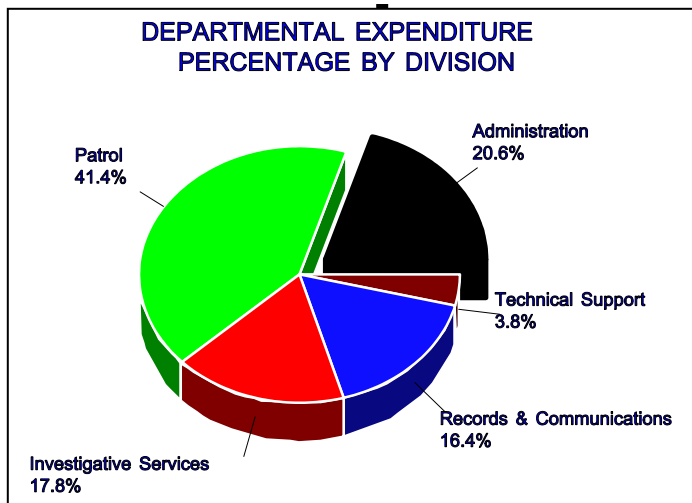
This chart is a comparison of per capita expenditures for police services in various cities.

<u>Per Capita Police Service Costs</u>	
Davis	\$133.04
Folsom	\$137.26
Vacaville	\$150.27
San Luis Obispo	\$163.01
Fairfield	\$164.39
Chico	\$177.18
Napa	\$179.94
Roseville	\$184.03
Woodland	\$189.60
Sacramento	\$195.67
Vallejo	\$231.34
West Sacramento	\$275.48
Berkeley	\$288.38
Palo Alto	\$301.35

**No. 55**

<u>Source of Funds</u>	<u>Actual 2000-01</u>	<u>Budget 2001-02</u>	<u>Estimated 2001-02</u>	<u>Budget 2002-03</u>
General Fund Support	1,036,518	1,332,340	1,556,258	1,772,656
Fees & Charges	43,015	8,000	18,000	8,000
Public Safety Srv Fee/Tax	93,000	116,000	116,000	90,000
<b>Total Revenues</b>	<b>1,172,533</b>	<b>1,456,340</b>	<b>1,690,258</b>	<b>1,870,656</b>

<u>Expenditures</u>	<u>Actual 2000-01</u>	<u>Budget 2001-02</u>	<u>Estimated 2001-02</u>	<u>Budget 2002-03</u>
Capital Expenditures	4,045	0	0	0
Operating Expenditures	722,863	953,471	952,471	942,308
Salaries and Benefits	445,625	502,869	737,787	928,348
<b>Total Expenditures</b>	<b>1,172,533</b>	<b>1,456,340</b>	<b>1,690,258</b>	<b>1,870,656</b>



**SUMMARY OF MAJOR  
BUDGET CHANGES**

- Increased maintenance and operations costs for new police facility.
- Participation in county-wide sexual assault interview center program.

**PATROL - DIVISION 56**

**Major Accomplishments in FY 2001-02**

Completed move to new facility. Returned patrol officers to beat assignments. Created Community Response Team to augment patrol operations and community problem-solving.

**Plans / Goals for FY 2002-03**

Continue Community Response Team operations, including DUI Enforcement, DUI checkpoints, and alleged alcohol sales to minors. Implement automated scheduling program.

**How We Measure Up**

**“Shoulder Tap” illegal alcohol sales to minors**  
7 operations completed with 31 arrests

**DUI Checkpoints**  
5 arrests, 2 vehicles impounded, 14 citations

**Satisfaction with City’s Efforts to Enforce Traffic Laws**

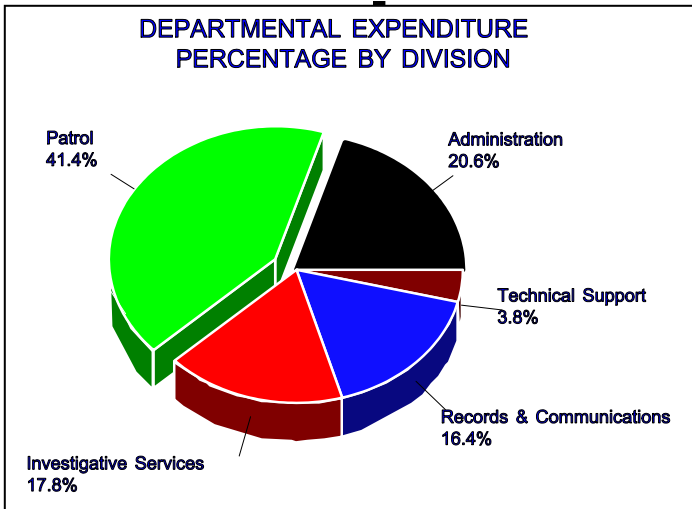
45%	Very Satisfied
36%	Somewhat Satisfied
10%	Somewhat Dissatisfied
5%	Very Dissatisfied
5%	Don't Know / No Answer

Per a City of Davis resident survey, 80% of respondents rated satisfaction with the City’s efforts to provide neighborhood police patrols.

**No. 56**

<u>Source of Funds</u>	<u>Actual 2000-01</u>	<u>Budget 2001-02</u>	<u>Estimated 2001-02</u>	<u>Budget 2002-03</u>
General Fund Support	2,511,155	2,867,600	2,791,374	2,702,176
Fees & Charges	100,562	94,211	143,831	121,869
Grants/Designated Revenue	148,414	0	3,320	0
Public Safety Srv Fee/Tax	791,043	1,004,785	829,680	868,298
Special Revenue Funds	70,409	81,166	80,325	76,502
<b>Total Revenues</b>	<b>3,621,583</b>	<b>4,047,762</b>	<b>3,848,530</b>	<b>3,768,845</b>

<u>Expenditures</u>	<u>Actual 2000-01</u>	<u>Budget 2001-02</u>	<u>Estimated 2001-02</u>	<u>Budget 2002-03</u>
Capital Expenditures	0	4,500	39,500	0
Operating Expenditures	646,327	836,178	856,848	727,504
Salaries and Benefits	2,975,256	3,207,084	2,952,182	3,041,341
<b>Total Expenditures</b>	<b>3,621,583</b>	<b>4,047,762</b>	<b>3,848,530</b>	<b>3,768,845</b>



**SUMMARY OF MAJOR  
BUDGET CHANGES**

- Two Community Response Team vehicles placed in service.

## **INVESTIGATIONS - DIVISION 57**

### **Major Accomplishments in FY 2001-02**

A number of major investigations were completed with arrests, including fraud using computers, attempted murder, major embezzlement, felony child abuse with parole violator returned to prison and prosecution of a multiple victim rape case.

### **Plans / Goals for FY 2002-03**

Goals include increased use of DNA analysis and identification and continued integration and refinement of the county-wide Multidisciplinary Interview Concept for sexual assault investigations.

### **How We Measure Up**

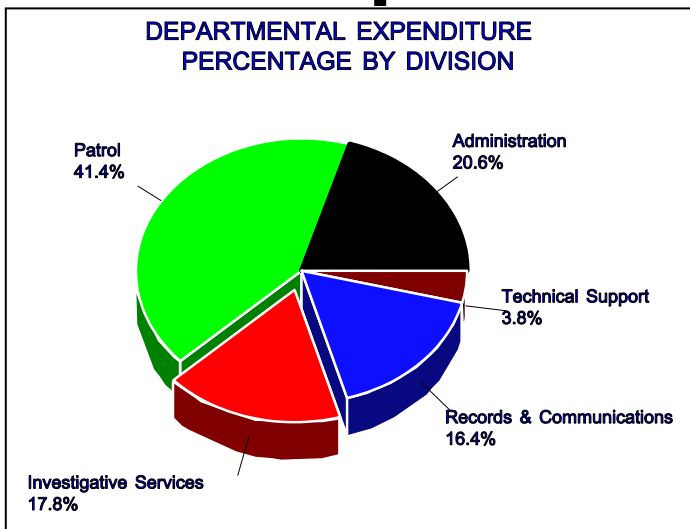
The Investigations Division handles over 300 cases per year, including crimes against persons, property and high-technology such as identity theft. Additional duties include processing and tracking of sex, arson and drug registrants, search warrants, extraditions, parole and probation searches, prisoner transport, and participation in narcotics, and stolen vehicle task forces. This division has developed "solvability" factors used to review potential cases for likelihood of successful investigation.

A number of high-profile cases were successfully investigated, resulting in arrests and indictments. These cases included a residential auto theft series, an armed robbery series and several elder abuse fraud cases.

**No. 57**

<u>Source of Funds</u>	<u>Actual 2000-01</u>	<u>Budget 2001-02</u>	<u>Estimated 2001-02</u>	<u>Budget 2002-03</u>
General Fund Support	1,313,114	1,491,126	1,295,950	1,464,879
Fees & Charges	43,031	43,100	51,889	46,000
Grants/Designated Revenue	67,581	85,000	97,038	70,000
Special Revenue Funds	24,358	32,500	32,500	35,000
<b>Total Revenues</b>	<b>1,448,084</b>	<b>1,651,726</b>	<b>1,477,377</b>	<b>1,615,879</b>

<u>Expenditures</u>	<u>Actual 2000-01</u>	<u>Budget 2001-02</u>	<u>Estimated 2001-02</u>	<u>Budget 2002-03</u>
Operating Expenditures	252,002	265,592	265,592	291,855
Salaries and Benefits	1,196,082	1,386,134	1,211,785	1,324,024
<b>Total Expenditures</b>	<b>1,448,084</b>	<b>1,651,726</b>	<b>1,477,377</b>	<b>1,615,879</b>



**SUMMARY OF MAJOR  
BUDGET CHANGES**

None to report.

## RECORDS & COMMUNICATIONS - DIVISION 58

### Major Accomplishments in FY 2001-02

Successful move to new Communications Center and implementation of new radio and E911 equipment.

### Plans / Goals for FY 2002-03

Purchase/implementation of optical records storage system. Increase staffing and feasibility study of Emergency Medical Dispatch.

### How We Measure Up

#### CALLS HANDLED PER DISPATCHER

<u>1999</u>	<u>2000</u>	<u>2001</u>
5820	5558	4938

Number of calls handled per dispatcher.

#### TOTAL CALLS FOR SERVICE

<u>1999</u>	<u>2000</u>	<u>2001</u>
52,377	58,355	49,386

Total calls for service.

#### Satisfaction with City's Efforts Quick Response Times

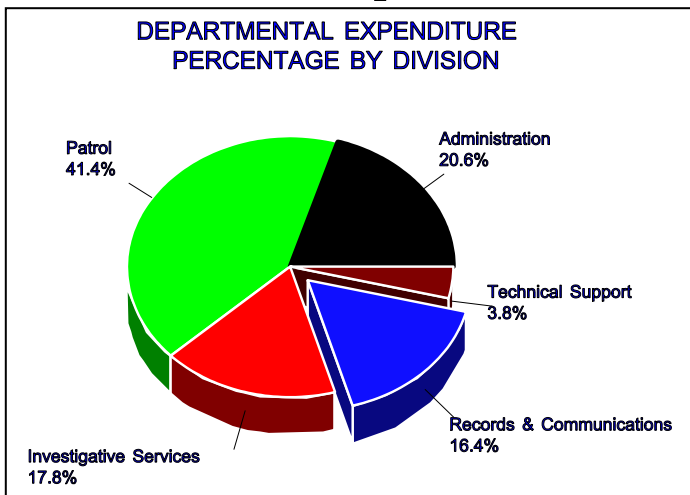
41%	Very Satisfied
17%	Somewhat Satisfied
3%	Somewhat Dissatisfied
1%	Very Dissatisfied
39%	Don't Know / No Answer

Citizens participating in the city of Davis Resident Survey indicated they are generally satisfied (58%) with the city's efforts to achieve quick response times to 911 calls.

**No. 58**

<u>Source of Funds</u>	<u>Actual 2000-01</u>	<u>Budget 2001-02</u>	<u>Estimated 2001-02</u>	<u>Budget 2002-03</u>
General Fund Support	924,994	1,206,317	1,047,147	1,331,379
Fees & Charges	196,002	148,012	167,447	165,124
<b>Total Revenues</b>	<b>1,120,996</b>	<b>1,354,329</b>	<b>1,214,594</b>	<b>1,496,503</b>

<u>Expenditures</u>	<u>Actual 2000-01</u>	<u>Budget 2001-02</u>	<u>Estimated 2001-02</u>	<u>Budget 2002-03</u>
Operating Expenditures	259,352	255,454	255,454	288,966
Salaries and Benefits	861,644	1,098,875	959,140	1,207,537
<b>Total Expenditures</b>	<b>1,120,996</b>	<b>1,354,329</b>	<b>1,214,594</b>	<b>1,496,503</b>



**SUMMARY OF MAJOR  
BUDGET CHANGES**

- Implementation of Lead Dispatcher, second Dispatch Supervisor and Records Supervisor positions.

**TECHNICAL SERVICES - DIVISION 59**

**Major Accomplishments in FY 2001-02**

Completed automation of citation information transfer to DMV.

**Plans / Goals for FY 2002-03**

Evaluate automated citation system alternatives.

**How We Measure Up**

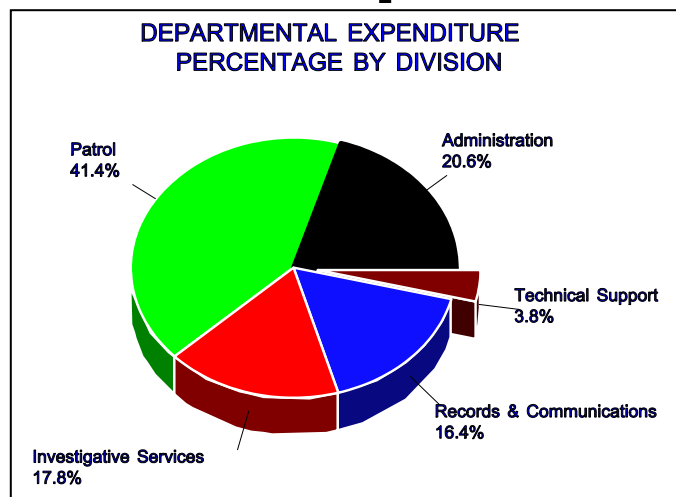
<b>PARKING CITATIONS ISSUED</b>		
<u>1999</u>	<u>2000</u>	<u>2001</u>
17,979	19,124	18,944

Total number of Parking Citations issued over a three-year span.

**No. 59**

<u>Source of Funds</u>	<u>Actual 2000-01</u>	<u>Budget 2001-02</u>	<u>Estimated 2001-02</u>	<u>Budget 2002-03</u>
General Fund Support	144,827	169,182	87,167	89,719
Special Revenue Funds	203,009	242,555	222,518	260,158
<b>Total Revenues</b>	<b>347,836</b>	<b>411,737</b>	<b>309,685</b>	<b>349,877</b>

<u>Expenditures</u>	<u>Actual 2000-01</u>	<u>Budget 2001-02</u>	<u>Estimated 2001-02</u>	<u>Budget 2002-03</u>
Operating Expenditures	80,331	91,308	94,308	92,565
Salaries and Benefits	267,505	320,429	215,377	257,312
<b>Total Expenditures</b>	<b>347,836</b>	<b>411,737</b>	<b>309,685</b>	<b>349,877</b>



**SUMMARY OF MAJOR  
BUDGET CHANGES**

None to report.