

FIRE DEPARTMENT

STATEMENT OF PURPOSE

To ensure that the community's emergency resources and prevention services are effectively and efficiently delivered and managed. The fire department provides Emergency Services, which include pre-hospital emergency medical services at the EMT-1D level (defibrillation); response to structural, vehicular and vegetation fires, hazardous materials response, water rescue, public assistance and other emergencies. The Prevention Services we provide include fire and life safety inspections, plan review services; public education on fire safety and fire prevention; fire investigations, and youth fire diversion program. In order to provide levels of excellence in emergency and prevention services we have a training division that trains and prepares the firefighters to respond to a wide diversity of emergency incidents.

EMERGENCY SERVICES MANAGEMENT- DIVISION 51

Supports all other divisions within the Fire Department in planning, organizing and directing the activities of the Fire Department. Develops policies and procedures consistent with adopted standards and city policy; evaluates service level requirements to ensure efficient delivery.

- Service Delivery Analysis
- Budget Preparation and Implementation
- Goals and Objectives
- Records Management
- Administrative Support to All Divisions
- Coordinate Citywide Emergency Operations



OPERATIONS- DIVISION 52

Provides for the emergency response and management of medical emergencies, fires, hazardous materials spills, natural disasters, public assistance, water rescue and other emergencies.

- Emergency Response
- Emergency Management
- Pre-fire Planning
- Apparatus Management
- Mutual Aid
- Equipment Management
- Automatic Aid
- Map Development
- Station Operations



PREVENTION – DIVISION 53

Ensures enforcement of state and local building and fire codes as they relate to fire safety.

- Fire Safety Inspections
- Fire Investigations
- Plan Review
- Public Education
- Weed Abatement
- Youth Fire Diversion
- Water Supply
- Permits



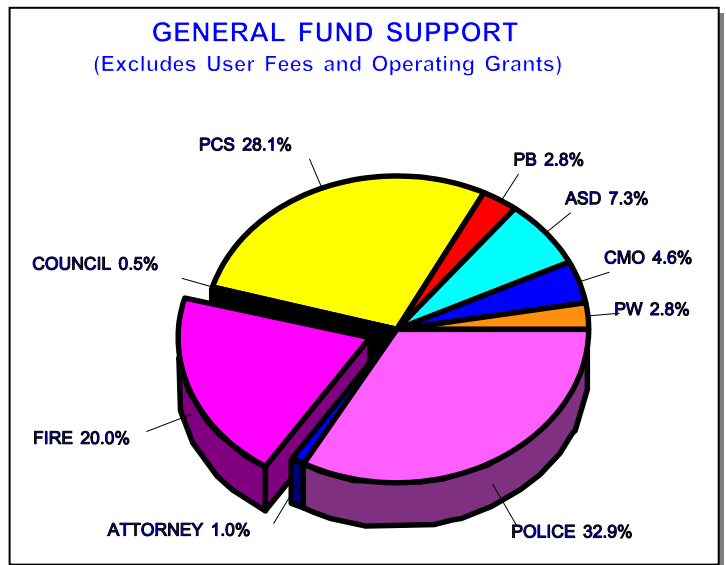
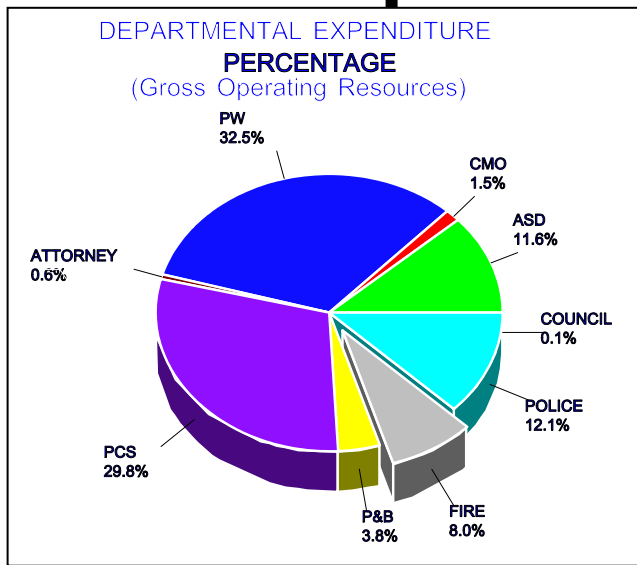
TRAINING – DIVISION 54

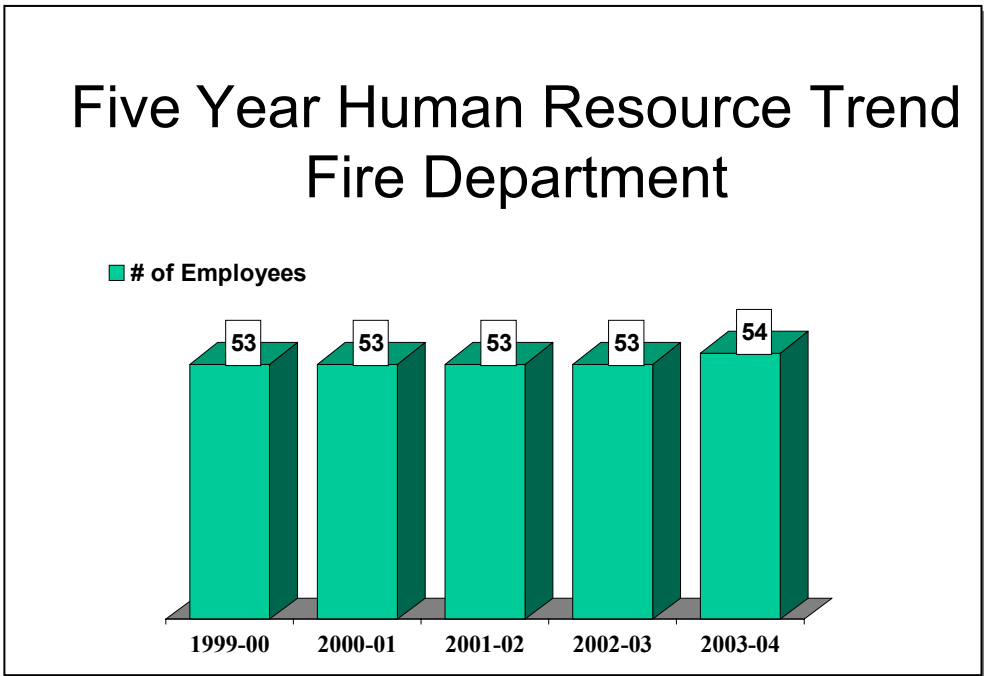
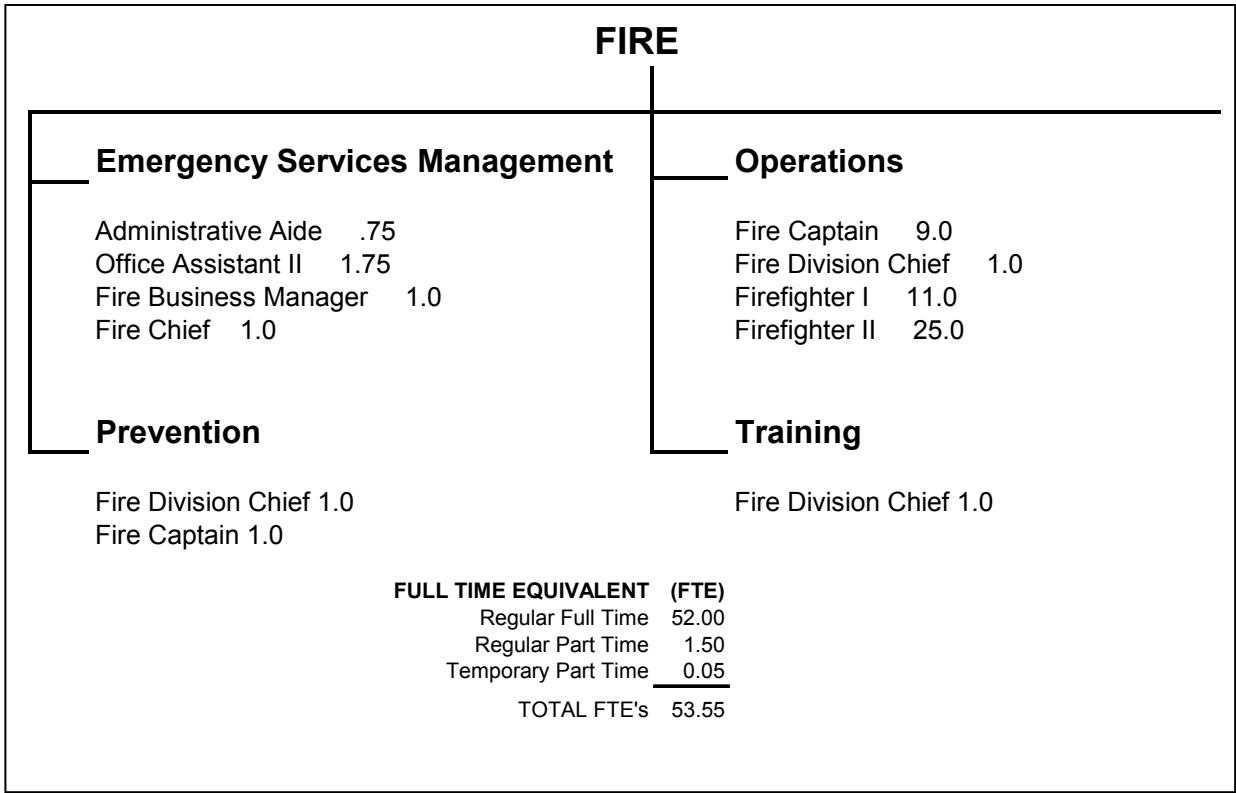
Responsible for the delivery of training programs for the professional development of fire department employees. Prepares the employees to provide an effective response force to mitigate emergencies and potential emergencies. Also prepares the employee to provide prevention services to the public.

- Professional Development
- Automatic & Mutual Aid Training
- Communications Management
- Occupational Safety
- Volunteer Program

<u>Source of Funds</u>	<u>Actual 2001-02</u>	<u>Budget 2002-03</u>	<u>Estimated 2002-03</u>	<u>Budget 2003-04</u>
General Fund Support	3,816,735	4,343,308	4,156,810	5,011,002
Enterprise Funds	68,573	109,255	102,874	161,161
Fees & Charges	579,131	564,510	617,782	585,726
Grants/Designated Revenue	3,752	0	3,330	0
Public Safety Srv Fee/Tax	719,073	868,298	747,837	779,081
Total Revenues	5,187,264	5,885,371	5,628,633	6,536,970

<u>Expenditures</u>	<u>Actual 2001-02</u>	<u>Budget 2002-03</u>	<u>Estimated 2002-03</u>	<u>Budget 2003-04</u>
Capital Expenditures	34,397	0	0	0
Operating Expenditures	928,539	1,115,352	1,067,352	1,128,709
Salaries and Benefits	4,224,328	4,770,019	4,561,281	5,408,261
Total Expenditures	5,187,264	5,885,371	5,628,633	6,536,970





EMERGENCY SERVICES MANAGEMENT – DIVISION 51

Major Accomplishments in FY 2002-03

- As a result of the state of the world, we began participating in available bio terrorism information and planning meetings
- Worked with outside agencies to provide effective coordination of bio terrorism event response
- Completed audit of the fire prevention division and implemented new fees
- Conducted one Fire Captain assessment center and promoted one to a Fire Prevention Captain
- Hired five firefighters and provided two 6 week indoctrination academies
- Continued efforts to develop a reliable records management system
- Provided city management team emergency operations center exercise
- Worked on a county-wide Development Impact Fee Study for all fire districts

Plans / Goals for FY 2003-04

- Complete revision of city of Davis Emergency Operations Plan
- Explore the feasibility of a Community Emergency Response Team for the city of Davis
- Continue to train city employees in large scale emergency operations
- Continue efforts to provide a reliable communication system for emergency notification to the public

How We Measure Up

The city of Davis has 3 fire stations. The administrative and support staff are located at the headquarters station at 530 5th St. Our goal is to respond to citizen requests for information within 3 working days 90% of the time.



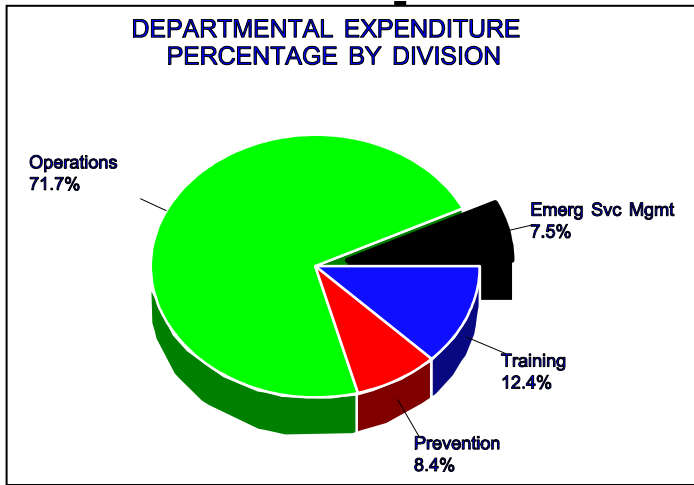
The city of Davis Fire Department ranks six out of seven in expenditures per capita for cities surveyed with populations between 50,000 – 85,000. If we include Fairfield and Vacaville, populations between 90,000 and 100,000, the city of Davis Fire Dept ranks seven out of nine. The average of all nine cities is \$131.24, the median is \$110.49 and the city of Davis is \$88.16.

A function within the Emergency Services Management Division is service delivery analysis. A key component of this analysis is customer satisfaction. We will continue surveying our customers who receive emergency services.

No. 51

<u>Source of Funds</u>	<u>Actual 2001-02</u>	<u>Budget 2002-03</u>	<u>Estimated 2002-03</u>	<u>Budget 2003-04</u>
General Fund Support	375,652	477,097	426,993	487,717
Fees & Charges	43	0	193	0
Grants/Designated Revenue	3,752	0	3,330	0
Total Revenues	379,447	477,097	430,516	487,717

<u>Expenditures</u>	<u>Actual 2001-02</u>	<u>Budget 2002-03</u>	<u>Estimated 2002-03</u>	<u>Budget 2003-04</u>
Operating Expenditures	81,508	150,383	123,678	147,764
Salaries and Benefits	297,939	326,714	306,838	339,953
Total Expenditures	379,447	477,097	430,516	487,717



**SUMMARY OF MAJOR
BUDGET CHANGES**

None to report.

OPERATIONS –DIVISION 52

Major Accomplishments in FY 2002-03

- Equipped and put into service a new Type 1 Engine
- Replaced old van with a new 8 passenger van
- Put into service new SCBA testing equipment
- Upgraded new Rescue with new equipment
- Continued to enhance fire ground operations
- Equipped department with low pressure nozzles
- Equipped and put in service Squad 33
- Introduced new or revised policies and procedures:



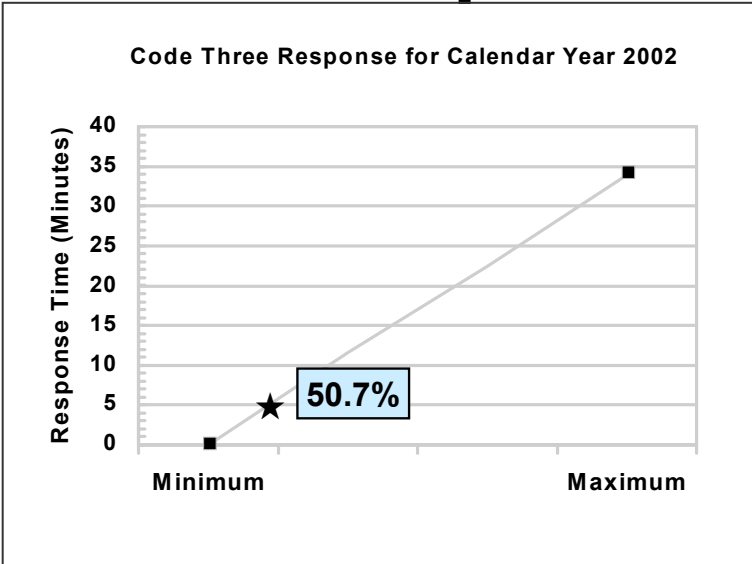
Water Rescue
EOC Activation
Mass Casualty Incidents
Control of Fire Scene
Response to School Fire Alarms
Yolo Causeway Operations
Water System Interties
Emergency Duty Recall
Personal Protective Equipment Replacement

Plans / Goals for FY 2003-04

- Equip and put into service new Type 1 Engine
- Upgrade radio system
- Upgrade dispatch system
- Upgrade Auto-Aid matrix
- Continue plan to achieve a 5 minute response time to 90% of calls
- Purchase and equip a new Air/Light Unit
- Introduce new policies and procedures:
 - Rehab Policy
 - Railroad Transportation Emergency Response
 - Truck Transportation Emergency Response
 - Air/Light Unit Procedures
 - Weapons of Mass Destruction Procedures
 - Truck Company Operations

How We Measure Up

In May of 1999, council approved a definition of response time to support the policy statement in the general plan and draft general plan. This definition stated that the Fire Department shall develop and maintain the capacity to reach all areas of the city within a five minute response time for 90% of all code 3 responses.



The graph to the left shows that the Fire Department, with the current three stations, was able to meet this standard 50.7% of the time for calendar year 2002.

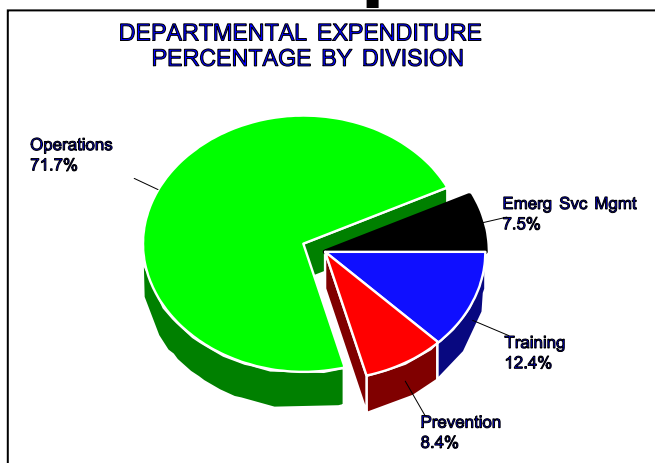
Since July 1, 2000, the Fire Department has been sending out surveys to citizens to whom we responded for fire, EMS or other emergency services. With a 28.3% return rate, the results of the survey responses for calendar year 2002 are reflected in the pie chart below.



No. 52

<u>Source of Funds</u>	<u>Actual 2001-02</u>	<u>Budget 2002-03</u>	<u>Estimated 2002-03</u>	<u>Budget 2003-04</u>
General Fund Support	2,568,334	2,766,184	2,753,225	3,246,507
Enterprise Funds	68,573	109,255	102,874	161,161
Fees & Charges	508,848	487,878	530,918	506,926
Public Safety Srv Fee/Tax	719,073	868,298	747,837	779,081
Total Revenues	3,864,828	4,231,615	4,134,854	4,693,675

<u>Expenditures</u>	<u>Actual 2001-02</u>	<u>Budget 2002-03</u>	<u>Estimated 2002-03</u>	<u>Budget 2003-04</u>
Capital Expenditures	23,836	0	0	0
Operating Expenditures	674,474	716,316	728,560	733,124
Salaries and Benefits	3,166,518	3,515,299	3,406,294	3,960,551
Total Expenditures	3,864,828	4,231,615	4,134,854	4,693,675



**SUMMARY OF MAJOR
BUDGET CHANGES**

None to report.

PREVENTION – DIVISION 53

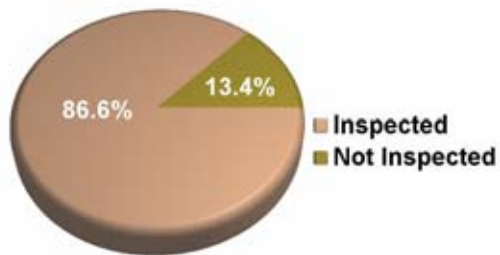
Major Accomplishments in FY 2002-03

- Reduced plan review turnaround time 20% due to the addition of a full-time fire inspector
- Increased citizen consultation service due to the addition of a full-time fire inspector
- Re-implemented the public fire safety program for Davis citizens

Plans / Goals for FY 2003-04

- Inspect all public and private schools in Davis for fire safety
- Prepare a fire sprinkler ordinance for new dwellings in Davis; present the ordinance to City Council for action
- Implement the first phase of the fire hydrant “clear space” program

Engine Company Inspections Completed in Calendar Year 2002



How We Measure Up

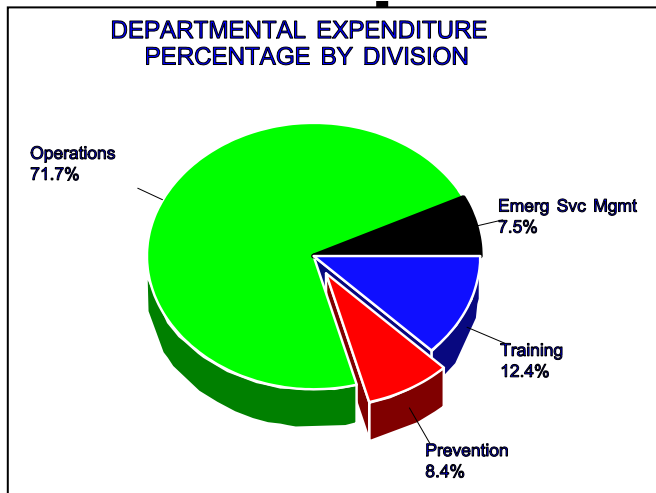
Fire safety inspections are performed annually by uniformed Fire Department members to reduce the likelihood of fire emergencies. This program contributes significantly to safety for people in places of assembly, in apartment complexes, fraternal living groups and the business community in general. 1,196 inspections were made last year, representing 86.6% of the inspectable properties. The Fire Department goal is to increase this percentage to 95% next year.



No. 53

<u>Source of Funds</u>	<u>Actual 2001-02</u>	<u>Budget 2002-03</u>	<u>Estimated 2002-03</u>	<u>Budget 2003-04</u>
General Fund Support	182,786	406,084	286,595	468,114
Fees & Charges	70,240	76,632	86,671	78,800
Total Revenues	253,026	482,716	373,266	546,914

<u>Expenditures</u>	<u>Actual 2001-02</u>	<u>Budget 2002-03</u>	<u>Estimated 2002-03</u>	<u>Budget 2003-04</u>
Operating Expenditures	60,101	82,646	74,254	83,767
Salaries and Benefits	192,925	400,070	299,012	463,147
Total Expenditures	253,026	482,716	373,266	546,914



**SUMMARY OF MAJOR
BUDGET CHANGES**

None to report.

TRAINING – DIVISION 54



Major Accomplishments in FY 2002-03

- Conducted live fire training
- Conducted nutrition training
- Conducted clandestine drug lab training
- Conducted weapons of mass destruction training
- Conducted explosives safety awareness training
- Conducted new rescue vehicle training
- Conducted new firefighter indoctrination training
- Continued engine company evolutions



Plans / Goals for FY 2003-04

- Conduct confined space rescue training
- Conduct trench rescue training
- Conduct driver safety course training
- Conduct fire investigation-vegetation training
- Conduct flammable liquids pipeline training
- Conduct water rescue training
- Conduct terrorism consequence management training



How We Measure Up

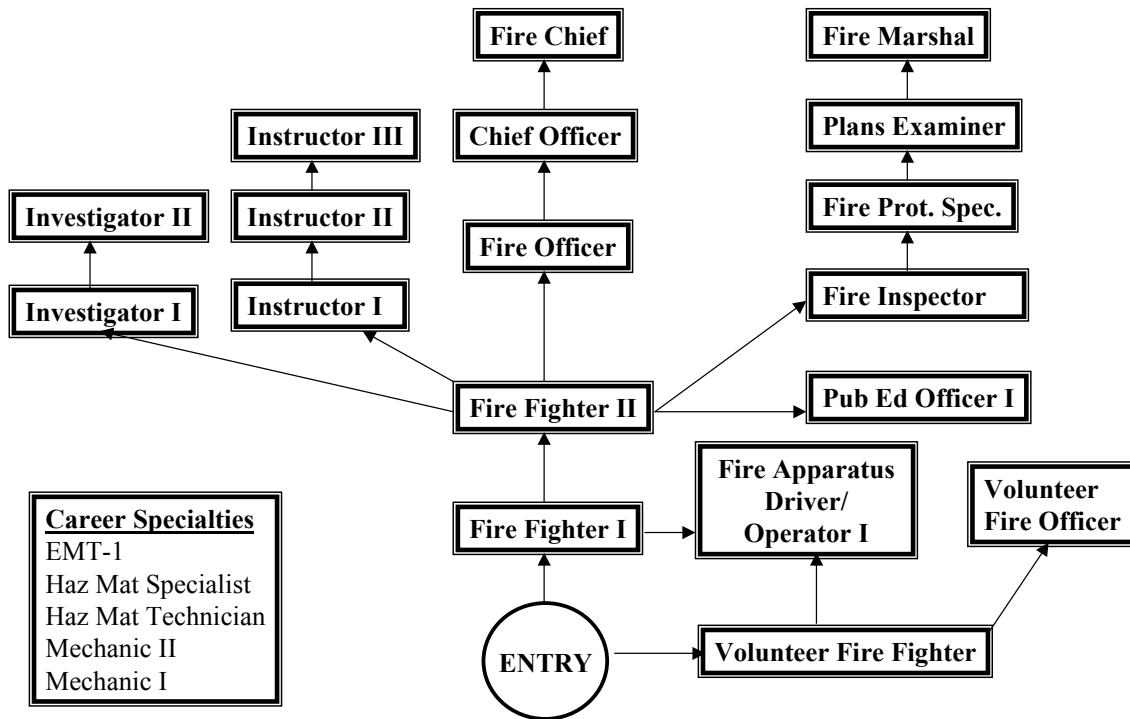
Training is provided for all probable risks, the training is both manipulative and cognitive. The number of training hours varies as firefighters move through career development stages.

The State of California has established certification tracks for firefighters to pursue. The office of the State Fire Marshal oversees the educational requirements of all certification tracks.

Firefighter Training Hours Calendar Year 2002



Certification Tracks for the Fire Service

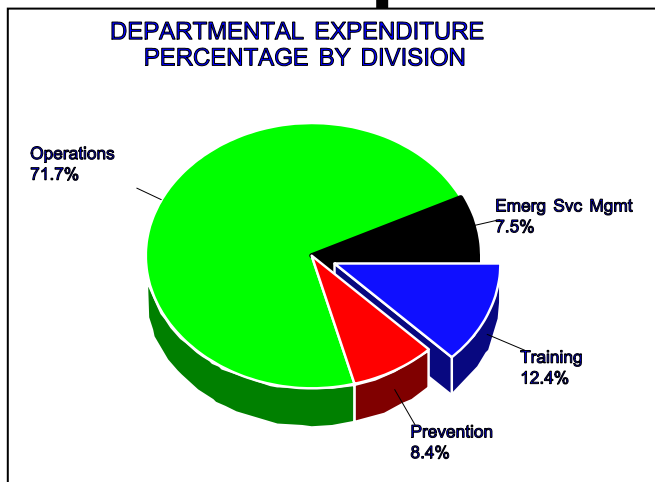


- Career Specialties**
- EMT-1
 - Haz Mat Specialist
 - Haz Mat Technician
 - Mechanic II
 - Mechanic I

No. 54

<u>Source of Funds</u>	<u>Actual 2001-02</u>	<u>Budget 2002-03</u>	<u>Estimated 2002-03</u>	<u>Budget 2003-04</u>
General Fund Support	689,963	693,943	689,997	808,664
Total Revenues	689,963	693,943	689,997	808,664

<u>Expenditures</u>	<u>Actual 2001-02</u>	<u>Budget 2002-03</u>	<u>Estimated 2002-03</u>	<u>Budget 2003-04</u>
Capital Expenditures	10,561	0	0	0
Operating Expenditures	112,456	166,007	140,860	164,054
Salaries and Benefits	566,946	527,936	549,137	644,610
Total Expenditures	689,963	693,943	689,997	808,664



**SUMMARY OF MAJOR
BUDGET CHANGES**

None to report