

FIRE DEPARTMENT

STATEMENT OF PURPOSE

To ensure that the community's emergency resources and prevention services are effectively and efficiently delivered and managed. The fire department provides Emergency Services, which include pre-hospital emergency medical services at the EMT-1D level (defibrillation); response to structural, vehicular and vegetation fires, hazardous materials response, special operations (confined space, trench, low angle, and water rescue) public assistance and other emergencies. The Prevention Services we provide include fire and life safety inspections, plan review services; public education on fire safety and fire prevention; fire investigations, and youth fire diversion program. In order to provide excellent service in emergency and prevention we have a training division that trains and prepares the firefighters to respond to a wide diversity of emergency incidents.

EMERGENCY SERVICES MANAGEMENT— DIVISION 51

Supports all other divisions within the Fire Department in planning, organizing and directing the activities of the Fire Department. Develops policies and procedures consistent with adopted standards and city policy; evaluates service level requirements to ensure efficient delivery.


- Service Delivery Analysis
- Budget Preparation and Implementation
- Goals and Objectives
- Records Management
- Administrative Support to All Divisions
- Coordinate Citywide Emergency Operations

OPERATIONS— DIVISION 52

Provides for the emergency response and management of fires, medical emergencies, hazardous materials spills, natural disasters, public assistance, water rescue and other emergencies.

- Emergency Response
- Emergency Management
- Pre-fire Planning
- Apparatus Management
- Mutual Aid
- Equipment Management
- Automatic Aid
- Map Development
- Station Operations





PREVENTION – DIVISION 53

Ensures enforcement of state and local building and fire codes as they relate to fire safety.

- Fire Safety Inspections
- Fire Investigations
- Plan Review
- Public Education
- Weed Abatement
- Youth Fire Diversion
- Water Supply
- Permits



TRAINING – DIVISION 54

Responsible for the delivery of training programs for the professional development of fire department employees. Prepares the employees to provide an effective response force to mitigate emergencies and potential emergencies. Also prepares the employee to provide prevention services to the public.

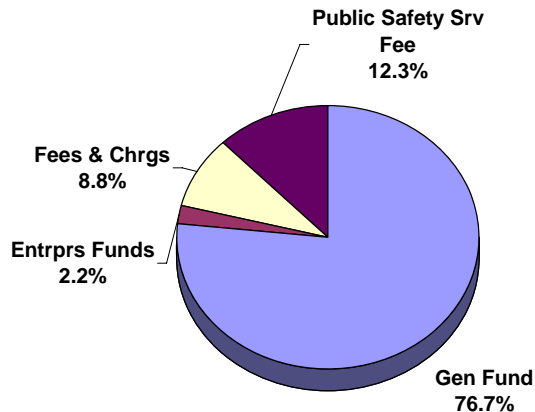
- Professional Development
- Automatic & Mutual Aid Training
- Communications Management
- Occupational Safety
- Volunteer Program

Revenues by Fund				
<u>Source of Funds</u>	<u>Actual 2002-03</u>	<u>Actual 2003-04</u>	<u>Budget 2004-05</u>	<u>Budget 2005-06</u>
General Fund Support	4,183,850	5,076,705	5,430,847	6,070,121
Enterprise Funds	113,477	87,202	164,453	174,694
Fees & Charges	624,282	698,400	658,400	693,556
Grants/Designated Revenue	4,006	77,178	5,000	0
Internal Service Funds	0	0	10,000	0
Public Safety Srv Fee/Tax	718,191	754,360	937,524	973,100
Total Revenues	5,643,806	6,693,845	7,206,224	7,911,471

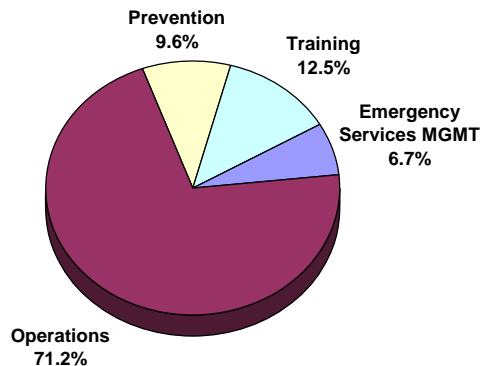
Expenses by Division				
<u>Division</u>	<u>Actual 2002-03</u>	<u>Actual 2003-04</u>	<u>Budget 2004-05</u>	<u>Budget 2005-06</u>
Emergency Services Management	429,455	499,409	504,833	530,755
Operations	4,118,898	4,833,922	5,125,492	5,629,419
Prevention	345,504	398,609	695,271	761,000
Training	749,949	961,905	880,628	990,297
Total Expenditures	5,643,806	6,693,845	7,206,224	7,911,471

Expenses by Category				
<u>Expenditures</u>	<u>Actual 2002-03</u>	<u>Actual 2003-04</u>	<u>Budget 2004-05</u>	<u>Budget 2005-06</u>
Capital Expenditures	21,017	61,624	10,000	0
Operating Expenditures	1,034,491	1,125,694	1,113,522	1,222,714
Salaries and Benefits	4,588,298	5,506,527	6,082,702	6,688,757
Total Expenditures	5,643,806	6,693,845	7,206,224	7,911,471

Source of Funds for Final Budget 2005-06

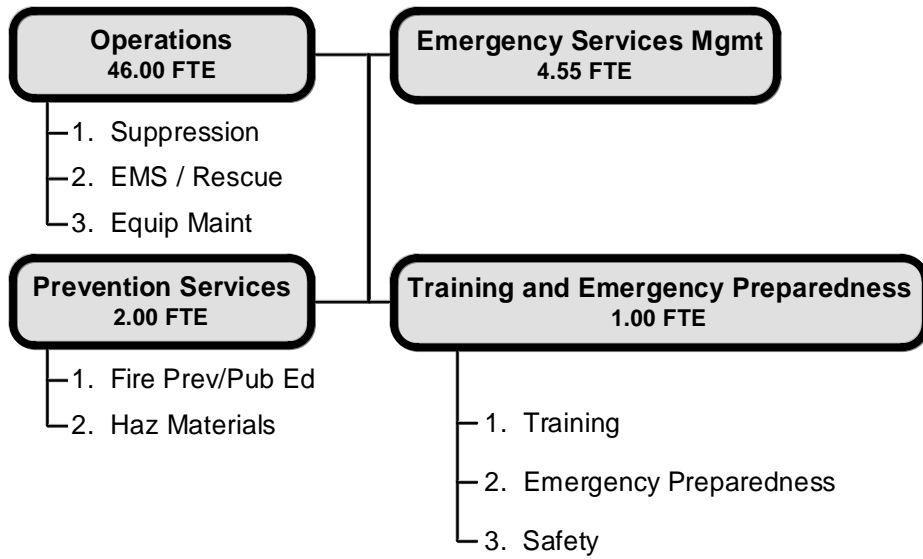


Expenses by Division



Fire Department

FTE'S 53.55



EMERGENCY SERVICES MANAGEMENT – DIVISION 51

Mission Statement:

The Davis Fire Department is a service organization that provides emergency response and preventative services to the City of Davis, East Davis County Fire Protection District, the Springlake Fire Protection District Area “B” and the No Mans Land Fire Protection District. Our mission is to protect the life, property, and the environment in our service area. We will deliver these services to the community through an efficient and effective use of our resources, while always providing the highest quality of customer service.

Values:

The members of the Davis Fire Department are guided by the following principles:

- All employees are valued.
- Employees are encouraged to express opinions and offer suggestions and ideas.
- Responsible behavior and accountability from employees is expected.
- All employees will provide the highest quality of customer service.

Major Accomplishments in FY 2004-05

- Completed City of Davis Yolo Operational Hazardous Mitigation Plan
- Applied for and received Homeland Security Funding for a trench rescue trailer
- Participated in bio terrorism training and planning meetings
- Participated in the implementation of the fire radio system
- Participated in League of California Cities as immediate past president of the fire department section

Plans / Goals for FY 2005-06

- Explore the feasibility of a Community Emergency Response Team for the City of Davis
- Plan for a fire corp
- Continue the self assessment process approved by the International Fire Chiefs Association (IAFC) and International City Managers Association (ICMA)
- Continue to train city employees in large scale emergency operations
- Participate in development of the update of the California Fire Plan as a representative of the League of California Cities

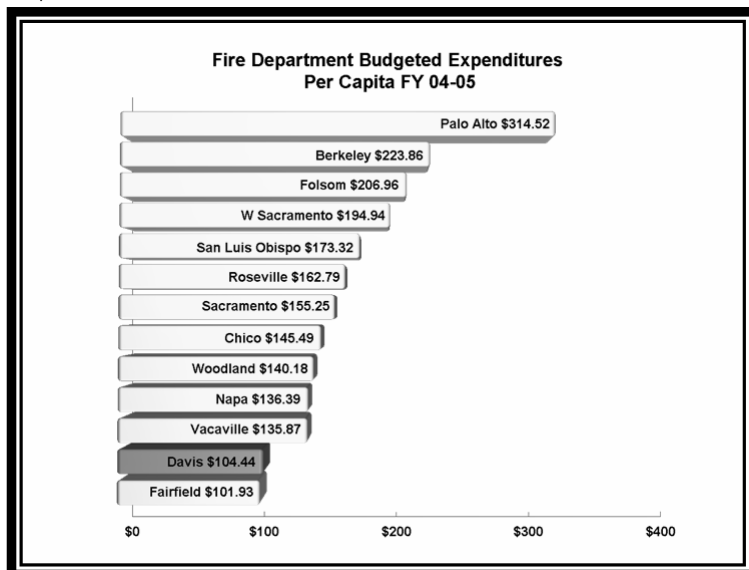


How We Measure Up

The City of Davis has 3 fire stations. The administrative and support staff are located at the headquarters station at 530 5th St. Our goal is to respond to citizen requests for information within 3 working days 90% of the time.



The City of Davis Fire Department ranks twelve out of thirteen in expenditures per capita for cities surveyed. The average of all thirteen cities is \$168.92, the median is \$155.25 and the City of Davis is \$ 104.44.



No. 51

Revenues by Fund				
<u>Source of Funds</u>	<u>Actual 2002-03</u>	<u>Actual 2003-04</u>	<u>Budget 2004-05</u>	<u>Budget 2005-06</u>
General Fund Support	425,214	441,026	494,833	530,755
Fees & Charges	235	35,090	0	0
Grants/Designated Revenue	4,006	23,293	0	0
Internal Service Funds	0	0	10,000	0
Total Revenues	429,455	499,409	504,833	530,755

Expenses by Category				
<u>Expenditures</u>	<u>Actual 2002-03</u>	<u>Actual 2003-04</u>	<u>Budget 2004-05</u>	<u>Budget 2005-06</u>
Capital Expenditures	0	0	10,000	0
Operating Expenditures	104,567	130,156	125,216	120,197
Salaries and Benefits	324,888	369,253	369,617	410,558
Total Expenditures	429,455	499,409	504,833	530,755

OPERATIONS –DIVISION 52

Major Accomplishments in FY 2004-05

- Upgraded Radio System
- Upgraded Station Alerting System
- Purchased new Trench Rescue Trailer using grant funds
- Enhanced Dispatch Procedure
- Certified in Low Angle Rescue
- Ordered Special Operations Air/Light Unit
- Introduced new and revised policies and procedures:

Updated Radio Procedures
Updated First Alarm Procedures
Completed Low-angle Rescue Procedures
Completed Battalion Chiefs' Procedures
Updated Evacuation Signal
Updated Auto Aid Matrix
Updated EOC Activation Procedure



Plans / Goals for FY 2005-06

- Continue plan to achieve 5 minute response to 90% of calls with adequate personnel
- Replace and put into service new water tender
- Equip new Special Operations Light/Air Unit
- Replace and put into service Type III Grass Apparatus
- Planning and research for fourth fire station
- Continue to upgrade and enhance Special Operations Program
- Introduce new policies and procedures:

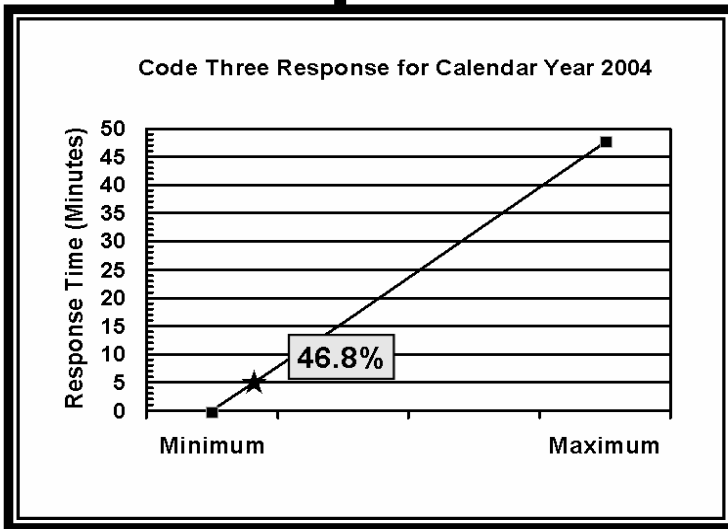
Rehab Policy
Railroad Transportation Emergency Procedures
Truck Operation Procedures
Thermal Image Operation Procedures
Wildland Fire Procedures



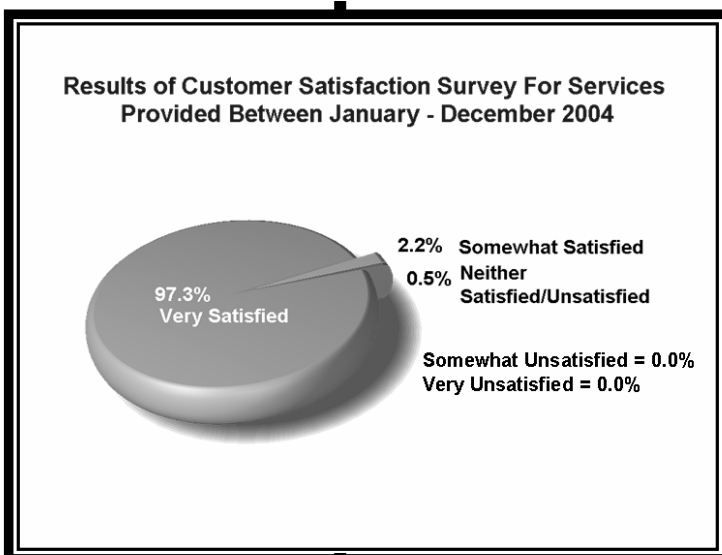
How We Measure Up

In May of 1999, council approved a definition of response time to support the policy statement in the general plan and draft general plan. This definition stated that the Fire Department shall develop and maintain the capacity to reach all areas of the City within a five minute response time for 90% of all code 3 responses.

The graph to the left shows that the Fire Department, with the current three stations, was able to meet this standard 46.8% of the time for calendar year 2004.



Since July 1, 2000, the Fire Department has been sending out surveys to citizens to whom we responded for fire, EMS or other emergency services. With a 29.0% return rate, the results of the survey responses for calendar year 2004 are reflected in the pie chart below.



OPERATIONS DIVISION

Revenues by Fund				
<u>Source of Funds</u>	Actual <u>2002-03</u>	Actual <u>2003-04</u>	Budget <u>2004-05</u>	Budget <u>2005-06</u>
General Fund Support	2,752,694	3,374,117	3,450,805	3,918,919
Enterprise Funds	113,477	87,202	164,453	176,694
Fees & Charges	534,536	564,358	567,710	562,706
Grants/Designated Revenue	0	53,885	5,000	0
Public Safety Srv Fee/Tax	718,191	754,360	937,524	973,100
Total Revenues	4,118,898	4,833,922	5,125,492	5,629,419

Expenses by Category				
<u>Expenditures</u>	Actual <u>2002-03</u>	Actual <u>2003-04</u>	Budget <u>2004-05</u>	Budget <u>2005-06</u>
Capital Expenditures	21,017	61,624	0	0
Operating Expenditures	738,773	753,088	737,892	815,521
Salaries and Benefits	3,359,108	4,019,210	4,387,600	4,813,898
Total Expenditures	4,118,898	4,833,922	5,125,492	5,629,419

PREVENTION – DIVISION 53



Major Accomplishments in FY 2004-05

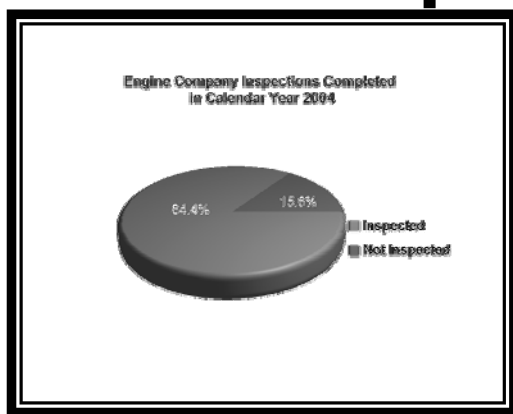
- Fire Prevention Bureau inspected 85% of all public and private schools for compliance with the Fire Code and State Fire Marshal's regulation
- Fire suppression members inspected 1,247 addresses for compliance with the Fire Code and State Fire Marshal's regulations
- Processed building plans in the ten working day turnaround to 85% compliance
- Processed 218 plan reviews for compliance with fire and panic safety requirements
- With other city departments, participated in six significant long-range site plan reviews

Plans / Goals for FY 2005-06

- Fire Prevention Bureau to inspect 100% of all public and private schools for fire safety
- Fire suppression members to inspect 90% of assigned addresses for compliance with the Fire Code and State Fire Marshal's regulations
- Process building plans within the ten working day turnaround goal, with 90% compliance
- Submit a fire protection improvement/remodel plan for each Davis fire station to reduce vulnerability to fire
- Prepare and implement a program to contact each residential address in Davis with a smoke alarm message
- Complete the program requiring Fire Department fire investigator to obtain State Fire Marshal certification in that specialty

How We Measure Up

Fire safety inspections are performed by uniformed Fire Department members to reduce the number and severity of fires in the department's jurisdiction. This program utilizes suppression personnel assigned to the fire companies, who inspect all properties (except single family dwellings) annually. The program, which emphasizes citizen education regarding fire safety, reduces the incidence of fires in places of assembly, apartment houses and the business community in general.



No. 53

Revenues by Fund				
<u>Source of Funds</u>	<u>Actual 2002-03</u>	<u>Actual 2003-04</u>	<u>Budget 2004-05</u>	<u>Budget 2005-06</u>
General Fund Support	255,993	304,163	604,581	630,150
Fees & Charges	89,511	94,446	90,690	130,850
Total Revenues	345,504	398,609	695,271	761,000

Expenses by Category				
<u>Expenditures</u>	<u>Actual 2002-03</u>	<u>Actual 2003-04</u>	<u>Budget 2004-05</u>	<u>Budget 2005-06</u>
Operating Expenditures	66,749	71,087	86,002	92,524
Salaries and Benefits	278,755	327,522	609,269	668,476
Total Expenditures	345,504	398,609	695,271	761,000

TRAINING – DIVISION 54

Major Accomplishments in FY 2004-05

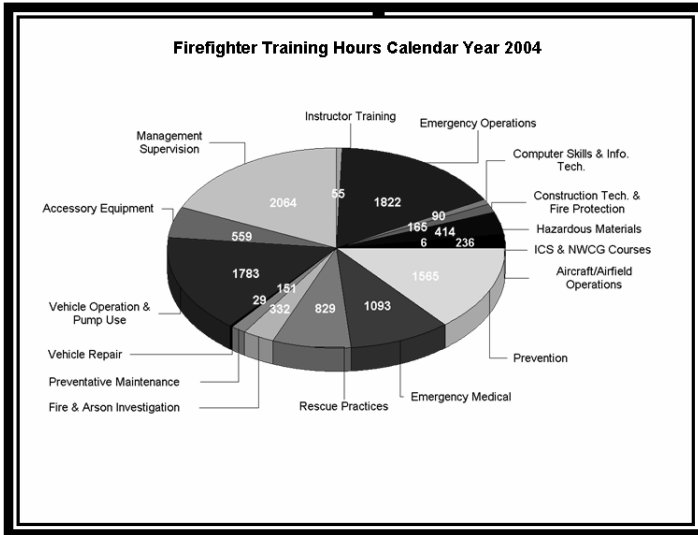
- Conducted Confined Space Rescue with Public Works Dept.
- Continued Engine Company Evolutions
- Conducted Back Injury Prevention Training
- Conducted Mass Decon for WMD Incidents
- Conducted Auto Injector use for Chemical Incidents
- Conducted Vehicle Fire Investigation
- Conducted Duty Chief Training
- Conducted Military Explosives Awareness Training
- Initiated Acting Battalion Chief Training Program



Plans / Goals for FY 2005-06

- Conduct Driver Safety Course Training
- Conduct Fire Investigation-Vegetation Training
- Conduct Mass Casualty Training
- Continue to conduct 800 MHz Radio Training
- Continue Low Angle Rescue Training
- Continue Acting Captain's Promotional Process
- Conduct New Firefighter Indoctrination Training
- Conduct Fire Investigation of Structure Fires
- Continue Acting Battalion Chief Training Program

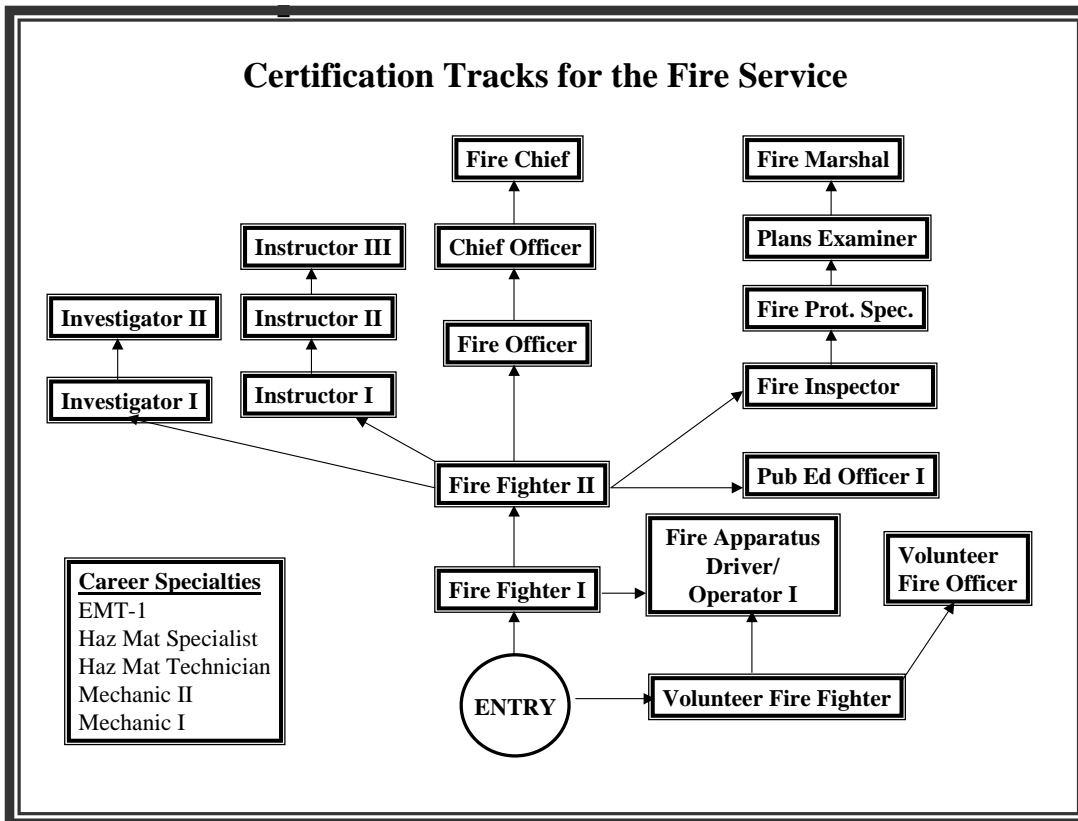




How We Measure Up

Training is provided for all probable risks, the training is both manipulative and cognitive. The number of training hours varies as firefighters move through career development stages.

The State of California has established certification tracks for firefighters to pursue. The office of the State Fire Marshal oversees the educational requirements of all certification tracks.



No. 54

Revenues by Fund	Actual	Actual	Budget	Budget
<u>Source of Funds</u>	<u>2002-03</u>	<u>2003-04</u>	<u>2004-05</u>	<u>2005-06</u>
General Fund Support	749,949	957,399	880,628	990,297
Fees and Charges	0	4,506	0	0
Total Revenues	749,949	961,905	880,628	990,297

Expenses by Category	Actual	Actual	Budget	Budget
<u>Expenditures</u>	<u>2002-03</u>	<u>2003-04</u>	<u>2004-05</u>	<u>2005-06</u>
Operating Expenditures	124,402	171,363	164,412	194,472
Salaries and Benefits	625,547	790,542	716,216	795,825
Total Expenditures	749,949	961,905	880,628	990,297

