

FIRE DEPARTMENT

STATEMENT OF PURPOSE

To ensure that the community's emergency resources and prevention services are effectively and efficiently delivered and managed. The fire department provides response to structural, vehicular and vegetation fires, emergency services, which include pre-hospital emergency medical services at the EMT-1D level (defibrillation); hazardous materials response, special operations (confined space, trench, low angle, and water rescue) public assistance and other emergencies. The Prevention Services we provide include fire and life safety inspections, plan review services; public education on fire safety and fire prevention; fire investigations, and youth fire diversion program. In order to provide excellent service in emergency response and prevention activities we have a training division that trains and prepares the firefighters to respond to a wide range of risks which may occur in the community.



EMERGENCY SERVICES MANAGEMENT— DIVISION 51


Supports all other divisions within the Fire Department in planning, organizing and directing the activities of the Fire Department. Develops policies and procedures consistent with adopted standards and city policy; evaluates service level requirements to ensure efficient delivery.

- Service Delivery Analysis
- Budget Preparation and Implementation
- Goals and Objectives
- Records Management
- Administrative Support to All Divisions
- Coordinate Citywide Emergency Operations

OPERATIONS— DIVISION 52

Provides for the emergency response and management of fires, medical emergencies, hazardous materials spills, natural disasters, public assistance, water rescue and other emergencies.

- Emergency Response
- Emergency Management
- Pre-fire Planning
- Apparatus Management
- Mutual Aid
- Equipment Management
- Automatic Aid
- Map Development
- Station Operations



PREVENTION – DIVISION 53

Ensures enforcement of state and local building and fire codes as they relate to fire safety.

- Fire Safety Inspections
- Fire Investigations
- Plan Review
- Public Education
- Weed Abatement
- Youth Fire Diversion
- Water Supply
- Permits



TRAINING – DIVISION 54

Responsible for the delivery of training programs for the professional development of fire department employees. Prepares the employees to provide an effective response force to mitigate emergencies and potential emergencies. Also prepares the employee to provide prevention services to the public.

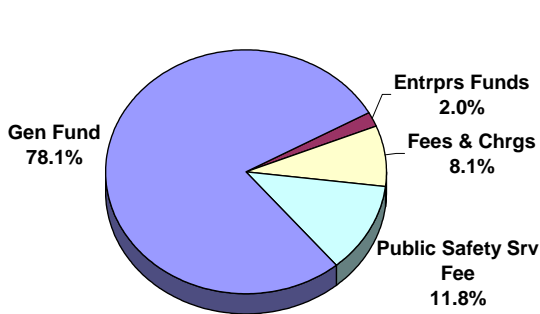
- Professional Development
- Automatic & Mutual Aid Training
- Communications Management
- Occupational Safety
- Davis Fire Corps

Revenues by Fund				
<u>Source of Funds</u>	<u>Actual 2004-05</u>	<u>Actual 2005-06</u>	<u>Budget 2006-07</u>	<u>Budget 2007-08</u>
General Fund Support	5,118,724	6,251,516	6,830,759	7,372,845
Enterprise Funds	92,462	88,261	184,255	193,465
Fees & Charges	771,008	705,082	655,987	762,680
Grants/Designated Revenue	69,317	15,337	0	0
Internal Service Funds	10,000	0	0	0
Public Safety Srv Fee/Tax	949,109	973,100	1,379,941	1,118,684
Total Revenues	7,010,620	8,033,296	9,050,942	9,447,674

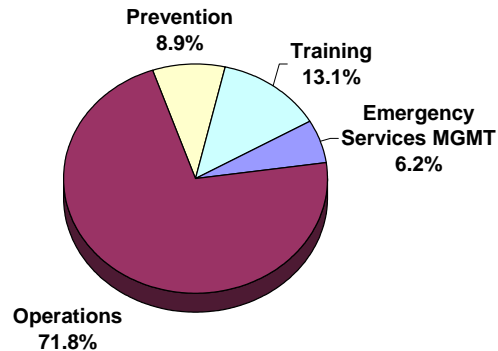
Expenses by Division				
<u>Division</u>	<u>Actual 2004-05</u>	<u>Actual 2005-06</u>	<u>Budget 2006-07</u>	<u>Budget 2007-08</u>
Emergency Services Management	496,647	531,015	850,396	585,562
Operations	5,170,170	5,854,763	6,260,216	6,780,030
Prevention	415,124	453,863	788,078	841,791
Training	928,679	1,193,655	1,152,252	1,240,291
Total Expenditures	7,010,620	8,033,296	9,050,942	9,447,674

Expenses by Category				
<u>Expenditures</u>	<u>Actual 2004-05</u>	<u>Actual 2005-06</u>	<u>Budget 2006-07</u>	<u>Budget 2007-08</u>
Capital Expenditures	14,034	22,755	298,536	0
Operating Expenditures	1,096,181	1,187,738	1,406,626	1,504,702
Salaries and Benefits	5,900,405	6,822,803	7,345,780	7,942,972
Total Expenditures	7,010,620	8,033,296	9,050,942	9,447,674

**Source of Funds for
Final Budget 2007-08**

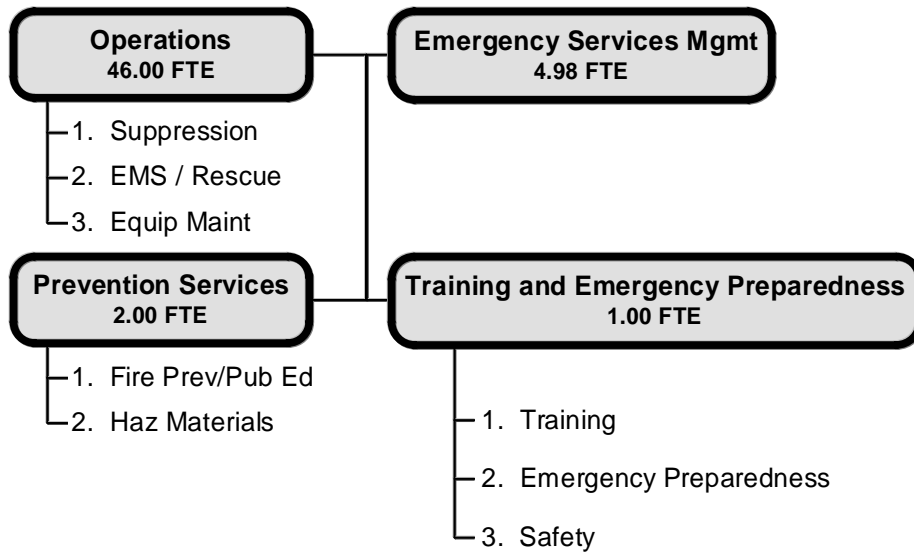


Expenses by Division



Fire Department

FTE'S 53.98



EMERGENCY SERVICES MANAGEMENT – DIVISION 51

Mission Statement:

The Davis Fire Department is a service organization that provides emergency response and preventative services to the City of Davis, East Davis County Fire Protection District, the Springlake Fire Protection District Area “B” and the No Mans Land Fire Protection District. Our mission is to protect the life, property, and the environment in our service area. We will deliver these services to the community through an efficient and effective use of our resources, while always providing the highest quality of customer service.

Values:

The members of the Davis Fire Department are guided by the following principles:

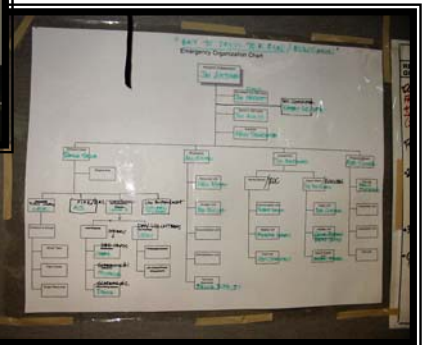
- All employees are valued.
- Employees are encouraged to express opinions and offer suggestions and ideas.
- Responsible behavior and accountability from employees is expected.
- All employees will provide the highest quality of customer service.

Major Accomplishments in FY 2006-07

- Implemented Davis Fire Corps
- Implemented Community Emergency Response Team (CERT)
- Continued succession planning throughout the department
- Worked with EDCFPD to address revenue and expenditure projections
- Worked with Assemblywoman Wolk’s office to address state owned property assessments to fire districts
- Implemented department continuity planning in each department
- Participated in Yolo County Pandemic Flu Planning Group
- Addressed planning and response for a possible pandemic flu within each department, in the business community, grocers, pharmaceuticals and the school district.

Plans / Goals for FY 2007-08

- Continue efforts for an effective Fire Corps and CERT program
- Continue the self assessment process approved by the International Fire Chiefs Association (IFCA) and International City Managers Association (ICMA)
- Continue to train city employees in large scale emergency operations
- Complete analysis and implementation of dispatch services for the Davis Fire Department
- Continue cooperative efforts within operational area in large scale emergency operations, planning and response
- Continue succession planning throughout the department
- Continue to work with EDCFPD to address revenue and expenditure projections



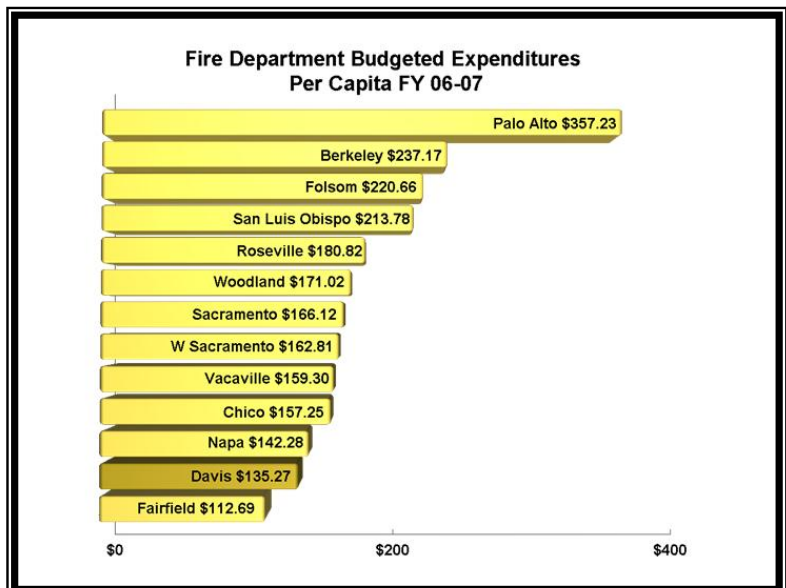


How We Measure Up

The City of Davis has 3 fire stations. The administrative and support staff are located at the headquarters station at 530 5th St. Our goal is to respond to citizen requests for information within 3 working days 90% of the time.



The City of Davis Fire Department ranks twelfth out of thirteen in expenditures per capita for cities surveyed. The average of all thirteen cities is \$185.88, the median is \$166.12 and the city of Davis is \$ 135.27.



No. 51

Revenues by Fund				
<u>Source of Funds</u>	<u>Actual 2004-05</u>	<u>Actual 2005-06</u>	<u>Budget 2006-07</u>	<u>Budget 2007-08</u>
General Fund Support	485,290	522,499	551,860	585,387
Fees & Charges	209	237	0	175
Grants/Designated Revenue	1,148	8,279	0	0
Internal Service Funds	10,000	0	0	0
Public Safety Srv Fee/Tax	0	0	298,536	0
Total Revenues	496,647	531,015	850,396	585,562

Expenses by Category				
<u>Expenditures</u>	<u>Actual 2004-05</u>	<u>Actual 2005-06</u>	<u>Budget 2006-07</u>	<u>Budget 2007-08</u>
Capital Expenditures	10,289	0	298,536	0
Operating Expenditures	86,778	98,014	121,595	127,685
Salaries and Benefits	399,580	433,001	430,265	457,877
Total Expenditures	496,647	531,015	850,396	585,562

**SUMMARY OF MAJOR
BUDGET CHANGES**

OPERATIONS –DIVISION 52

Major Accomplishments in FY 2006-07

- Put in service new Type III Grass Pumper
- Put in service new Special Operations Unit
- Ordered new Water Tender
- Updated Carbon Monoxide Investigation Response
- Updated Department Operating Center (DOC)
- Updated District 9 Auto Aid Matrix
- Developed a Special Operations Program
- Continued plan to achieve a 5 minute response to 90% of all calls with adequate personnel

Plans / Goals for FY 2007-08

- Erect a new Storage Facility at Station 33
- Put in service New Water Tender
- Create procedures for new Command Vehicle response
- Update response procedures for new Water Tender
- Continue new operational training program
- Create a Truck Operation Program
- Create a plan for increasing simultaneous responses
- Introduce new policies and procedure

Forcible Entry Procedures

New Rehab Policy

Thermal Imager Policy

Update Rapid Intervention Team Procedures

Light Weight Building Construction

Buildings Under Construction



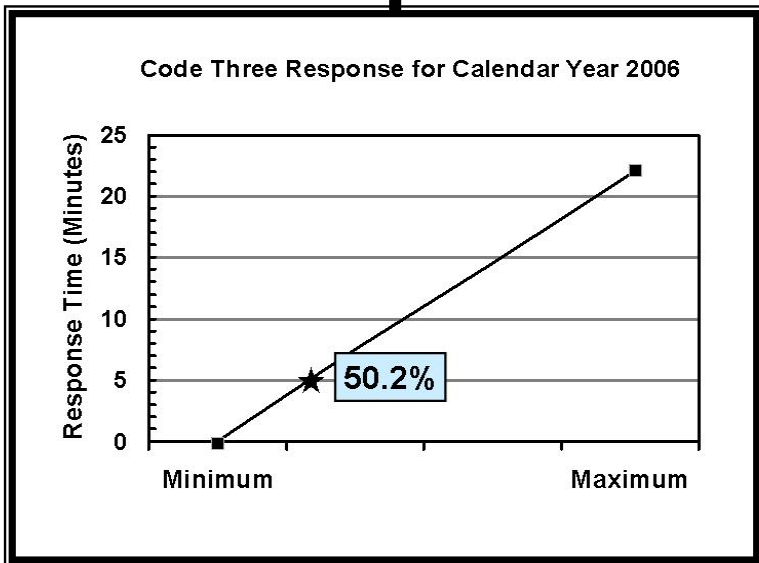
- Purchase a new Command Vehicle



How We Measure Up

In May of 1999, council approved a definition of response time to support the policy statement in the general plan and draft general plan. This definition stated that the Fire Department shall develop and maintain the capacity to reach all areas of the city within a five minute response time for 90% of all code 3 responses.

The graph to the left shows that the Fire Department, with the current three stations, was able to meet this standard 50.2% of the time for calendar year 2006.



Since July 1, 2000, the Fire Department has been sending out surveys to citizens to whom we responded for fire, EMS or other emergency services. With a 32.7% return rate, the results of the survey responses for calendar year 2006 are reflected in the pie chart below.



No. 52

Revenues by Fund				
<u>Source of Funds</u>	<u>Actual 2004-05</u>	<u>Actual 2005-06</u>	<u>Budget 2006-07</u>	<u>Budget 2007-08</u>
General Fund Support	3,411,128	4,208,699	4,437,101	4,825,108
Enterprise Funds	92,462	88,261	184,255	193,465
Fees & Charges	649,302	578,890	557,455	642,773
Grants/Designated Revenue	68,169	5,813	0	0
Public Safety Srv Fee/Tax	949,109	973,100	1,081,405	1,118,684
Total Revenues	5,170,170	5,854,763	6,260,216	6,780,030

Expenses by Category				
<u>Expenditures</u>	<u>Actual 2004-05</u>	<u>Actual 2005-06</u>	<u>Budget 2006-07</u>	<u>Budget 2007-08</u>
Capital Expenditures	3,745	22,755	0	0
Operating Expenditures	803,017	851,538	918,835	990,038
Salaries and Benefits	4,363,408	4,980,470	5,341,381	5,789,992
Total Expenditures	5,170,170	5,854,763	6,260,216	6,780,030

**SUMMARY OF MAJOR
BUDGET CHANGES**

There are no major budget changes.

PREVENTION – DIVISION 53

Major Accomplishments in FY 2006-07



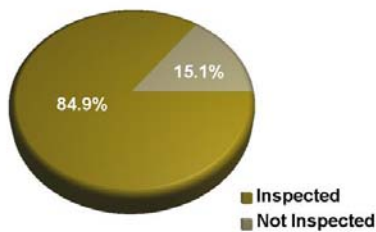
- Fire Prevention Bureau inspected 66% of all public and private schools for compliance with the Fire Code and State Fire Marshal's regulations
- Fire suppression members inspected 1,563 addresses (84.9% of assigned addresses) for compliance with the Fire Code and State Fire Marshal's regulations
- Processed 177 plan reviews for compliance with fire and panic safety requirements
- Reviewed building plans for Code compliance; reached 58% compliance with the ten-day turnaround time
- With other City departments, participated in six significant long-range site plan reviews

Plans / Goals for FY 2007-08



- Inspect 100% of all public and private schools
- Inspect 90% of assigned addresses for compliance with Fire Code and state fire Marshal's regulations
- Process building plans within the ten working day turnaround goal with 90% compliance
- Submit a fire protection improvement/remodel plan for each Davis fire station to reduce vulnerability to fire
- Implement a program to contact each residential address in Davis with a message regarding residential smoke alarms
- Complete the program requiring Fire Department investigators to obtain State Fire Investigation certification
- Complete job requirements and description for a fire inspector
- Adopt a new model code with California and City of Davis amendments

Engine Company Inspections Completed in Calendar Year 2006



How We Measure Up

Fire safety inspections are performed by uniformed Fire Department members to reduce the number and severity of fires in the Department's jurisdiction. This program utilizes suppression personnel assigned to fire engines, as well as Fire Prevention inspectors. All properties except single family dwellings are visited annually. The program, which emphasizes citizen education regarding fire safety, reduces the chance of fires in places of assembly, apartment houses and the business community.

No. 53

Revenues by Fund				
<u>Source of Funds</u>	<u>Actual 2004-05</u>	<u>Actual 2005-06</u>	<u>Budget 2006-07</u>	<u>Budget 2007-08</u>
General Fund Support	293,627	327,908	689,546	722,059
Fees & Charges	121,497	125,955	98,532	119,732
Total Revenues	415,124	453,863	788,078	841,791

Expenses by Category				
<u>Expenditures</u>	<u>Actual 2004-05</u>	<u>Actual 2005-06</u>	<u>Budget 2006-07</u>	<u>Budget 2007-08</u>
Operating Expenditures	84,734	80,695	94,043	102,311
Salaries and Benefits	330,390	373,168	694,035	739,480
Total Expenditures	415,124	453,863	788,078	841,791

**SUMMARY OF MAJOR
BUDGET CHANGES**

There are no major budget changes.

TRAINING – DIVISION 54



Major Accomplishments in FY 2006-07

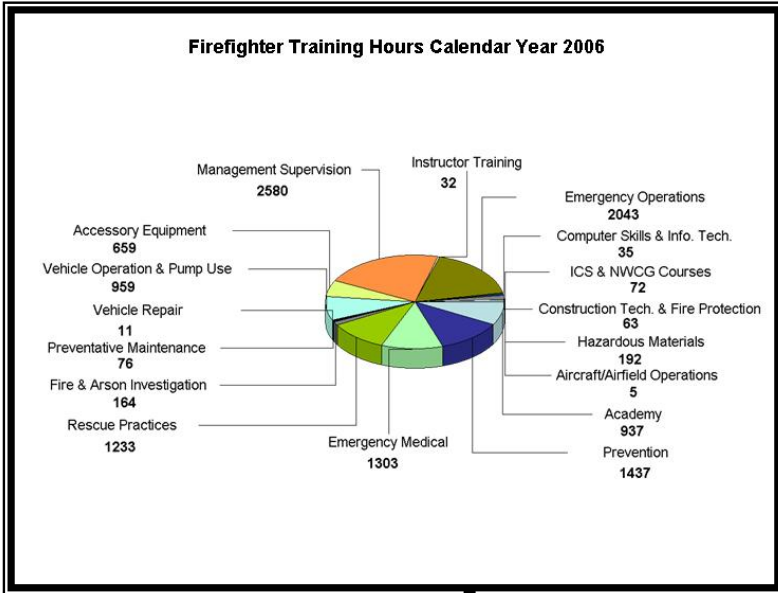
- Completed multi company – multi agency training
- Completed in service orientation and training for new defibrillators
- Completed fire ventilation training
- Completed forcible entry training
- Completed promotional exam for Fire Captain
- Conducted new firefighter indoctrination training
- Constructed confined space training prop

Plans / Goals for FY 2007-08

- Continue multi company training with UC Davis FD
- Provide tower rescue awareness training
- Conduct new firefighter indoctrination training
- Conduct air & light unit vehicle training
- Participate in quarterly automatic aid training
- Conduct National Incident Management Training
- Conduct new fire engine training

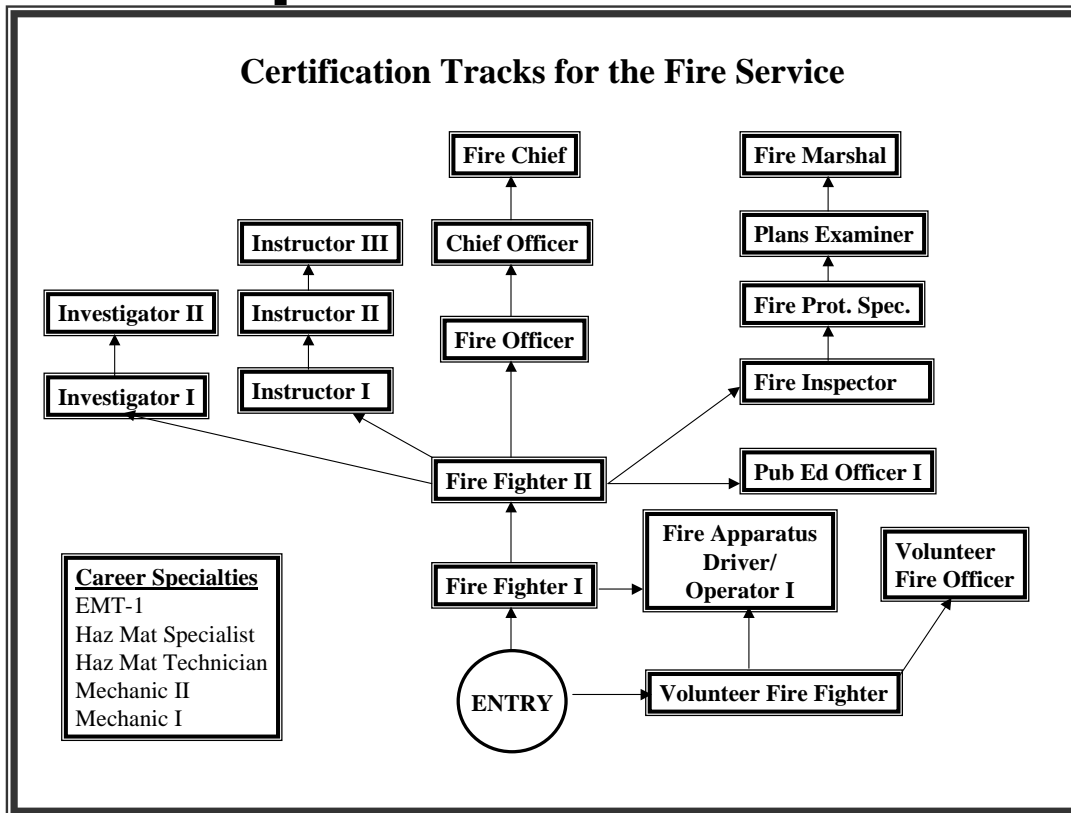


How We Measure Up



Training is provided for all probable risks, the training is both manipulative and cognitive. The number of training hours varies as firefighters move through career development stages.

The State of California has established certification tracks for firefighters to pursue. The office of the State Fire Marshal oversees the educational requirements of all certification tracks.



Revenues by Fund				
<u>Source of Funds</u>	<u>Actual 2004-05</u>	<u>Actual 2005-06</u>	<u>Budget 2006-07</u>	<u>Budget 2007-08</u>
General Fund Support	928,679	1,192,410	1,152,252	1,240,291
Grants/Designated Revenue	0	1,245	0	0
Total Revenues	928,679	1,193,655	1,152,252	1,240,291

Expenses by Category				
<u>Expenditures</u>	<u>Actual 2004-05</u>	<u>Actual 2005-06</u>	<u>Budget 2006-07</u>	<u>Budget 2007-08</u>
Operating Expenditures	121,652	157,491	272,153	284,668
Salaries and Benefits	807,027	1,036,164	880,099	955,623
Total Expenditures	928,679	1,193,655	1,152,252	1,240,291

**SUMMARY OF MAJOR
BUDGET CHANGES**

There are no major budget changes.

