

POLICE DEPARTMENT

STATEMENT OF PURPOSE

The mission of the Davis Police Department is to attain the highest quality of life and security for all who live, work, learn, and visit in the City of Davis. We do this by working with the community promoting safety and reducing crime.



ADMINISTRATION - DIVISION 55

This division provides overall management, planning, coordination and evaluation of department functions. These include formulation of policy and professional standards, recruitment, hiring, employee training and compliance with state and federal standards, budget preparation and maintenance, purchasing, grant evaluation and application, and general research and development. The Police Chief's Community Advisory Board is administered within this division, as are investigation/resolution of citizen complaints and internal investigations and audits.




PATROL - DIVISION 56

This division provides first-line emergency response to crimes in progress, accidents, and tactical situations. The Patrol Division has primary responsibility to conduct initial investigations on most crimes and all traffic accidents occurring in the city. Enforcement of all federal, state and local ordinances is provided, including traffic and bicycle regulations. Other tasks include noise enforcement, miscellaneous calls for service, specialized enforcement, SWAT, bomb disposal, crime prevention and DARE, and oversight of the Volunteer, Reserve and Cadet programs.



INVESTIGATIONS - DIVISION 57

This division handles major criminal investigations of all types involving adult and juvenile offenders, as well as missing persons of all ages. Evidence and property is processed and maintained, produced for legal proceedings, and disposed of per legal requirements. Division members also participate in the Yolo County narcotics enforcement and gang task forces and the Sacramento Valley Hi-Tech crimes task force.



RECORDS & COMMUNICATIONS - DIVISION 58

This division receives all Emergency 911 and non-emergency calls for service and ensures that appropriate resources are dispatched on a timely basis, and maintains all departmental records and arrest warrants in accordance with federal, state and local law/ordinances. These processes are routinely audited by state and federal agencies. Other responsibilities include issuance of parking permits, assistance with a variety of administrative research projects, and livescan fingerprinting.



PARKING ENFORCEMENT - DIVISION 59

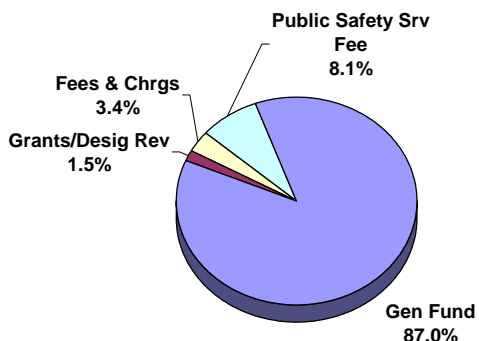
This division provides parking enforcement in regulated areas within the city.

Revenues by Fund				
<u>Source of Funds</u>	<u>Actual 2005-06</u>	<u>Actual 2006-07</u>	<u>Budget 2007-08</u>	<u>Budget 2008-09</u>
General Fund Support	10,031,989	11,196,711	12,599,954	13,081,569
Fees & Charges	384,337	453,002	452,379	512,984
Grants/Designated Revenue	383,002	419,864	237,156	230,939
Public Safety Srv Fee/Tax	1,083,587	1,176,642	1,208,683	1,221,408
Special Revenue Funds	715,777	0	0	0
Total Revenues	12,598,692	13,246,219	14,498,172	15,046,900

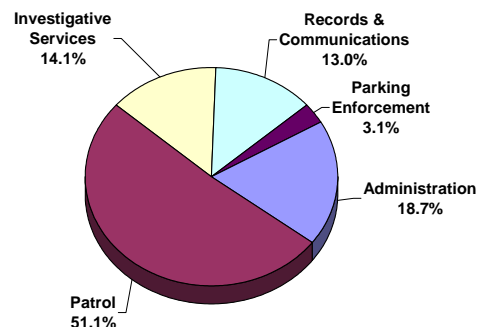
Expenses by Division				
<u>Division</u>	<u>Actual 2005-06</u>	<u>Actual 2006-07</u>	<u>Budget 2007-08</u>	<u>Budget 2008-09</u>
Administration	2,691,979	2,536,027	2,803,859	2,815,947
Patrol	6,001,378	6,927,336	7,259,863	7,678,179
Investigative Services	1,742,215	1,716,468	1,954,867	2,128,594
Records & Communication	1,743,850	1,628,850	1,928,513	1,959,532
Parking Enforcement	419,270	437,538	551,070	464,648
Total Expenditures	12,598,692	13,246,219	14,498,172	15,046,900

Expenses by Category				
<u>Expenditures</u>	<u>Actual 2005-06</u>	<u>Actual 2006-07</u>	<u>Budget 2007-08</u>	<u>Budget 2008-09</u>
Capital Expenditures	127,986	69,544	0	0
Operating Expenditures	2,971,275	3,153,006	3,122,723	3,028,055
Salaries and Benefits	9,499,431	10,023,669	11,375,449	12,018,845
Total Expenditures	12,598,692	13,246,219	14,498,172	15,046,900

**Source of Funds for
Final Budget 2008-09**



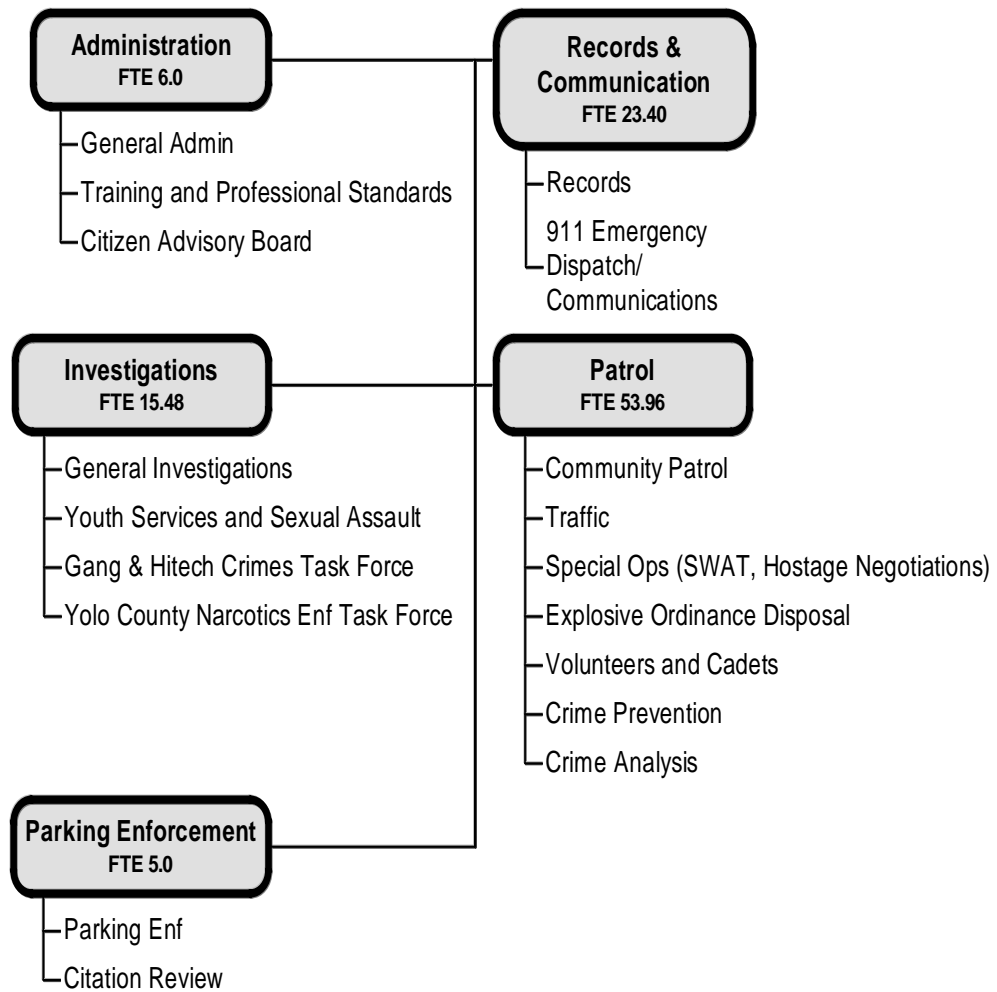
Expenses by Division





Police Department

FTE's = 103.84



ADMINISTRATION - DIVISION 55

Major Accomplishments in FY 2007-08

- Refined technology implementations, including in-car cameras and dispatch/records management/mobile data computer systems.
- Worked in conjunction with the Community Advisory Board, Police Advisory Committee, and Police Ombudsman.
- Completed and implemented phase one of the City Manager's Police Staffing Study.

Plans / Goals for FY 2008-09

- Implement phase two of staffing reorganization with the addition of a police detective and a school resources officer.
- Continue to refine technology implementation.
- Complete current round of community meetings and develop three-year strategic plan.

<u>Number of Police Officers</u>			
Davis	West Sacramento	Woodland	Chico
61	72	70	110

How We Measure Up

The number of Police Officers in the Davis Police Department is compared to other area agencies.

<u>PART I CRIME RATES 2007</u>			
Davis	West Sacramento	Woodland	Chico
2543	1778	2477	3444

Part I crimes include: murder, rape, robbery, aggravated assault, burglary, larceny-theft, and motor vehicle theft.

Revenues by Fund				
<u>Source of Funds</u>	<u>Actual 2005-06</u>	<u>Actual 2006-07</u>	<u>Budget 2007-08</u>	<u>Budget 2008-09</u>
General Fund Support	2,511,077	2,317,898	2,622,957	2,638,981
Grants/Designated Revenue	90,902	128,129	90,902	86,966
Public Safety Srv Fee/Tax	90,000	90,000	90,000	90,000
Total Revenues	2,691,979	2,536,027	2,803,859	2,815,947

Expenses by Category				
<u>Expenditures</u>	<u>Actual 2005-06</u>	<u>Actual 2006-07</u>	<u>Budget 2007-08</u>	<u>Budget 2008-09</u>
Capital Expenditures	59,456	0	0	0
Operating Expenditures	1,476,928	1,514,640	1,539,127	1,448,458
Salaries and Benefits	1,155,595	1,021,387	1,264,732	1,367,489
Total Expenditures	2,691,979	2,536,027	2,803,859	2,815,947

**SUMMARY OF MAJOR
BUDGET CHANGES**

There are no major budget changes.

PATROL - DIVISION 56

Major Accomplishments in FY 2007-08

- Increased bicycle enforcement in the downtown area.
- Assisted Youth Intervention with truancy enforcement efforts at various Davis Joint Unified School District locations. The program pairs officers with school officials to make home visits to habitual truants in an effort to return the students to classes.

Plans / Goals for FY 2008-09

- Implement "Neighborhood Pace Car" program as part of citywide "Street Smarts" project.
- Complete the current Office of Traffic Safety "Avoid the 8" DUI enforcement grant contract and receive renewal approval through 2010.
- Continue downtown bike officer patrols

How We Measure Up

The Patrol Division handled over 53,252 calls for service in 2007. Over 6,900 reports and cases were written.

Revenues by Fund				
<u>Source of Funds</u>	<u>Actual 2005-06</u>	<u>Actual 2006-07</u>	<u>Budget 2007-08</u>	<u>Budget 2008-09</u>
General Fund Support	4,392,418	5,515,154	5,954,618	6,311,077
Fees & Charges	90,714	108,544	110,308	161,721
Grants/Designated Revenue	228,152	216,996	76,254	73,973
Public Safety Srv Fee/Tax	993,587	1,086,642	1,118,683	1,131,408
Special Revenue Funds	296,507	0	0	0
Total Revenues	6,001,378	6,927,336	7,259,863	7,678,179

Expenses by Category				
<u>Expenditures</u>	<u>Actual 2005-06</u>	<u>Actual 2006-07</u>	<u>Budget 2007-08</u>	<u>Budget 2008-09</u>
Capital Expenditures	68,530	69,544	0	0
Operating Expenditures	963,569	1,255,792	1,155,301	1,123,232
Salaries and Benefits	4,969,279	5,602,000	6,104,562	6,554,947
Total Expenditures	6,001,378	6,927,336	7,259,863	7,678,179

**SUMMARY OF MAJOR
BUDGET CHANGES**

There are no major budget changes at this time.

INVESTIGATIONS - DIVISION 57

Major Accomplishments in FY 2007-08

- Completed joint investigation with FBI involving Russian organized crime which was obtaining identity information from US citizens and using the information to obtain goods to ship back to Russia. Investigation resulted in multiple arrests and the recovery of a significant amount of property.
- Youth Services implemented the "Parent Project" which is a joint effort with the school district in providing parenting classes.
- Youth Services formalized a Truancy Prevention Program which has now been implemented.
- The Evidence/Property room was audited by the State and found to be in compliance with best practices.

Plans / Goals for FY 2008-09

- Begin "Senior Academy" to assist senior citizens and prevent them from victimization.
- Implement the ADAPT program, which is alcohol and drug abuse training for teens who have been arrested and can be diverted appropriately into this prevention program.
- Proactively track sex registrants in Davis who may be high risk offenders.
- Work with District Attorney's office on a "Cold Case" program which is used to investigate significant cases from the past using more modern investigative or scientific techniques.

How We Measure Up

The Investigations Division handled over 1,500 cases during 2007, which is a 50% increase in cases from 2006. These cases resulted in 90 arrests and an additional 35 cases being charged by the District Attorney's Office. 79 sex, arson, or drug registrants were interviewed and registered in the City. Other cases included missing persons, hate crime investigations, assault against persons, property crimes and identity theft. Significant cases included the attempted homicide case that occurred in South Davis in November and the arrest and conviction of a person who entered two apartments and committed assault with intent to commit rape.

INVESTIGATIONS DIVISION

Revenues by Fund				
<u>Source of Funds</u>	Actual <u>2005-06</u>	Actual <u>2006-07</u>	Budget <u>2007-08</u>	Budget <u>2008-09</u>
General Fund Support	1,640,255	1,610,006	1,875,193	2,045,874
Fees & Charges	38,012	31,723	9,674	12,720
Grants/Designated Revenue	63,948	74,739	70,000	70,000
Total Revenues	1,742,215	1,716,468	1,954,867	2,128,594

Expenses by Category				
<u>Expenditures</u>	Actual <u>2005-06</u>	Actual <u>2006-07</u>	Budget <u>2007-08</u>	Budget <u>2008-09</u>
Operating Expenditures	201,236	193,324	187,984	220,666
Salaries and Benefits	1,540,979	1,523,144	1,766,883	1,907,928
Total Expenditures	1,742,215	1,716,468	1,954,867	2,128,594

**SUMMARY OF MAJOR
BUDGET CHANGES**

There are no major budget changes.

RECORDS & COMMUNICATIONS - DIVISION 58

Major Accomplishments in FY 2007-08

- Implemented second Dispatch Supervisor position.
- Worked with State of California on-going program to improve handling of 911 calls via cell phone.
- Refined Police Dispatch, Records Management, and Mobile Data computer system.
- Converted old hardcopy reports to optical storage.

Plans / Goals for FY 2008-09

- Continue to work with State of California in on-going program to improve handling of 911 calls via cell phone.
- Apply for state grant to upgrade 911-equipment.
- Activate fourth dispatch workstation if funding permits.
- Establish automated access to Yolo County Courts Docket System.

How We Measure Up

- 911 Emergency calls average 744 per month, including cell transfers
- Over 60% of emergency calls received via cell phone transfers
- Non-emergency calls average 59 per 24-hour day

TOTAL CALLS FOR SERVICE		
<u>2005</u>	<u>2006</u>	<u>2007</u>
61,646	59,057	57,326

Total calls for service over a three-year span.

TOTAL REPORTS PROCESSED		
<u>2005</u>	<u>2006</u>	<u>2007</u>
7,430	6,996	6,968

The Records Division processes all reports generated by the Police Department

No. 58

Revenues by Fund				
<u>Source of Funds</u>	Actual <u>2005-06</u>	Actual <u>2006-07</u>	Budget <u>2007-08</u>	Budget <u>2008-09</u>
General Fund Support	1,488,239	1,316,115	1,596,116	1,620,989
Fees & Charges	255,611	312,735	332,397	338,543
Total Revenues	1,743,850	1,628,850	1,928,513	1,959,532

Expenses by Category				
<u>Expenditures</u>	Actual <u>2005-06</u>	Actual <u>2006-07</u>	Budget <u>2007-08</u>	Budget <u>2008-09</u>
Operating Expenditures	274,816	127,823	160,016	166,675
Salaries and Benefits	1,469,034	1,501,027	1,768,497	1,792,857
Total Expenditures	1,743,850	1,628,850	1,928,513	1,959,532

**SUMMARY OF MAJOR
BUDGET CHANGES**

There are no major budget changes.

PARKING ENFORCEMENT - DIVISION 59

Major Accomplishments in FY 2007-08

- Reviewed and revised parking ordinances as necessary.
- Worked with businesses and residential associations as well as individuals regarding parking issues and potential solutions.
- Explored feasibility of online processing of parking permits.

Plans / Goals for FY 2008-09

- Continue to review and revise parking ordinances as necessary.
- Continue to work with businesses and residential associations as well as individuals regarding parking issues and potential solutions.
- Explore feasibility of introducing long term paid parking in Downtown Core.
- Increase the efficiency of existing on- and off-street parking spaces in Downtown Core through parking utilization studies.
- Continue promoting the use of peripheral on-street and off-street parking spaces, freeing up Downtown Core parking spaces for use by customers and visitors.

PARKING CITATIONS ISSUED

<u>2005</u>	<u>2006</u>	<u>2007</u>
26,445	21,069	18,483

How We Measure Up

Total number of Parking Citations issued over a three-year span

No. 59

Revenues by Fund				
<u>Source of Funds</u>	<u>Actual 2005-06</u>	<u>Actual 2006-07</u>	<u>Budget 2007-08</u>	<u>Budget 2008-09</u>
General Fund Support	0	437,538	551,070	464,648
Special Revenue Funds	419,270	0	0	0
Total Revenues	419,270	437,538	551,070	464,648

Expenses by Category				
<u>Expenditures</u>	<u>Actual 2005-06</u>	<u>Actual 2006-07</u>	<u>Budget 2007-08</u>	<u>Budget 2008-09</u>
Operating Expenditures	54,726	61,427	80,295	69,024
Salaries and Benefits	364,544	376,111	470,775	395,624
Total Expenditures	419,270	437,538	551,070	464,648

**SUMMARY OF MAJOR
BUDGET CHANGES**

There are no major budget changes.