

FIRE DEPARTMENT

STATEMENT OF PURPOSE

To ensure that the community's emergency resources and prevention services are effectively and efficiently delivered and managed. The fire department provides response to structural, vehicular and vegetation fires, emergency services, which include pre-hospital emergency medical services at the EMT-1D level (defibrillation); hazardous materials response, special operations (confined space, trench, low angle, and water rescue) public assistance and other emergencies. The Prevention Services we provide include fire and life safety inspections, plan review services; public education on fire safety and fire prevention; fire investigations, and youth fire diversion program. In order to provide excellent service in emergency response and prevention activities we have a training division that trains and prepares the firefighters to respond to a wide range of risks which may occur in the community.

EMERGENCY SERVICES MANAGEMENT– DIVISION 51

Supports all other divisions within the Fire Department in planning, organizing and directing the activities of the Fire Department. Develops policies and procedures consistent with adopted standards and city policy; evaluates service level requirements to ensure efficient delivery.

- Service Delivery Analysis
- Budget Preparation and Implementation
- Goals and Objectives
- Records Management
- Administrative Support to All Divisions
- Coordinate Citywide Emergency Operations

OPERATIONS– DIVISION 52

Provides for the emergency response and management of fires, medical emergencies, hazardous materials spills, natural disasters, public assistance, water rescue and other emergencies.

- Emergency Response
- Emergency Management
- Pre-fire Planning
- Apparatus Management
- Mutual Aid
- Equipment Management
- Automatic Aid
- Map Development
- Station Operations
- Fire Investigations



Davis Enterprise Photo



PREVENTION – DIVISION 53

Ensures enforcement of state and local building and fire codes as they relate to fire safety.

- Fire Safety Inspections
- Plan Review
- Public Education
- Weed Abatement
- Youth Fire Diversion
- Water Supply
- Permits



TRAINING – DIVISION 54

Responsible for the delivery of training programs for the professional development of fire department employees. Prepares the employees to provide an effective response force to mitigate emergencies and potential emergencies. Also prepares the employee to provide prevention services to the public.

- Professional Development
- Automatic & Mutual Aid Training
- Communications Management
- Occupational Safety
- Davis Fire Corps

DEPARTMENT SUMMARY

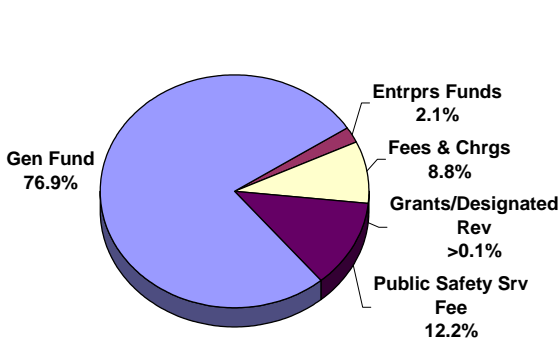
FIRE DEPARTMENT

Revenues by Fund	Actual 2006-07	Actual 2007-08	Budget 2008-09	Budget 2009-10
General Fund Support	6,856,800	7,294,993	7,686,089	7,460,935
Enterprise Funds	49,846	159,482	202,120	204,743
General Fund Fees & Charges	803,415	843,563	763,480	853,218
General Fund Grants/Designated Revenue	56,552	294,829	260	50
Public Safety Srv Fee/Tax	1,080,143	1,198,831	1,131,405	1,180,715
Total Revenues	8,846,756	9,791,698	9,783,354	9,699,661

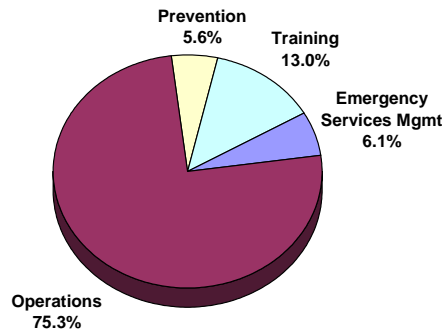
Expenses by Division	Actual 2006-07	Actual 2007-08	Budget 2008-09	Budget 2009-10
Emergency Svcs Mgmt	594,498	647,687	578,160	587,072
Operations	6,420,968	7,228,774	7,262,262	7,306,087
Prevention	527,388	504,026	687,225	545,439
Training	1,303,902	1,411,211	1,255,707	1,261,063
Total Expenditures	8,846,756	9,791,698	9,783,354	9,699,661

Expenses by Category	Actual 2006-07	Actual 2007-08	Budget 2008-09	Budget 2009-10
Capital Expenditures	27,327	110,239	0	0
Operating Expenditures	1,409,205	1,636,115	1,531,286	1,560,525
Salaries and Benefits	7,410,224	8,045,344	8,252,068	8,139,136
Total Expenditures	8,846,756	9,791,698	9,783,354	9,699,661

Source of Funds for 2009-10 Budget



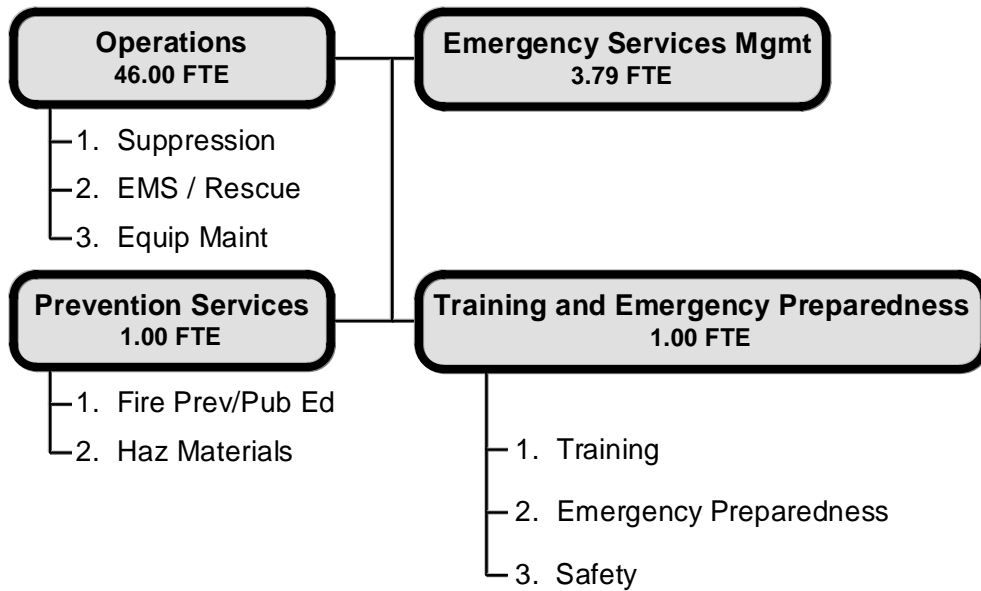
Expenses by Division





Fire Department

FTE'S 51.79



**EMERGENCY SERVICES
MANAGEMENT – DIVISION 51**

Mission Statement:

The Davis Fire Department is a service organization that provides emergency response and preventative services to the City of Davis, East Davis County Fire Protection District, the Springlake Fire Protection District Area “B” and the No Mans Land Fire Protection District. Our mission is to protect the life, property, and the environment in our service area. We will deliver these services to the community through an efficient and effective use of our resources, while always providing the highest quality of customer service.

Values:

The members of the Davis Fire Department are guided by the following principles:

- All employees are valued.
- Employees are encouraged to express opinions and offer suggestions and ideas.
- Responsible behavior and accountability from employees is expected.
- All employees will provide the highest quality of customer service.

Major Accomplishments in FY 2008-09

- Implemented changes to the department to accommodate the budget reduction of one office assistant position out of 2.75 support positions.
- Continued succession planning throughout the department.
- Renegotiated another 20 year contract with East Davis County Fire Protection District (EDCFPD).
- Continued work with Yolo County Automatic and Mutual Aid partners on cooperative regional mutual assistance.
- Participated in Yolo Operational Area Coordinating Group activities.
- Implemented a grant for video conferencing at three fire stations with assistance of Media Services and Information Services.
- Requested and was granted Homeland Security Funding for rewrite and update of City Emergency Plan in participation with the cities of Yolo County.
- Participated in ongoing Lower Yolo Bypass Planning Forum representing the EDCFPD and NMLFPD.
- Continued installation of equipment to be utilized by Yolo ARES during a large scale emergency in the fire stations.
- Continued planning efforts with representatives from each department and allied agencies through the monthly meetings of the Emergency Operations Planning Committee.
- Worked with City of Woodland, Yolo County to participate in Sacramento Urban Area Initiative Program to utilize the region’s Reverse 911 system.
- Continued efforts to develop and retain an effective Fire Corps
- Recruited new CERT members and provided training opportunities for CERT members.
- Continued training city employees in large scale emergency operations. Facilitated Citywide and DJUSD participation at EMI for training for Yolo County large scale emergency operations. The federal government paid all expenses for this training.
- Represented Municipal Fire Chiefs on the Yolo County Approval Authority as a voting member for Homeland Security Grant applications.
- Instituted a battery replacement program for persons dependent on ventilators through a donation by Yolano Chapter of Californians for Disability Rights.
- Held CPR Saturday event with Yolo Red Cross training 60 additional people to perform CPR and obstructed airway techniques.
- Participated in Yolo County First Responder Point of Dispensing table top training and exercise.
- Participated in Cache Creek and Indian Valley Dam tabletop.

Plans / Goals for FY 2009-10

- Continue succession planning efforts within the department
- Continue to train city employees in large scale emergency operations
- Continue to develop the CERT program
- Continue CERT team providing community/neighborhood disaster preparedness
- Continue to develop the Davis Fire Corps
- Continue cooperative efforts within the operational area in large scale emergency operations planning and response

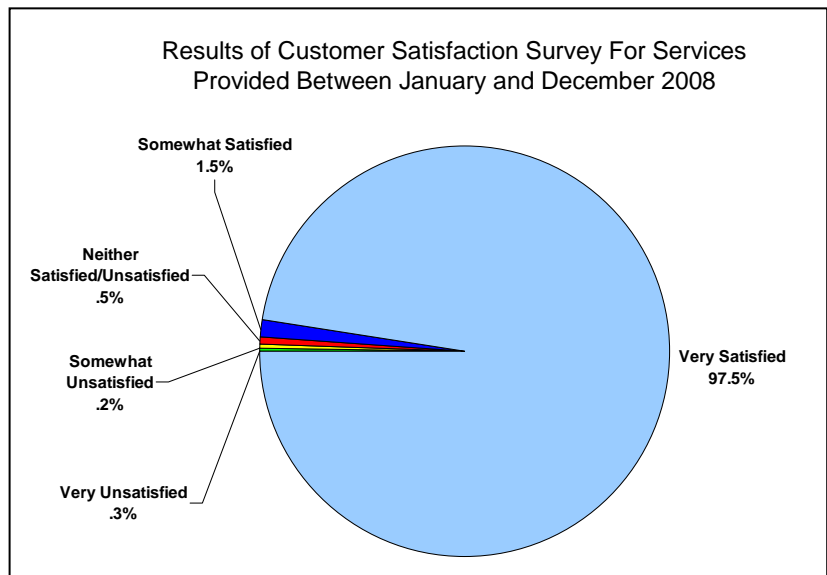
- Complete contract negotiations with No Mans Land Fire Protection District
- Continue efforts to address unfunded needs of the Davis Fire Department for the residents of the City of Davis

How We Measure Up

The City of Davis has 3 fire stations. The administrative and support staff are located at the headquarters station at 530 5th St. Our goal is to respond to citizen requests for information within 3 working days 90% of the time.



Since July 1, 2000, the Fire Department has been sending out surveys to citizens to whom we responded for fire, EMS or other emergency services. With a 27.0% return rate, the results of the survey responses for calendar year 2008 are reflected in the pie chart below.



No. 51

Revenues by Fund				
<u>Source of Funds</u>	<u>Actual 2006-07</u>	<u>Actual 2007-08</u>	<u>Budget 2008-09</u>	<u>Budget 2009-10</u>
General Fund Support	574,611	562,791	577,716	586,897
General Fund Fees & Charges	253	120	184	125
General Fund Grants/Designated Revenue	1,133	4,629	260	50
Public Safety Srv Fee/Tax	18,501	80,147	0	0
Total Revenues	594,498	647,687	578,160	587,072

Expenses by Category				
<u>Expenditures</u>	<u>Actual 2006-07</u>	<u>Actual 2007-08</u>	<u>Budget 2008-09</u>	<u>Budget 2009-10</u>
Capital Expenditures	18,502	43,961	0	0
Operating Expenditures	98,874	118,303	120,310	120,957
Salaries and Benefits	477,122	485,423	457,850	466,115
Total Expenditures	594,498	647,687	578,160	587,072

**SUMMARY OF MAJOR
BUDGET CHANGES**

There are no major budget changes.



OPERATIONS –DIVISION 52

Major Accomplishments in FY 2008-09

- Completed new truck operations course and training
- Outfitted and put new command vehicle in service
- Completed new department storage complex
- Upgraded special operations qualifications and procedures
- Upgraded approved auto-aid matrices
- Auto-aid special operations matrix completed and approved
- Completed county wide special operations inventory and members qualifications
- Reviewed and updated Policy and Procedure Guide

Plans / Goals for FY 2009-10

- Review and update specifications for replacement of department apparatus
- Review and update departments storage program
- Maintain the highest quality of emergency response during these extreme budget restricting times
- Introduce new policies and procedures:
 - Special operations procedures
 - Thermal imaging procedures
 - Solar panel powered buildings policy
 - Buildings under construction policy
 - Truck operations procedures



Fire Department

City	People per Station 1/1/08
Vacaville	24,266
Davis	21,938
Fairfield	21,351
Sacramento	20,684
Napa	19,277
Woodland	18,622
Folsom	18,148
Berkeley	15,242
Chico	14,492
Roseville	13,644
San Luis Obispo	11,174
West Sacramento	9,414
Palo Alto	9,052

City	People Per Square Mile 1/1/08
Berkeley	10,670
Davis	6,581
Woodland	5,587
Sacramento	4,905
Napa	4,536
San Luis Obispo	4,470
Roseville	3,638
Vacaville	3,589
Folsom	3,457
Chico	3,220
Fairfield	2,885
Palo Alto	2,755
West Sacramento	2,353

City	Budgeted Expenditures Per Capita FY 08/09
Palo Alto	\$382.85
West Sacramento	\$297.81
Berkeley	\$261.54
Roseville	\$224.42
San Luis Obispo	\$223.73
Folsom	\$220.42
Sacramento	\$205.67
Vacaville	\$176.84
Woodland	\$168.94
Napa	\$164.51
Chico	\$162.79
Davis	\$148.65
Fairfield	\$126.42

City	Number of Stations 1/1/09
Sacramento	23
Roseville	8
Berkeley	7
Palo Alto	7
Chico	6
Fairfield	5
West Sacramento	5
Vacaville	4>6
Folsom	4
Napa	4
San Luis Obispo	4
Woodland	3>4
Davis	3

City	F/F per Thousand 1/1/08
Palo Alto	1.77
West Sacramento	1.34
Berkeley	1.17
Sacramento	1.11
Folsom	.98
Roseville	.88
San Luis Obispo	.87
Woodland	.81
Chico	.76
Vacaville	.76
Napa	.71
Davis	.68
Fairfield	.52

City	Number of Firefighters FY 08/09
Sacramento	529
Berkeley	125
Palo Alto	112
Roseville	96
Vacaville	74
Folsom	71
Chico	66
West Sacramento	63
Fairfield	56
Napa	55
Woodland	45
Davis	45
San Luis Obispo	39

No. 52

Revenues by Fund				
<u>Source of Funds</u>	<u>Actual 2006-07</u>	<u>Actual 2007-08</u>	<u>Budget 2008-09</u>	<u>Budget 2009-10</u>
General Fund Support	4,563,830	4,967,938	5,285,914	5,191,410
Enterprise Funds	49,846	159,482	202,120	204,743
General Fund Fees & Charges	690,231	707,263	642,823	729,219
General Fund Grants/Designated Revenue	55,419	275,407	0	0
Public Safety Srv Fee/Tax	1,061,642	1,118,684	1,131,405	1,180,715
Total Revenues	6,420,968	7,228,774	7,262,262	7,306,087

Expenses by Category				
<u>Expenditures</u>	<u>Actual 2006-07</u>	<u>Actual 2007-08</u>	<u>Budget 2008-09</u>	<u>Budget 2009-10</u>
Capital Expenditures	8,825	66,278	0	0
Operating Expenditures	947,766	1,132,038	998,109	1,039,658
Salaries and Benefits	5,464,377	6,030,458	6,264,153	6,266,429
Total Expenditures	6,420,968	7,228,774	7,262,262	7,306,087

**SUMMARY OF MAJOR
BUDGET CHANGES**

There are no major budget changes.

PREVENTION – DIVISION 53

Major Accomplishments in FY 2008-09



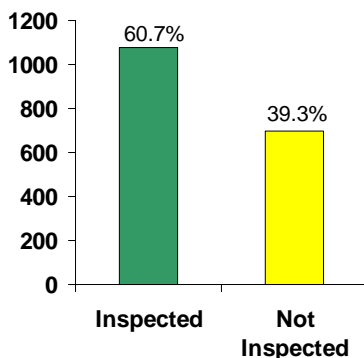
- Processed 201 plan reviews for compliance with fire and panic safety requirements
- Fire suppression members inspected 1,563 addresses (60.7% of assigned addresses) for compliance with the Fire Code and State Fire Marshal's regulations
- With other city departments, participated in 5 significant long range site plan reviews
- Fire Investigation Team investigated 12 fires
- Public Education Team highlighted Fire Prevention Day with Fire Prevention newspaper insert

Plans / Goals for FY 2009-10



- Inspect 100% of all public and private schools
- Inspect 90% of assigned addresses for compliance with Fire Code and state fire Marshal's regulations
- Process subdivision, site, building, tenant improvement and fire protections plans within a ten day turnaround goal of 90% compliance
- Complete the program requiring Fire Department Investigators to obtain State Fire Investigation certification
- Maintain current state and national fire prevention standards
- Provide suppression members with fire prevention training in the areas of fire and life safety inspections, public education and fire investigation
- Reprioritize Fire Prevention fire inspections to maintain current state and local mandates for fire and life safety
- Implement a program for checking the maintenance of non city maintained hydrants

Engine Company Fire Safety Inspections Completed in Calendar Year 2008



How We Measure Up

Fire safety inspections are performed by uniformed Fire Department members to reduce the number and severity of fires in the Department's jurisdiction. This program utilizes suppression personnel assigned to fire engines and the Fire Marshal. All properties except single family dwellings are visited annually. The program, which emphasizes citizen education regarding fire safety, reduces the chance of fires in places of assembly, apartment houses and the business community.

Revenues by Fund				
<u>Source of Funds</u>	<u>Actual 2006-07</u>	<u>Actual 2007-08</u>	<u>Budget 2008-09</u>	<u>Budget 2009-10</u>
General Fund Support	414,457	367,846	566,752	421,565
General Fund Fees & Charges	112,931	136,180	120,473	123,874
Total Revenues	527,388	504,026	687,225	545,439

Expenses by Category				
<u>Expenditures</u>	<u>Actual 2006-07</u>	<u>Actual 2007-08</u>	<u>Budget 2008-09</u>	<u>Budget 2009-10</u>
Operating Expenditures	133,241	124,791	109,488	102,853
Salaries and Benefits	394,147	379,235	577,737	589,632
Total Expenditures	527,388	504,026	687,225	545,439

**SUMMARY OF MAJOR
BUDGET CHANGES**

There are no major budget changes.

TRAINING – DIVISION 54



Major Accomplishments in FY 2008-09

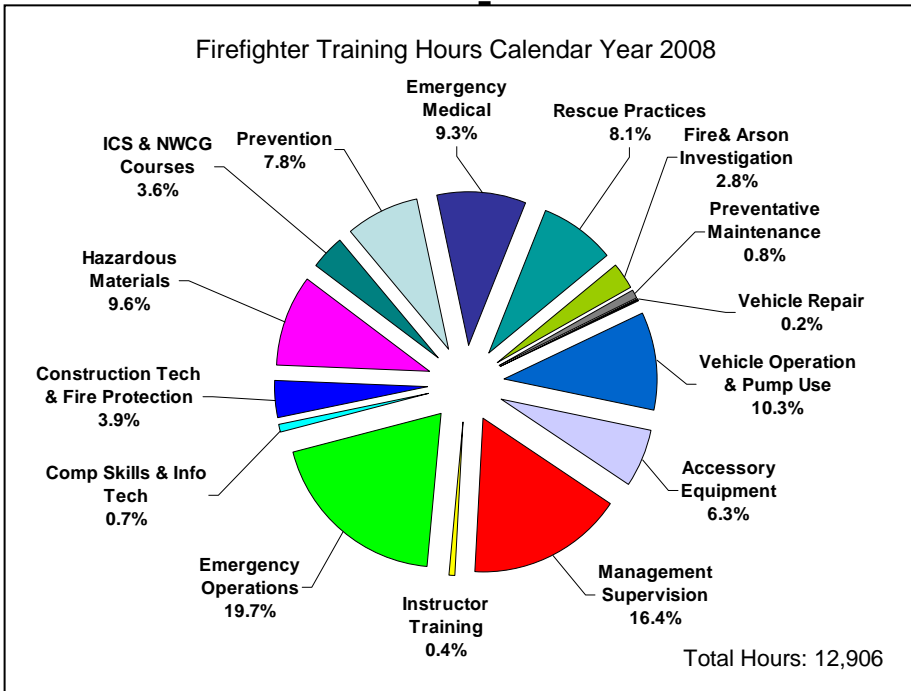
- Completed department operations center training
- Continued multi company training with UC Davis Fire Department
- Conducted new firefighter indoctrination training
- Conducted mobile computer orientation training
- Conducted confined space rescue refresher training
- Held fire investigation refresher training



Plans / Goals for FY 2009-10

- Conduct multi company training with UC Davis FD
- Conduct heavy rescue awareness training
- Complete low angle and mid angle rope rescue
- Participate in bus extrication training
- Utilize new video conferencing system
- Conduct first responder Point of Dispensing training
- Complete water rescue refresher training
- Improve existing forcible entry training prop

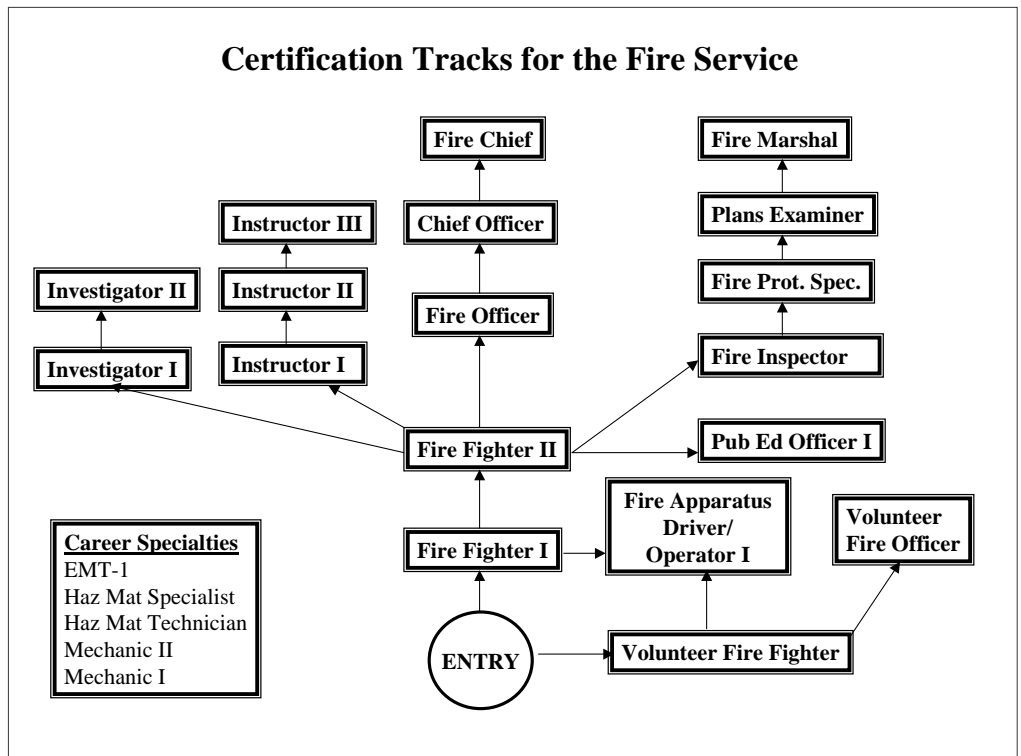




How We Measure Up

Training is provided for all probable risks, the training is both manipulative and cognitive. The number of training hours varies as firefighters move through career development stages.

The State of California has established certification tracks for firefighters to pursue. The office of the State Fire Marshal oversees the educational requirements of all certification tracks.



Revenues by Fund				
<u>Source of Funds</u>	<u>Actual 2006-07</u>	<u>Actual 2007-08</u>	<u>Budget 2008-09</u>	<u>Budget 2009-10</u>
General Fund Support	1,303,902	1,396,418	1,255,707	1,261,063
General Fund Grants/Designated Revenue	0	14,793	0	0
Total Revenues	1,303,902	1,411,211	1,255,707	1,261,063

Expenses by Category				
<u>Expenditures</u>	<u>Actual 2006-07</u>	<u>Actual 2007-08</u>	<u>Budget 2008-09</u>	<u>Budget 2009-10</u>
Operating Expenditures	229,324	260,983	303,379	289,513
Salaries and Benefits	1,074,578	1,150,228	952,328	971,550
Total Expenditures	1,303,902	1,411,211	1,255,707	1,261,063

**SUMMARY OF MAJOR
BUDGET CHANGES**

There are no major budget changes.

