



FY2011/12 Proposed Budget City Council Workshop

May 31st, 2011

City Council Chambers

Workshop Outline

- **PART I – FY2011/12 Proposed Budget**
 - A. Overview of FY2011/12 Proposed Budget**
 - B. Budget-Balancing Framework**
 - A. General Fund Budget Balancing Proposals -Tier 1**
 - B. Supplemental Funding - Address Priority Needs – Tier 2**
 - C. Additional Contingencies**
 - C. Departmental Summaries / Impacts**
 - A. City Manager’s Office**
 - B. Police**
 - C. Fire**
 - D. Public Works**
 - E. Community Services**
 - F. Community Development and Sustainability**

Workshop Outline

- **PART II**
 - A. **Capital Improvement Budget Recommendations**

 - B. **Redevelopment Agency Budget**
 - A. **Proposed FY2011/12 Budget**



City Manager's FY2011/12 Proposed Budget

FY2011/12 Proposed Budget
All Funds Summary
(\$ Millions)

Fund Type	Revenues	Expenditures
General Fund	\$37.81	\$ 37.71
Special Revenue	20.58	19.07
Capital Projects	1.53	8.60
Proprietary Funds	64.57	64.06
Redevelopment	13.15	28.74
Fiduciary/Other	3.01	2.79
ALL FUNDS	\$ 140.65	\$ 160.97

FY2011/12 Budget Highlights

- Includes Proposals to Close \$799,000 General Fund Shortfall
 - General Fund budget Structural Deficit \$709,000
 - Loss of State COPS Funding \$190,000

- Includes Proposal to include General Fund Budget Priorities in FY2011/12 - \$485,350

- Reduces Regular Positions by 7 positions

- Fully-Restores General Fund Reserves to 15% Policy Level

- Does not rely on one-time sources for ongoing operating costs

FY2011/12 Budget Highlights

- FY2011/12 ALL FUNDS Proposed Budget = **\$160,977,536**

Baseline ALL FUNDS BUDGET	\$161,686,804
Budget-Balancing Measures	< <u>709,268</u> >
PROPOSED ALL FUNDS BUDGET	\$160,977,536

- FY2011/12 General Fund Proposed Budget = **\$37,713,740**

- Overall Increase of \$804,000 (2.2%) from FY 2010/11 Budget
- Overall Decrease of \$1.7M (4.4%) from FY2009/10 Budget
- Overall Decrease of \$4.0 M (10%) from FY2008/09 Budget

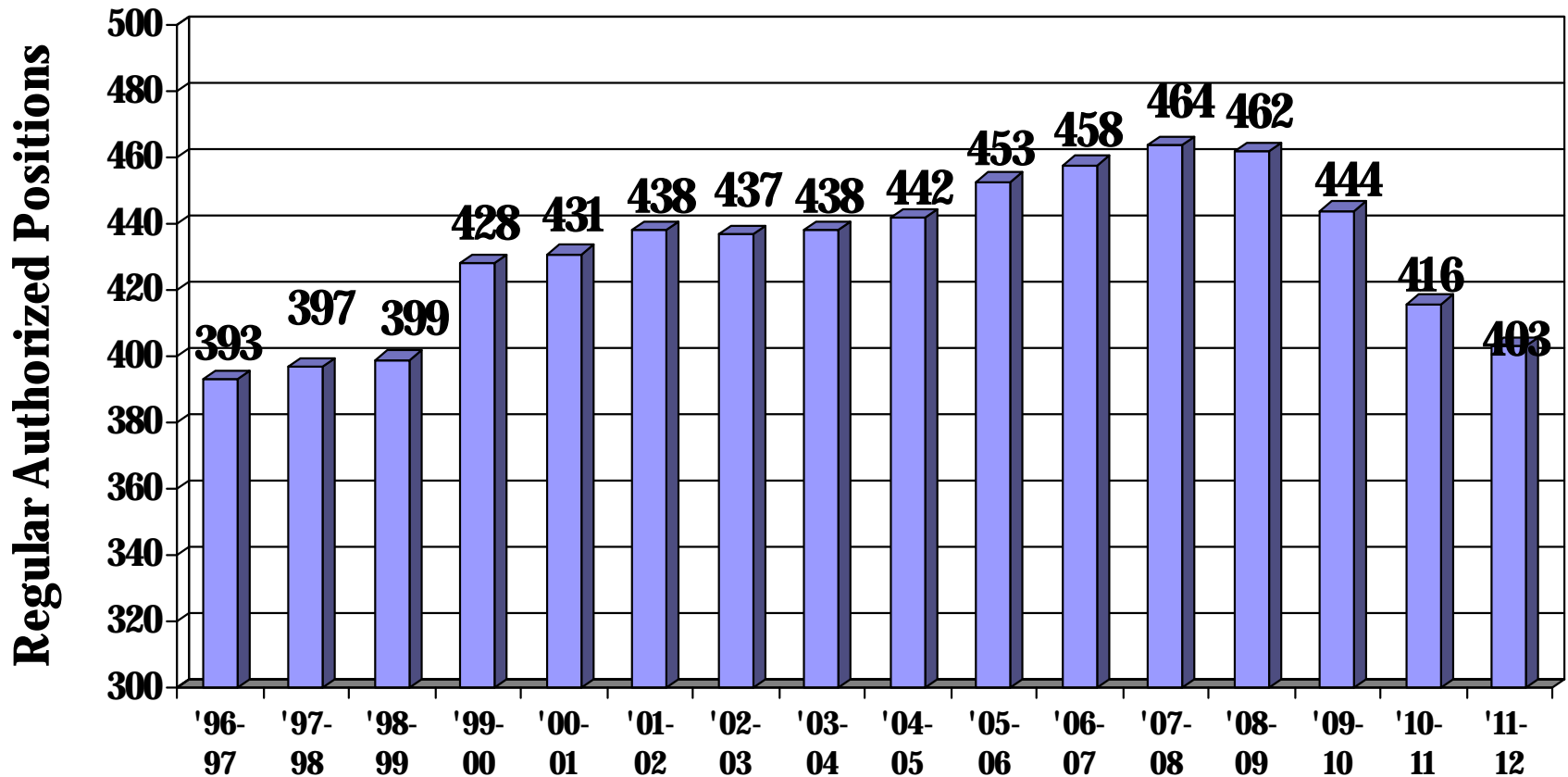
Baseline GENERAL FUND BUDGET	\$38,423,008
Budget-Balancing Measures	< <u>709,268</u> >
PROPOSED GENERAL FUND BUDGET	\$ 37,713,740

Cumulative General Fund Balancing Measures FY2008/09 – FY2011/12 (proposed)

	Adopted FY 2008/09		Adopted FY 2009/10		Adopted FY 2010/11		Proposed FY 2011/12		Totals	
Revenue Enhancements		\$ 131,160		\$ 55,258				\$ 94,802		\$ 281,220
Citywide -Cost Savings	6.50 FTE	\$ 444,142	6.00 FTE	\$ 808,068	16.75 FTE	\$ 1,475,945		\$ 100,000	29.25	\$ 2,828,155
Personnel Cost-Savings (MOU's)				\$ 1,250,000						\$ 1,250,000
Program Reductions		\$ 332,674	8.25 FTE	\$ 1,467,281	3.00 FTE	\$ 183,994	7.00 FTE	\$ 1,209,348	18.25	\$ 3,193,297
Totals	6.50	\$ 907,976	14.25	\$ 3,580,607	19.75	\$ 1,659,939	7.00	\$ 1,404,150.0	47.50	\$ 7,552,672

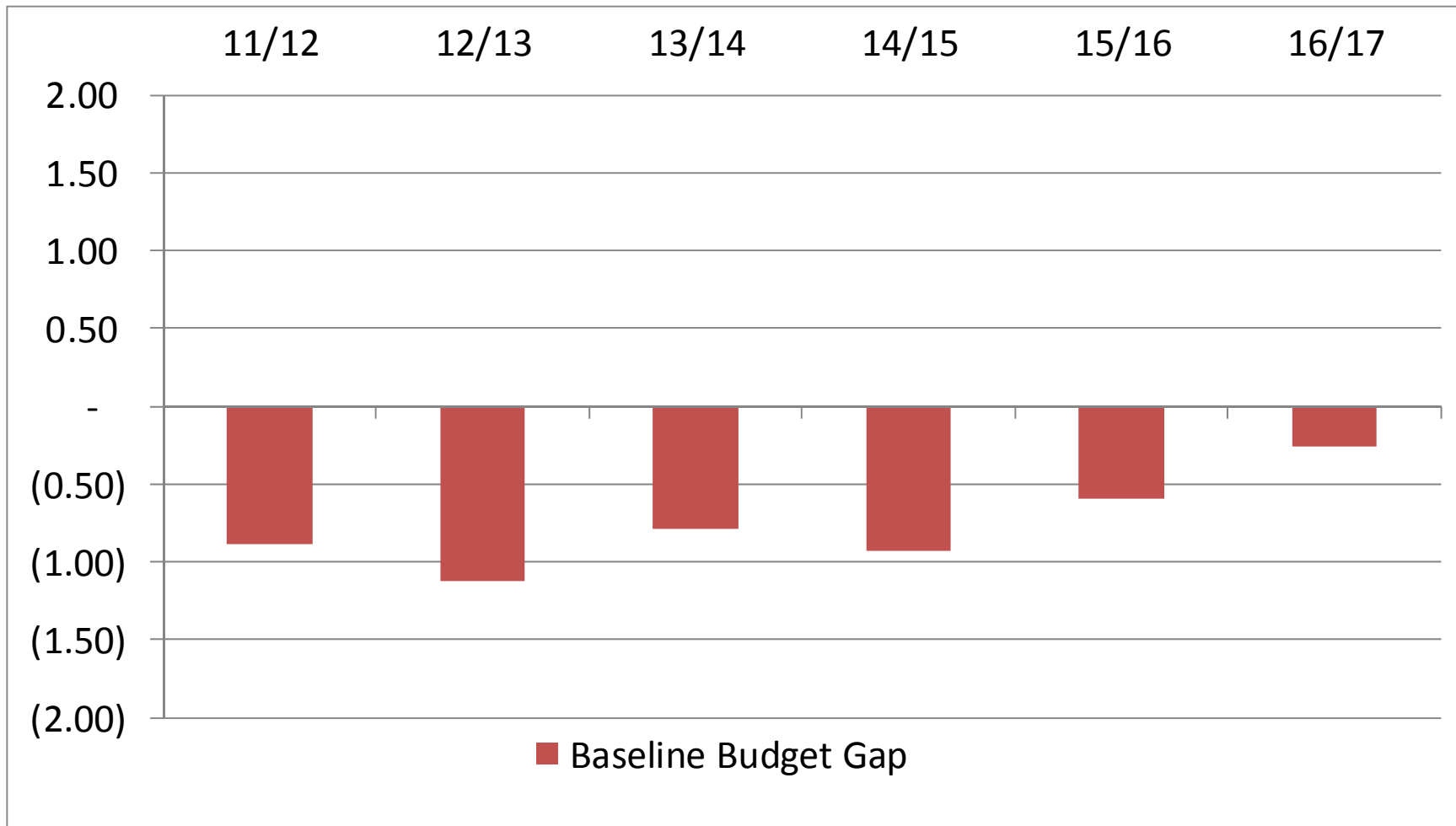
Staffing Trends

Permanent Employees (FTE)



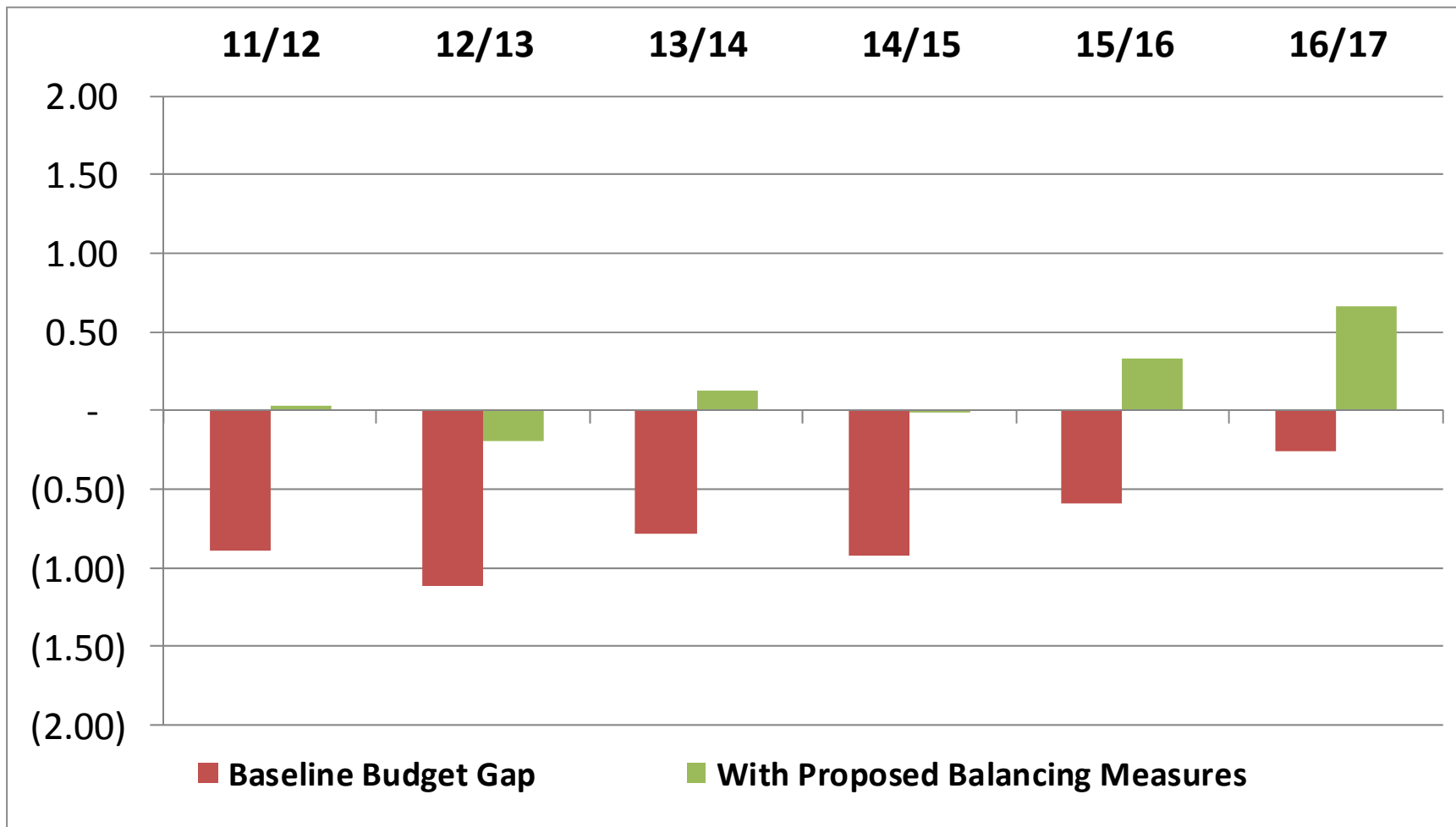
Baseline General Fund Forecast

Before Balancing Plan



General Fund Forecast

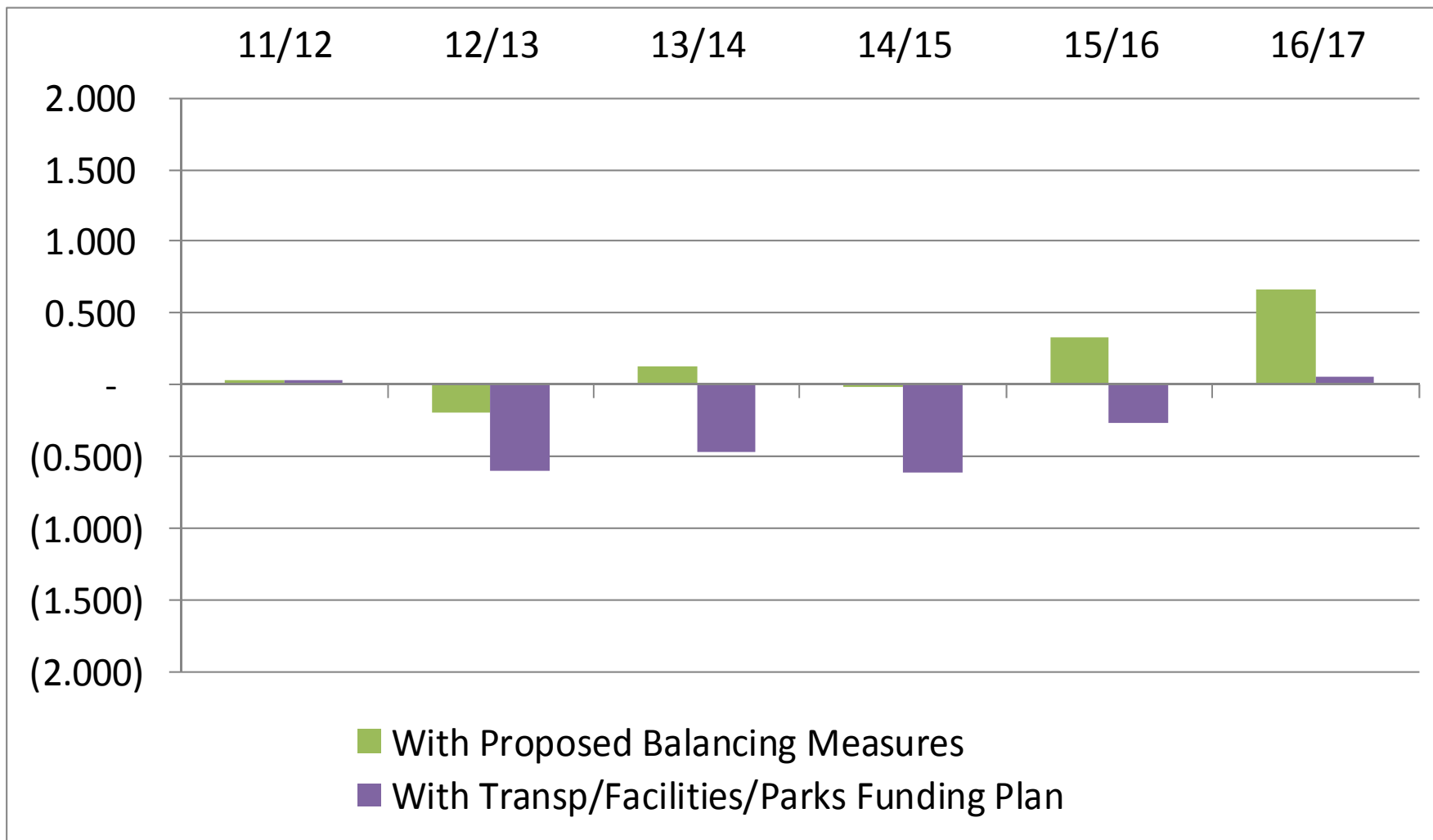
With Proposed Balancing Measures



Balancing Plan with Incremental Funding

	11/12	12/13	13/14	14/15	15/16	16/17
Baseline	(0.700)	(0.930)	(0.600)	(0.740)	(0.400)	(0.070)
Loss of COPS	(0.190)	(0.190)	(0.190)	(0.190)	(0.190)	(0.190)
	(0.890)	(1.120)	(0.790)	(0.930)	(0.590)	(0.260)
Tier 1 Measures	0.919	0.919	0.919	0.919	0.919	0.919
	0.029	(0.201)	0.129	(0.011)	0.329	0.659
Tier 2 Measures	(0.485)	(0.485)	(0.485)	(0.485)	(0.485)	(0.485)
OES	0.035	0.035	0.035	0.035	0.035	0.035
Transportation	0.150	0.250	0.350	0.350	0.350	0.350
Facilities	0.100	0.200	0.200	0.200	0.200	0.200
Parks/Irrigation	0.200	0.400	0.500	0.500	0.500	0.500
	0.485	0.885	1.085	1.085	1.085	1.085
Net General Fund	0.029	(0.601)	(0.471)	(0.611)	(0.271)	0.059

Forecast w/ Incremental Funding Plan



Forecast Sensitivity to Revenue Assumptions

	10/11	11/12	12/13	13/14	14/15	15/16
PROPERTY TAX	<i>(1% = \$96,000)</i>					
Favorable		1.5% \$48,000	3.0% \$154,000	3.5% \$250,000	4.5% \$442,000	5.0% \$682,000
Current Forecast	0.8%	1.0%	2.0%	2.5%	2.5%	2.5%
Pessimistic		0.0% -\$96,000	0.0% -\$288,000	1.0% -\$432,000	1.5% -\$528,000	2.0% -\$576,000
SALES TAX	<i>(1% = 79,000)</i>					
Favorable		2.0% \$79,000	3.0% \$158,000	4.0% \$316,000	4.5% \$513,500	5.0% \$750,000
Current Forecast	<0.0>	1.0%	2.0%	2.0%	2.0%	2.0%
Pessimistic		<2.0%> -\$237,000	0.0% -\$395,000	0.0% -\$553,000	2.0% -\$553,000	2.0% -\$553,000



Proposed Budget-Balancing Recommendations

Proposed FY2011/12 Budget

Budget-Balancing Proposals – General Fund – Tier 1

■ Tier 1 Balancing Needs		\$ (799,000)
□ <i>General Fund Structural Shortfall</i>	<i>(\$709,000)</i>	
□ <i>COPS Funding Elimination</i>	<i>(\$90,000)</i>	
■ Revenue Enhancements		\$ 94,082
□ <i>Cost Recovery Woodland-Davis Clean Water JPA</i>	<i>\$19,082</i>	
□ <i>Modify Facility Fee Cost Recovery – Reduce Subsidy</i>	<i>\$75,000</i>	
■ Budget Reductions		\$ 824,718
□ <i>Position Reductions –</i>	<i>(5.75 FTE)</i>	
□ <i>Departmental Service Reductions</i>	<i>(824,718)</i>	
■ Expenditure Adjustments		
□ <i>Booking Fees</i>	<i>\$100,000</i>	
□ <i>Salary Savings</i>	<i>\$ 15,800</i>	
		\$ (115,800)
■ TOTAL TIER 1 MEASURES NET SURPLUS		\$ 4,000

Proposed FY2011/12 Budget

Budget-Balancing Proposals – Address Priority Needs – Tier 2

- **Tier 2 Budget Reductions** **(\$485,350)**
 - *Position Reductions (1.25 FTE)*
 - *Department Service Reductions* **(\$485,350)**

- **Proposed Funding Shifts/Augmentations** **\$ 485,000**
 - County Office of Emergency Services \$ 35,000
 - Transportation Street Maintenance \$150,000
 - Facility Replacement Fund \$100,000
 - Parks/Irrigation Replacement Fund \$200,000

Budget Adoption Timetable –

- **May 17th – Introduction: FY2011/12 Proposed Budget**

- **May 31st – City Council Workshop & Public Hearing**
 - FY2011/12 Operating Budget
 - Budget-Balancing Plan / Recommendations
 - FY2011/12 Fee Proposals
 - Capital Improvement Program Budget
 - Redevelopment Agency Budget

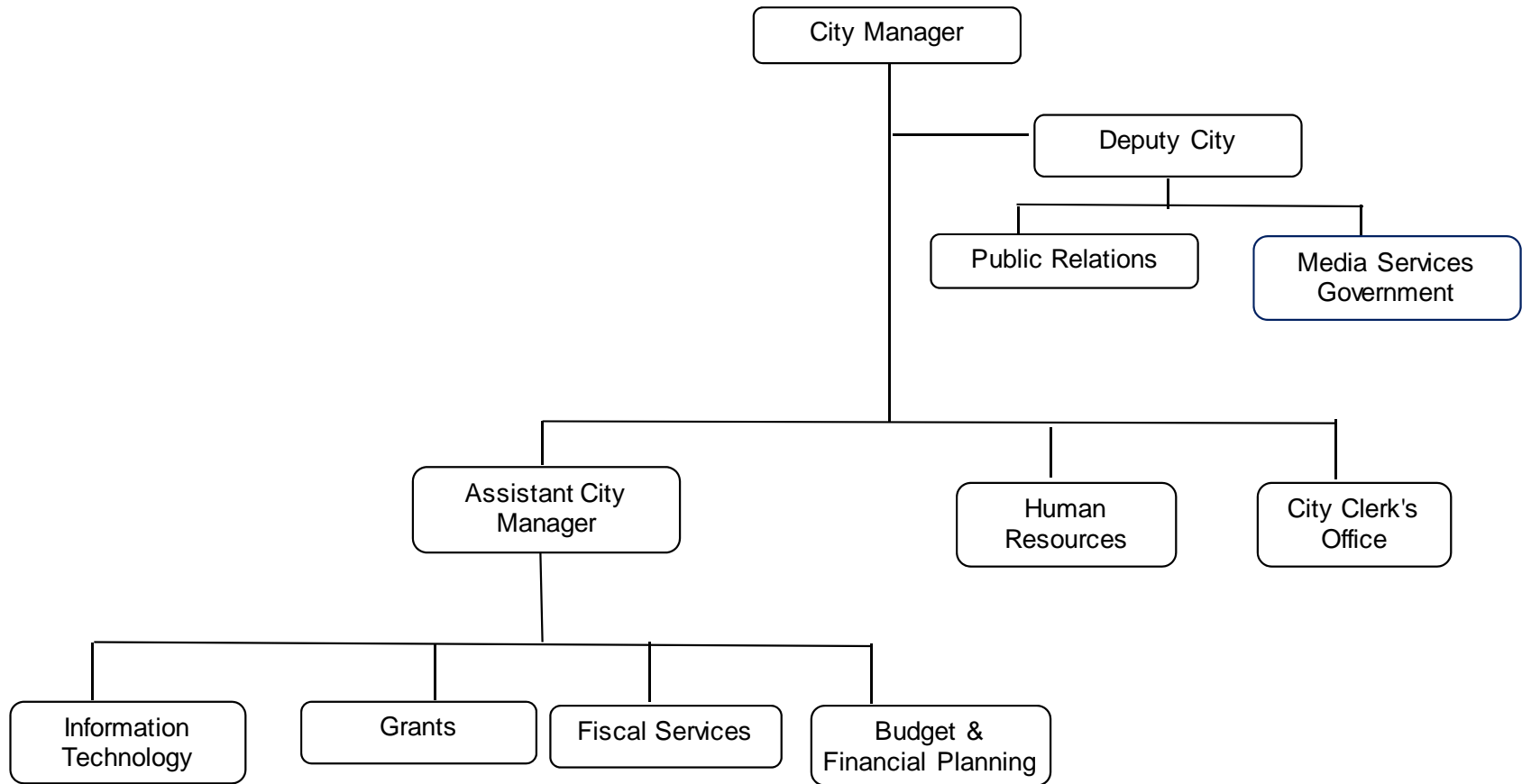
- **June 7th – City Meeting**
 - City Council Budget Proposals/Amendments

- **June 21st – BUDGET ADOPTION (Tentative)**



FY2011/12 Proposed Budget Departmental Impacts

CITY MANAGER'S OFFICE



Regular Full Time	40.00
Regular Part Time	1.75
Temporary Part Time	0.49
Total FTE's	<u>42.24</u>

Revenues by Fund

<u>Source of Funds</u>	08-09 Actual	09-10 Actual	10-11 Budget	11-12 Budget
General Fund Support	3,716,973	3,569,770	3,688,831	3,863,150
Debt Service Funds	70,000	70,000	70,000	70,000
Development Impact Fees	115,109	101,724	93,498	96,122
Enterprise Funds	437,806	406,064	448,558	458,127
General Fund Fees & Charges	15,775	4,808	3,860	3,330
General Fund Grants/Designated Revenue	297,274	563,097	256,247	263,327
Internal Service Funds	5,498,473	8,993,008	6,184,890	10,844,108
Public Safety Srv Fee/Tax	59,628	55,150	61,143	62,492
RDA Funds	43,241	61,121	63,233	67,468
Special Revenue Funds	573,394	560,543	556,152	577,297
Revenues	10,827,673	14,385,285	11,426,412	16,305,391

Expenses by Division

<u>Division</u>	08-09 Actual	09-10 Actual	10-11 Budget	11-12 Budget
General Management	1,234,941	1,057,331	980,511	1,055,482
Cable & Media Services	560,922	567,662	528,563	550,447
City Clerk	239,848	572,056	361,670	376,208
Human Resources & Risk Management	3,963,655	7,535,079	4,378,942	8,522,043
IS & Communications	2,163,499	2,030,220	2,460,617	2,975,735
Budget & Financial Planning	457,074	435,507	399,231	430,079
Fiscal Services	2,207,734	2,187,430	2,316,787	2,395,397
Total Expenditures	10,827,673	14,385,285	11,426,412	16,305,391

City Manager's Office

Summary of Accomplishments (FY2010/11)

- Coordinated process to fill Council vacancy
- Engaged Yolo County, UC Davis and other Yolo cities in discussions and plans related to joint use and partnership possibilities
- Transitioned city banking services
- Co-established Woodland-Davis Clean Water Agency
- Implemented a new citywide phone system to improve service and achieve cost savings
- Coordinated/reported over \$7M in Federal Stimulus Funds
- Secured and coordinated the 2011 Livestrong Challenge ride
- Produced over 250 hours of live original programming and complete 8 program production requests

City Manager's Office

Ongoing City Council Goals -

- Address 2012 expiration of Park Tax
- Define unmet needs and identify funding mechanisms
- Harness social media/electronic communication – improve public outreach
- Work with agencies/jurisdictions to consolidate common services
- Consider multi-year budgeting

Departmental Workplan / Goals (FY2011/12)

- Fiscal options for Park Tax 2012
- June 2012 election
- Labor contract negotiations
- Automated employee timecards
- Promote Davis as destination

City Manager's Office

- Position Changes/Other Reductions

- TIER 1

- 2 positions redirect services

- Accounting Assistant

- Human Resource Assistant

- Total Proposed Reductions \$65,453

- Service Impacts:

- Eliminate Funding Support for Police Advisory Committee (Stipend)

- Reduce Police Ombudsman Contract (\$50,000 - \$40,000)

- Redirect General Accounting Assistance to Utility Billing/Counter Service

- Redirect ADA coordination to Human Resources/Risk Management

City Manager's Office

- Position Changes/Other Reductions

- TIER 2

- 1 position deleted FY2011/12

- Courier (50%)

- Total Proposed Reductions \$63,350

- County Office of Emergency Services Augmentation \$35,000

- Service Impacts:

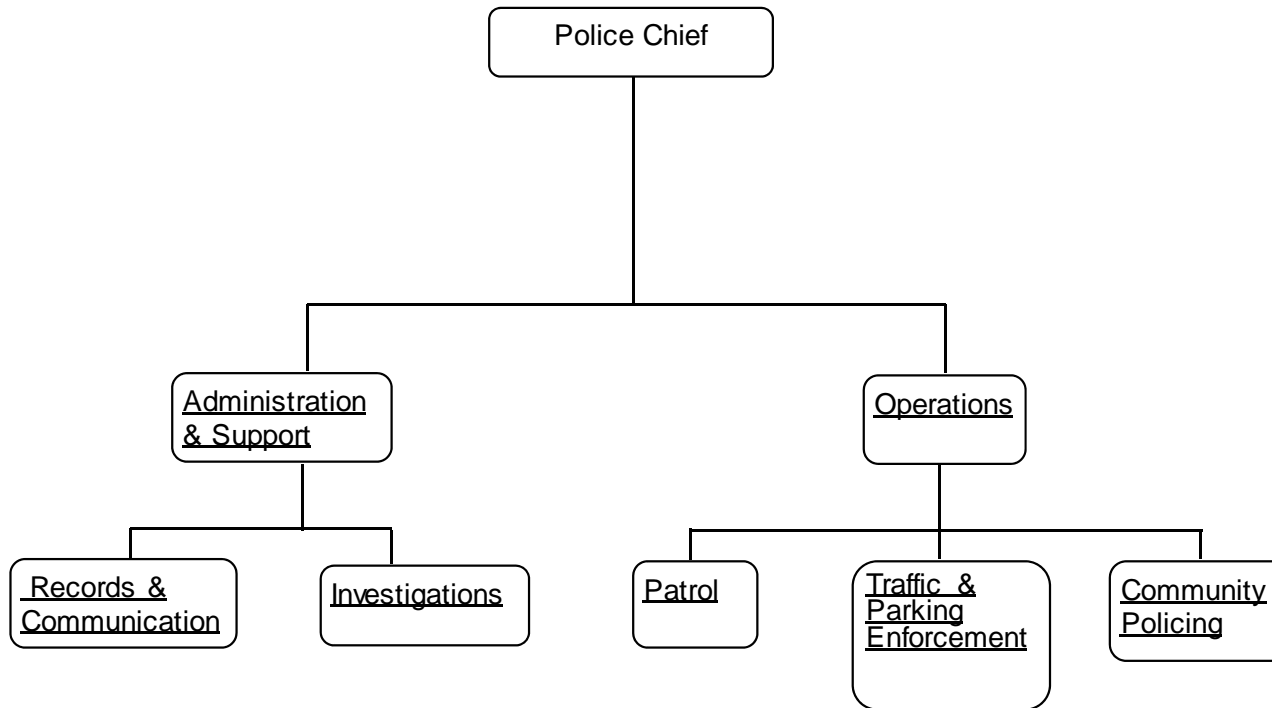
- Eliminate General Fund support for International House

- Reduce City promotions budget

- Additional reduction in Police Ombudsman contract (\$40,000 - \$30,000)

- Eliminate Courier service

POLICE DEPARTMENT



Regular Full Time	93.00
Regular Part Time	0.50
Temporary Part Time	3.53
Total FTE's	<u>97.03</u>

Revenues by Fund

<u>Source of Funds</u>	08-09 Actual	09-10 Actual	10-11 Budget	11-12 Budget
General Fund Support	12,441,892	13,238,707	12,650,263	13,391,999
General Fund Fees & Charges	422,854	397,372	375,991	392,566
General Fund Grants/Designated Revenue	438,010	196,665	109,833	113,913
Public Safety Srv Fee/Tax	1,223,707	1,103,265	1,268,014	1,315,494
RDA Funds	0	0	192,998	206,976
Special Revenue Funds	0	400,901	89,101	65,000
Total Revenues	14,526,463	15,336,910	14,686,200	15,485,948

Expenses by Division

<u>Division</u>	08-09 Actual	09-10 Actual	10-11 Budget	11-12 Budget
Administration	2,237,587	2,509,535	2,575,534	2,863,968
Patrol	8,096,491	8,322,747	7,967,922	8,493,880
Investigative Services	2,044,702	2,228,740	1,706,178	1,616,084
Records & Communication	1,737,150	1,913,390	1,983,425	2,083,289
Parking Enforcement	410,533	362,498	453,141	428,727
Total Expenditures	14,526,463	15,336,910	14,686,200	15,485,948

Police Department

Summary of Accomplishments (FY2010/11)

- See 2010 Davis PD Annual Report at <http://cityofdavis.org/police/Annual%20Report.cfm>.
- Reorganized Patrol and Investigations Units.
 - Improved operational deployment and case management capabilities.
 - Teamed new Police Corporal positions with Sergeants to improve supervisory oversight and bolster succession planning.
- Restored Professional Standards Unit
 - Realigns citizen complaint investigations process as high priority.
 - Facilitates maintaining high quality training, recruitment, & retention; and delivering professional best practices in law enforcement.
- Installed upgraded 9-1-1 system.
 - Replaced aging technologies with state-of-the-art.
 - Able to directly receive/handle many cellular 9-1-1 calls rather than routing via CHP.

Police Department

Ongoing City Council Goals –

“Community Strength and Effectiveness.”

- Continue to provide top quality police services, promoting the health, safety, and well-being of all residents and neighborhoods.

Departmental Workplan / Goals (FY2011/12)

- See 2009-2011 Davis PD Strategic Plan at <http://cityofdavis.org/police/strategicplan.cfm>.
 - 2012-2014 plan is in development.

Police Department

- Position Changes/Other Reductions

- TIER 1

- 2.50 positions deleted

- Police Officer

- Police Records Specialist (50%)

- TPT – Community Services Officer & Police Records Specialist

- Total Proposed Reductions \$263,232

- Booking Fee Appropriation \$100,000

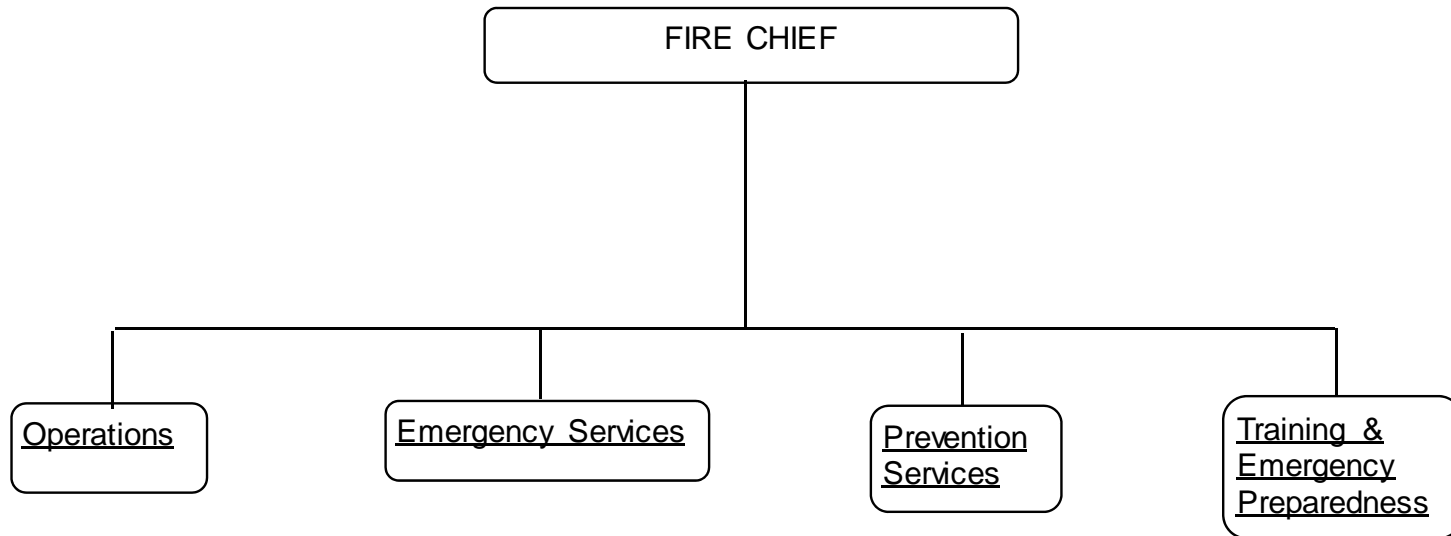
- Service Impacts:

- Reduce Community patrol and response to in-progress emergencies

- Reduce K-9 program by one Officer/K9 team

- Public counter closure 1 day per week

FIRE DEPARTMENT



Regular Full Time	51.00
Regular Part Time	0.75
Temporary Part Time	-
Total FTE's	51.75

Revenues by Fund

<u>Source of Funds</u>	08-09 Actual	09-10 Actual	10-11 Budget	11-12 Budget
General Fund Support	7,095,707	7,007,839	7,411,100	7,648,948
Enterprise Funds	78,421	109,540	144,524	139,970
General Fund Fees & Charges	869,545	870,265	813,775	847,361
General Fund Grants/Designated Revenue	314,544	251,464	0	0
Internal Service Funds	0	0	15,000	15,000
Public Safety Srv Fee/Tax	1,133,708	1,180,715	1,178,014	1,225,493
Total Revenues	9,491,925	9,419,823	9,562,413	9,876,772

Expenses by Division

<u>Division</u>	08-09 Actual	09-10 Actual	10-11 Budget	11-12 Budget
Emergency Svcs Mgmt	578,315	501,702	519,905	513,240
Operations	7,112,048	7,284,350	7,301,867	7,538,831
Prevention	439,888	402,253	515,609	545,927
Training	1,361,674	1,231,518	1,225,032	1,278,774
Total Expenditures	9,491,925	9,419,823	9,562,413	9,876,772

Fire Department

Summary of Accomplishments (FY2010/11)

Fire Merger/Consolidation Project:

- Executed Management Services Agreement
- Merged Field Operations & Administrative Policies
- Completed migration of UC-Davis fire dispatch to City of Davis dispatch;
- Shared consulting analysis of fire merger.

Emergency Planning:

- Adopted Updated Emergency Operations Plan (EOP)
- Facilitated County-wide task force for shared services of Yolo Co. Op Area;
- Partnered Citizens Emergency Response Team (CERT) model with DJUSD;

Fire Department

Ongoing City Council Goals –

- FS 5. [Consolidate services where resources can be maximized].
- CSE 11. Continue to deliver premium public safety services to the community.

Departmental Work plan / Goals (FY2011/12)

- Complete merge of City & UC-Davis fire services;
- Succession planning through development & training;
- Advanced EOP training & preparedness partnerships with DJUSD & CERT;
- Cooperative shared resources with Yolo Co. for large scale emergencies.

Fire Department

- Department Review/UCD Service Re-organization Study

- Position Changes/Other Reductions
 - TIER 1
 - 1.0 positions deleted
 - Firefighter I
 - Total Proposed Reductions \$151,227

- Service Impacts:
 - Reduces number of relief personnel and effects ability to restructure organization

Fire Department

- Position Changes/Other Reductions

- TIER 2

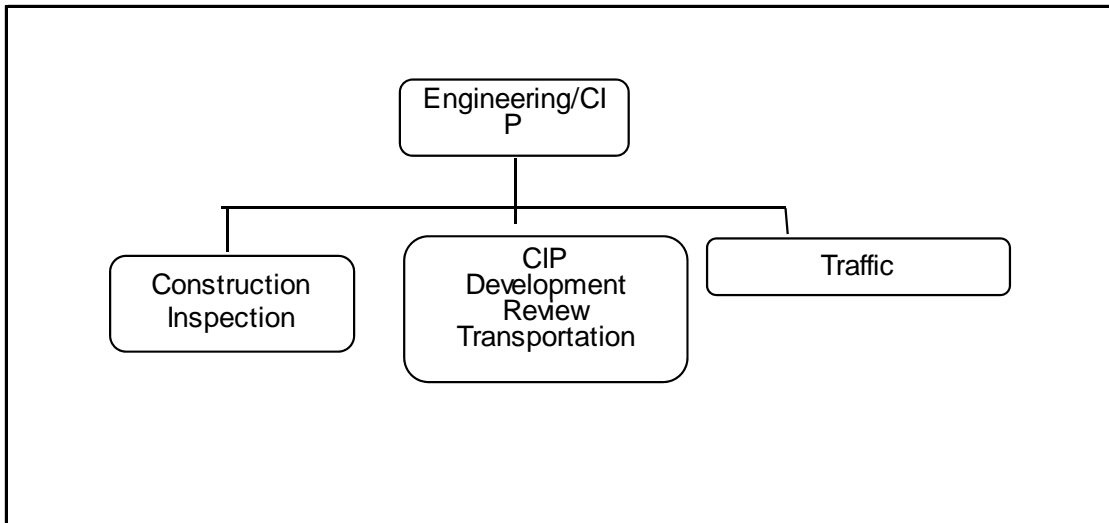
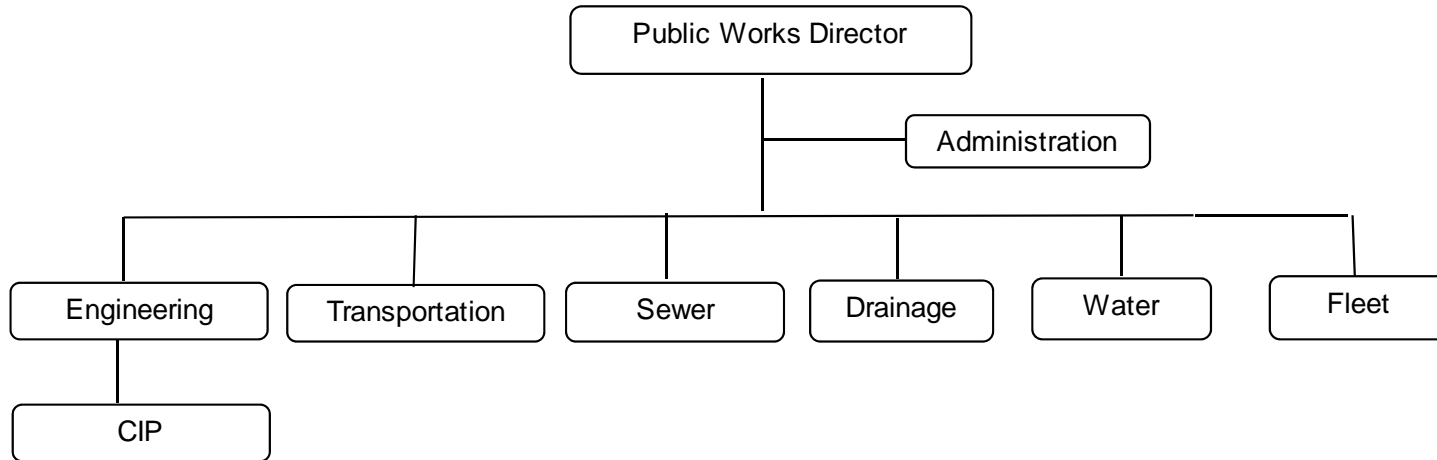
- No position reductions proposed

- Total Proposed Reductions \$100,000

- Service Impacts:

- Realize savings from shared Fire Chief position with UCD

PUBLIC WORKS DEPARTMENT



Regular Full Time	108.00
Regular Part Time	-
Temporary Part Time	9.52
Total FTE's	<u>117.52</u>

Revenues by Fund

<u>Source of Funds</u>	08-09 Actual	09-10 Actual	10-11 Budget	11-12 Budget
General Fund Support	747,734	989,008	424,035	445,120
Construction Tax	86,836	200,589	196,480	472,088
Development Impact Fees	0	0	385,002	415,576
Enterprise Funds	29,631,942	33,834,578	28,412,599	29,017,896
Fees & Charges	226,827	285,034	270,450	301,850
Grants/Designated Revenue	19,270	5,490	0	0
Internal Service Funds	2,780,451	2,702,868	2,117,255	2,557,220
Special Revenue Funds	3,012,962	4,270,968	2,336,889	2,131,055
Total Revenues	36,506,022	42,288,535	34,142,910	35,340,805

Expenses by Division

<u>Division</u>	08-09 Actual	09-10 Actual	10-11 Budget	11-12 Budget
Administrative	560,723	644,307	580,842	586,312
Transportation	11,486,066	17,077,043	8,040,681	8,158,393
Wastewater	5,809,716	5,801,326	6,602,405	6,760,659
Storm Sewer	924,693	1,087,109	1,343,869	1,412,153
Water	6,197,769	9,152,645	6,377,687	6,438,664
Support Services	1,313,388	1,231,042	1,187,670	1,187,189
Solid Waste	7,823,519	7,971,895	8,285,263	8,603,520
Fleet Services	2,390,148	2,323,168	1,724,493	2,193,915
Total Expenditures	36,506,022	42,288,535	34,142,910	35,340,805

Public Works

Summary of Accomplishments (FY2010/11)

Ongoing City Council Goals -

Departmental Workplan / Goals (FY2011/12)

Public Works

- Department Review/Re-organization
- Position Changes/Other Reductions

TIER 1

- No reductions proposed

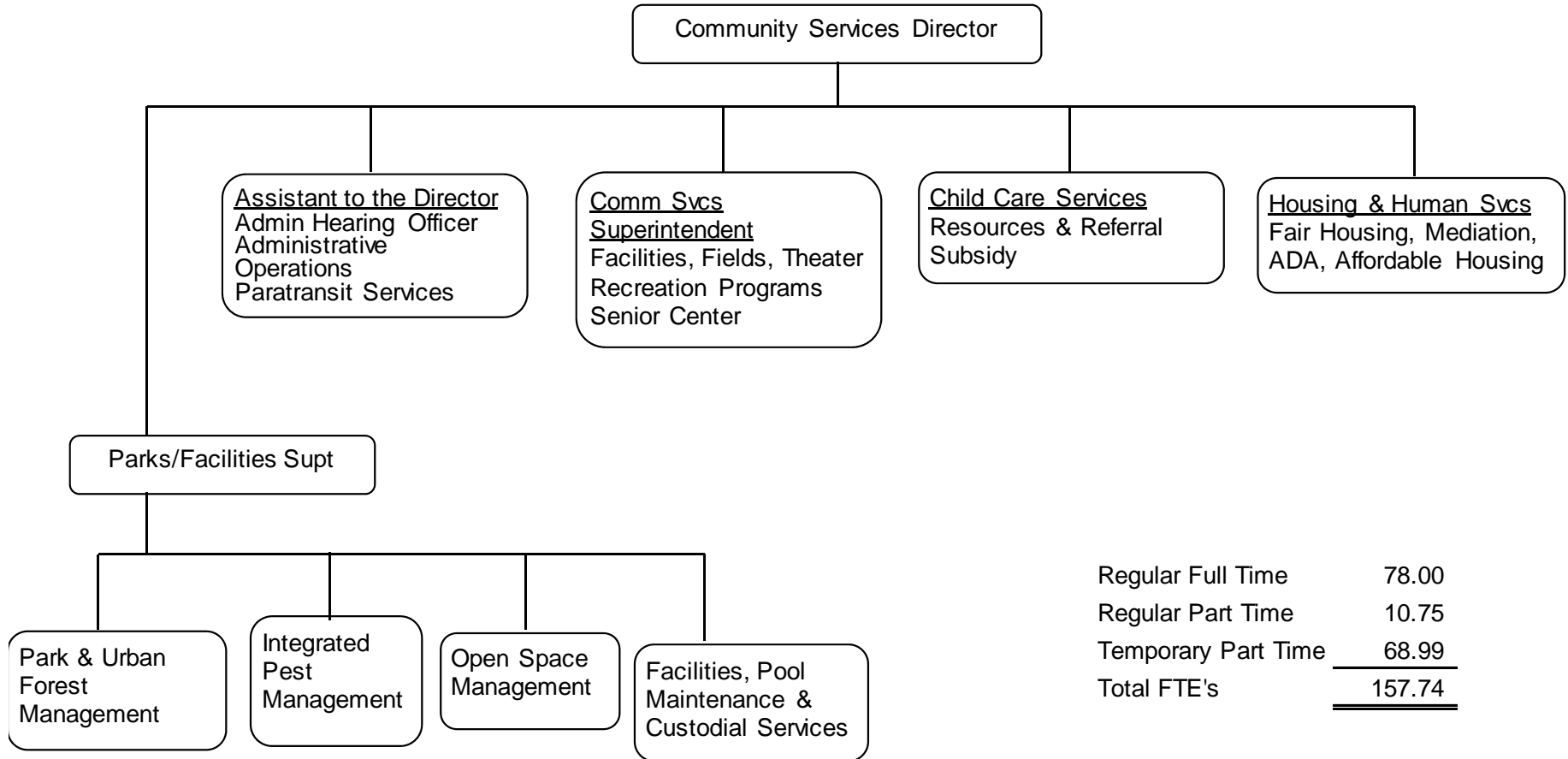
TIER 2

- Transportation Street Maintenance Augmentation
 - General Fund \$150,000
 - Development Impact Fees Roads \$200,000

Transportation Funding

- **Baseline Funding Shortfall** **(\$ 2.0 Million)**
 - Declining Dedicated State / Federal Funding Support
 - Utilized One-Time Funding over past 3 years to maintain funding levels
 - Proposition 1B (\$1.96 million)
 - Federal Stimulus Funding (\$761,000)
 - **Budget Proposal Includes:**
 - **Allocation of General Fund** **\$150,000**
 - **Allocation of Roadway Impact Fee** **\$200,000**
 - Provides for minimal funding for transportation programs through FY2011/12 with REDUCED allocation for Street Re-pavement Contracts
 - Continues to be program area with significant under-funding
 - Need to develop long-term funding plan
 - Likely requires significant long-term General Fund support

COMMUNITY SERVICES



Regular Full Time	78.00
Regular Part Time	10.75
Temporary Part Time	68.99
Total FTE's	<u><u>157.74</u></u>

Revenues by Fund

<u>Source of Funds</u>	08-09 Actual	09-10 Actual	10-11 Budget	11-12 Budget
General Fund Support	7,814,489	7,121,743	7,266,047	7,809,908
Child Care Funds	11,375,293	9,935,393	10,162,922	7,145,899
Construction Tax	122,100	122,100	122,100	127,838
Enterprise Funds	498,853	533,073	538,908	589,044
General Fund Fees & Charges	2,363,041	2,409,895	2,355,959	2,556,768
General Fund Grants/Designated Revenue	58,824	52,089	19,000	18,180
Internal Service Funds	1,714,426	1,502,553	1,781,637	1,634,177
Park Maintenance Tax	1,335,400	1,336,545	1,344,200	1,368,826
RDA Funds	280,003	653,996	431,290	470,195
Special Revenue Funds	1,065,778	1,409,083	1,429,270	1,794,168
Total Revenues	26,628,207	25,076,470	25,451,333	23,515,003

Expenses by Division

<u>Division:</u>	08-09 Actual	09-10 Actual	10-11 Budget	11-12 Budget
Administration	613,856	587,715	337,661	358,995
Social Services	972,712	1,003,976	1,002,768	1,098,812
Child Care Services	11,376,143	9,935,593	10,162,922	7,145,899
Parks & Open Space Management	5,884,276	5,462,371	5,597,573	5,969,574
Public Facilities Maintenance	1,917,983	1,761,366	1,784,532	2,024,145
City Admin Facilities Maintenance	1,542,036	1,374,444	1,702,637	1,573,177
Community Services	3,215,038	3,161,019	3,266,708	3,356,954
Community Development Block Grant	1,106,163	1,789,986	1,596,532	1,987,447
Total Expenditures	26,628,207	25,076,470	25,451,333	23,515,003

Community Services Department

Summary of Accomplishments (FY2010/11)

- Implemented GBA work order system for park maintenance
- Completed the Prop 40 CAL-FIRE grant helping to fund the park tree inventory
- Completed capital asset inventory for Parks
- Administered child care subsidies to 1,671 children
- Continued implementation of “green parks” pesticide reduction program
- Implemented GBA work order system for parks maintenance
- Coordinated energy audits of several city facilities and initiated improvements
- Installed energy management system at city administrative facilities
- Implemented nutritional standards at city snack bars
- Completed Teen Services study and draft of strategic plan
- Implemented recreation marketing strategies
- Preserved affordability of Pacifico Affordable Housing project

Community Services Department

Ongoing City Council Goals/ Department Workplan 11/12

- Complete review and update of recreation activities and parks and facilities pricing policies
- Develop and implement community education program related to use of park tax funds
- Conduct evaluation of services for increased efficiencies, needs and funding options
- Address expiration of Park Tax (June 2012)
- Complete Parks & Facilities Master Plan
- Implement Teen Services Strategic Plan
- Evaluate needs and develop plan for financing capital improvements in parks and recreation facilities.

Community Services Department

■ Position Changes/Other Reductions

TIER 1

□ 1.25 positions effected

- Reduce Community Services Program Coordinator (25%)
- Eliminate Park Maintenance Worker

□ Total Proposed Reductions \$207,991

□ Total Revenue Enhancements \$75,000

■ Service Impacts:

- Reduce City Subsidy to selected groups for facility & pool use
- Reduce support for Tree Davis
- Reduce recreation programs consistent with declining enrollment
- Reduce General Fund support for Integrated Pest Management activities
- Reduce General Fund support for Art in Public Places

Community Services Department

- Position Changes/Other Reductions

- TIER 2

- .75 position deleted

- Social Services Coordinator

- Total Proposed Reductions \$297,000

- Facility Replacement Augmentation \$100,000

- Parks/Irrigation Replacement Augmentation \$200,000

- Service Impacts:

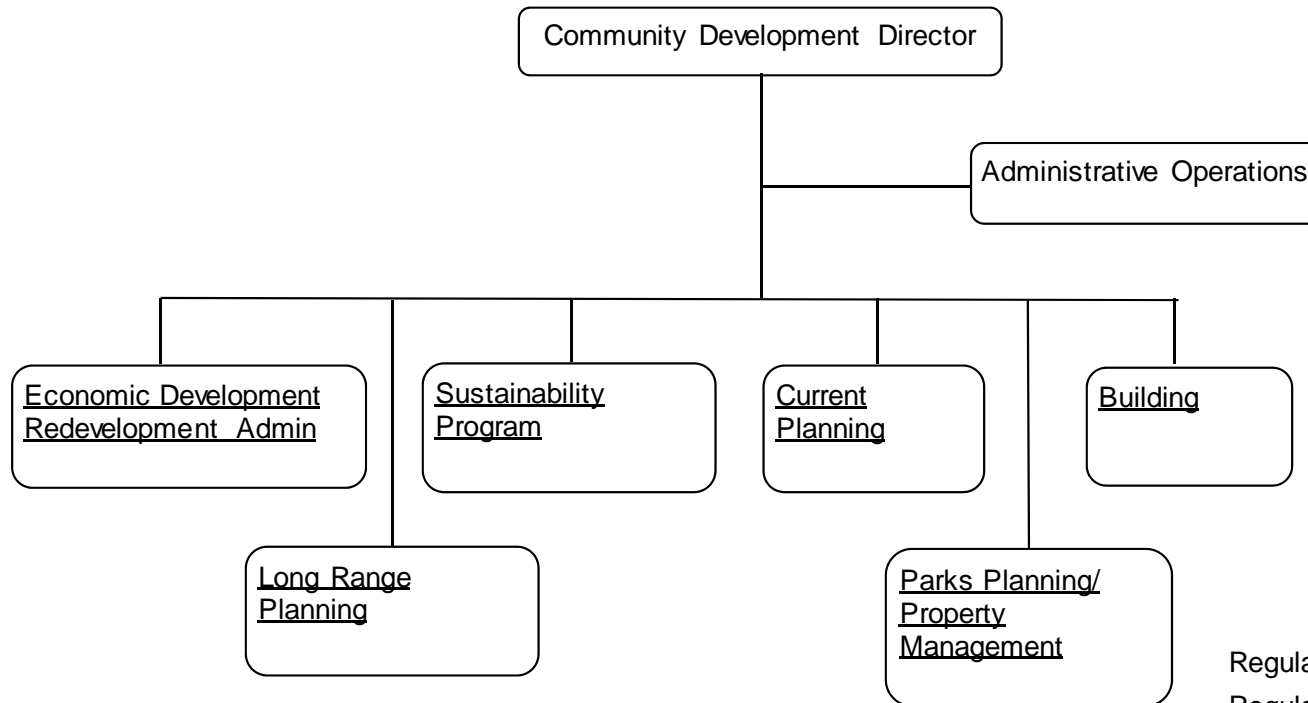
- Close Community Pool

- Reduce Tree Maintenance contract & TPT Tree Crew hours

- Eliminate non-mandated Medication Services

- Eliminate General Fund support for individual arts grants

DEPARTMENT OF COMMUNITY DEVELOPMENT & SUSTAINABILITY



Regular Full Time	25.00
Regular Part Time	0.50
Temporary Part Time	1.30
Total FTE's	26.80

Commissions

- Bicycle Advisory Commission
- Business and Economic Development Commission
- City-UCD Student Liaison Commission
- Historic Resources Management Commission
- Open Space & Habitat Management Commission
- Planning Commission

Revenues by Fund

<u>Source of Funds</u>	08-09 Actual	09-10 Actual	10-11 Budget	11-12 Budget
General Fund Support	1,151,950	1,091,131	914,685	866,502
Construction Tax	99,120	114,018	54,901	53,774
Development Impact Fees	50,026	56,160	53,631	60,037
General Fund Fees & Charges	600,833	446,832	504,534	599,777
General Fund Grants/Designated Revenue	12,104	8,131	36,800	12,500
Internal Service Funds	0	0	0	24,500
RDA Funds	220,206	116,121	116,990	116,124
Special Revenue Funds	1,619,619	1,377,184	1,519,556	1,707,210
Trust/Agency Funds	15,003	0	0	0
Total Revenues	3,768,861	3,209,577	3,201,097	3,440,424

Expenses by Division

<u>Division</u>	08-09 Actual	09-10 Actual	10-11 Budget	11-12 Budget
Administration	332,836	303,241	302,576	436,332
Planning Division	1,833,794	1,546,353	1,529,790	1,609,760
Building Division	1,602,231	1,359,983	1,368,731	1,394,332
Total Expenditures	3,768,861	3,209,577	3,201,097	3,440,424

Community Development & Sustainability

Summary of Accomplishments (FY2010/11)

Long Range Planning/Transportation

- HUD approval of Housing Element
- Development Status report and Housing needs analysis
- Coordinate with local regional partners (DBI, DDBA, DJUSD, UCD, Unitrans, ITS, TMA, YCTD, SACOG, CCJPA)
- Initiated GP Mobility Update / TCIP
- 5th and 3rd Street Improvement Projects

Current Planning

- Processed over 150 planning applications: Mori Seiki, Expression Systems, Trader Joe's, Yolo Federal Credit Union, Volkswagen, Second Street Plaza, Verona, Willowbank Park, Willowbank 10, ...
- Extensive Community Outreach: Crown Castle and Con Agra Pre-applications
- Implemented improved development review procedures

Community Development & Sustainability

Summary of Accomplishments (FY2010/11)

Parks Planning / Facility Management

- Parks and Facilities Master Plan
- Sports Park EIR
- Central Park Masterplan
- Depot At-Grade Crossing
- Managed 33 City and RDA leases

Open Space / Sustainability

- Acquired 90 ac Stanley Farm and 72 ac Staib II Farm
- Negotiated purchase option for 390 ac Mace Curve property
- Received \$1.125 million from NRCS to complete Mace Curve acquisition
- Received \$350k for 180 ac Kerr/Koontz acquisition (pending)
- Planning for community scale solar production on City properties
- Sponsored pending legislation to promote affordable, local renewable energy – SB 383 Solar Gardens Act

Community Development & Sustainability

Summary of Accomplishments (FY2010/11)

Economic Development

- Facilitated key business attraction efforts: Mori Seiki, Expression Systems, Grocery Outlet, Forever 21, VW Dealer
- Completed Economic Health and Prosperity Report
- Completed Business Park Lands Strategy
- Supported DSIDE community forum
- Completed first community-wide Business Walk
- Responded to UC Davis *Concept Request* for an Innovation Hub

Building Division

- Issued 1260 permits (\$31,500,000 valuation)
- Completed 370 resale inspections
- Conducted 797 Code Enforcement Inspections
- Adopted CalGreen and Water Conservations Ordinances
- City Hall Energy Commissioning and Retrofit

Community Development & Sustainability

Council Goals / Department Workplan (FY2011/12)

- Initiate construction of Hotel/Conference Center facility and Downtown parking structure projects
- Engage in partnerships for joint planning of PG & E, DJUSD, and Nishi
- Complete Transportation and Circulation Element Update and Plan
- Develop Greenhouse Gas standards for multi-family and commercial projects

Community Development & Sustainability

Council Goals / Department Workplan (FY2011/12)

- Support efforts to accelerate innovation of local research and technologies
- Complete design and secure funding for Third Street improvements
- Work on a crossing of the Union Pacific railroad tracks, depot parking and improvements to the Richards / Olive intersection
- Complete Parks and Facilities Master Plan, greenbelt standards, Sports Park EIR and initiate construction of Central Park Improvements
- Adopt and implement process streamlining efforts per CC direction

Community Development & Sustainability

Original Reduction List

■ Position Changes/Other Reductions

TIER 1

- 1 Planner position deleted
- Total Proposed Reductions \$136,815
- Total Revenue Enhancements \$19,082

TIER 2

- No positions deleted
- Total Proposed Reductions \$25,000

Total Reductions \$180,897

Revised Reduction List

■ Position Changes/Other Reductions

TIER 1

- Reduce 1-Planner position to 60% time
- Total Proposed Reductions \$100,498
- Total Revenue Enhancements \$94,883

TIER 2

- No positions deleted
- Total Proposed Reductions \$29,286

Total Reductions \$224,667

Community Development & Sustainability

Revised Reduction List

■ Position Changes/Other Reductions

TIER 1 (\$195,381)

- Eliminate General Fund support to the Economic Development Program
 - Reduce 1-Planner position to 60% time
- Total Proposed Staff/Program Reductions \$100,498
- Total Revenue Enhancements \$94,883

■ Service Impacts:

- Reduced business recruitment and retention services outside Redevelopment Area
- Contract additional Building/Planning Tech services to Regional Water JPA .
- Adjust parks planning/property management hours to CIP's and RDA project implementation
- Fund General Plan activities, including the TCIP, with current GP Update fee revenue

Community Development & Sustainability

Revised Reduction List

■ Position Changes/Other Reductions

TIER 2 (\$29,286)

- Reduce Code Enforcement program hours by 50% and restructure funding split.
- No positions deleted
- Total Proposed Reductions \$29,286

■ Service Impacts:

- General Fund and Building Fee revenue will fund 15% each and citation and lien revenue will provide balance of funding.
- Code Enforcement will be complaint based – little or no proactive abatement.

Total CDS Reductions \$224,667



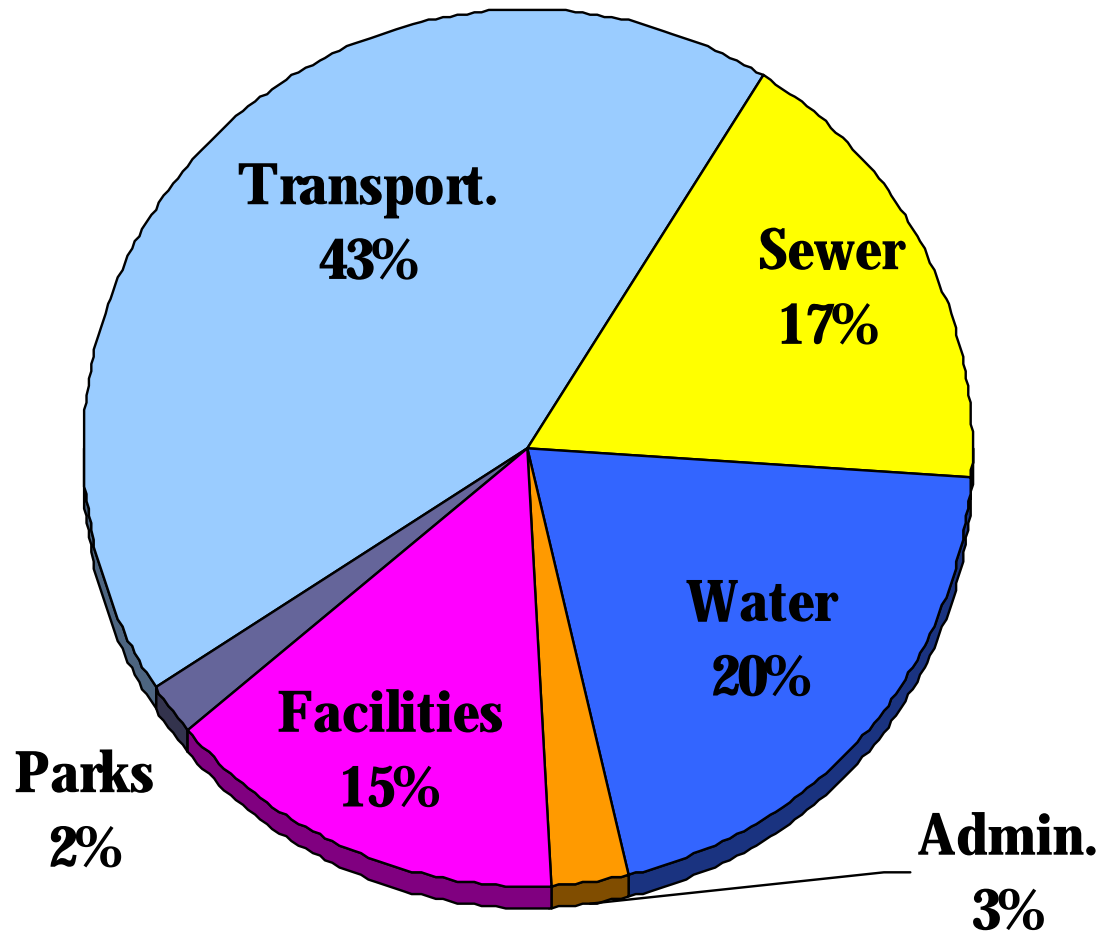
FY2011/12 Proposed Budget Capital Improvement Program

FY2011/12 Proposed Capital Improvement Program Budget Summary by Category (*\$ Millions*)

Category	Actual FY2008-09	Actual FY2009-10	Budget FY2010-11	Proposed FY2011-12
Administration	\$0.42	\$0.74	\$0.54	\$1.06
Facilities	0.71	1.28	0.36	5.92
Parks	1.86	1.01	0.11	0.74
Transportation	1.60	1.81	0.83	17.29
Water	11.52	3.62	6.62	8.19
Sewer / Storm Water	1.97	0.64	0.41	6.85
TOTALS	\$ 18.15	\$9.10	\$8.87	\$40.05

FY2011/12 Proposed CIP Summary By Category

\$40,048,742

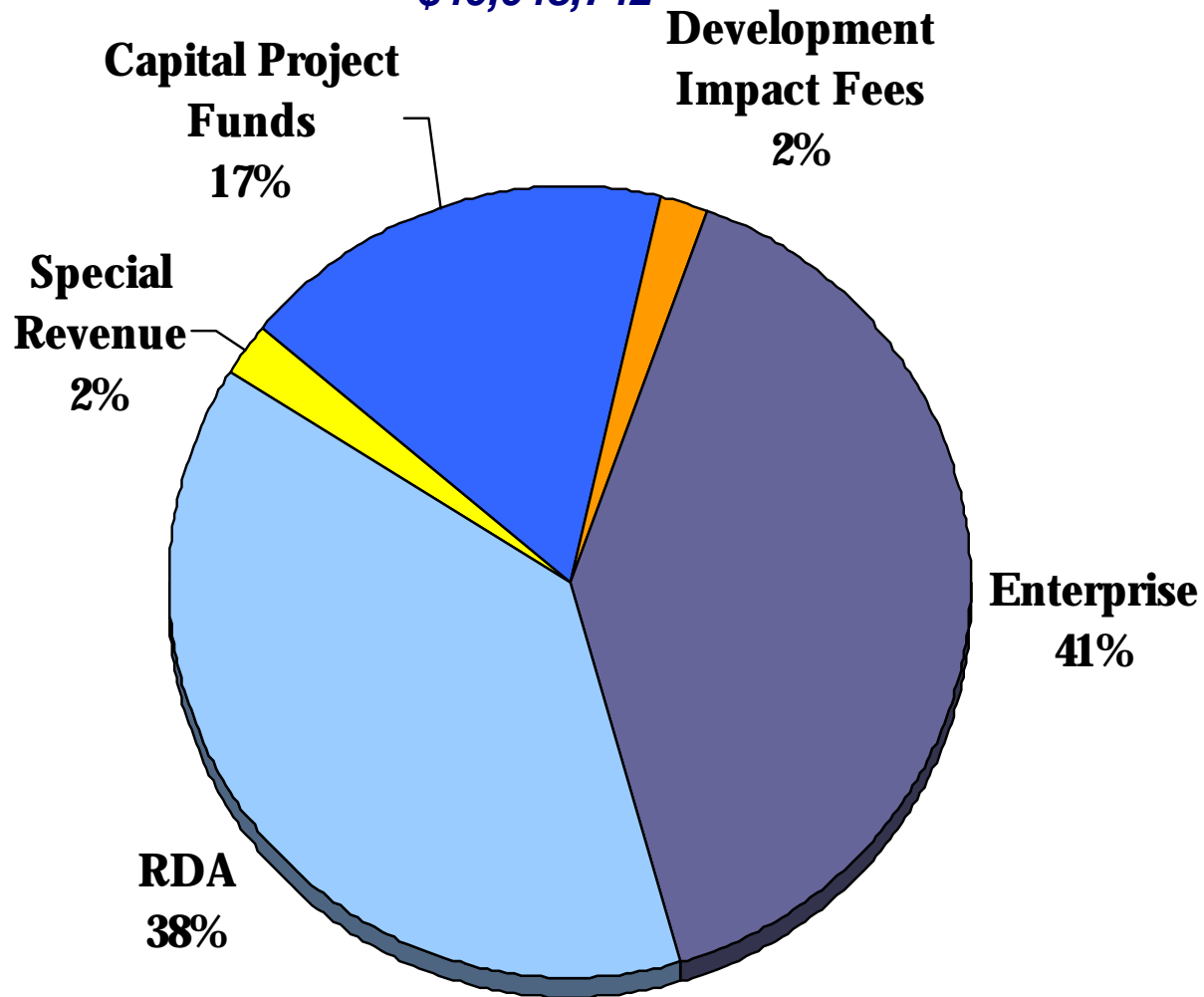


FY2011/12 Proposed Capital Improvement Program Budget Summary by Funding Source (*\$ Millions*)

Funding Sources	Actual FY2008-09	Actual FY2009-10	Budget FY2010-11	Proposed FY2011-12
General Fund	\$0.07	\$0.07	\$0.00	\$0.00
Capital Project Fund	0.45	0.16	0.00	7.00
Construction Tax	0.41	0.06	0.00	0.00
Dev. Impact Fees	1.46	1.03	0.52	0.75
Enterprise Funds	13.71	4.63	7.51	16.03
Redevelopment	0.37	2.02	0.27	15.38
Special Revenue	1.54	1.13	0.57	0.89
Other	0.14	0.00	0.00	0.00
TOTALS	\$ 18.15	\$ 18.15	\$8.87	\$40.05

FY2011/12 Proposed Capital Improvement Program Budget Summary by Funding Source

\$40,048,742





FY2011/12 CIP Funding Recommendations

Facilities Capital Projects – FY11/12 \$5,920,785

	Funding		Study	Design	Construction
	Prior Yr.*	FY11/12			
Facilities ADA Assessment and Improvements	Ongoing	257,000	X	X	X
First and F Street Parking Garage Rehab	322,567	1,862			X
Vets Restroom ADA Project	245,000	9,353			X
Tank House Relocation	64,100	110,000			X
Hotel Conference Center		5,540,000	X	X	
Public Works Corp Yard Facility Improvements		2,570	Ongoing		

* Total through the FY2010/11 Budget

Parks Projects - FY11/12 \$737,196

	Funding			Study	Design	Construction
	Prior Yr.*	FY11/12				
Central Park Upgrades	42,590	686,554		X	X	
Park and Open Space Acquisitions		50,000	Ongoing			
South Fork Preserve Public Access	151,362	642			X	

* Total through the FY2010/11 Budget

Transportation Capital Projects - FY11/12 \$17,290,085

	Funding		Study	Design	Construction
	Prior Yr.*	FY11/12			
ADA Parking and Curb Ramp Compliance	N/A	200,000	Annual Recurring		
Fifth Street Corridor Improvements	129,885	150,000	X	X	
Third St./B St. Alley Improvements	236,375	1,324,353		X	X
Additional Core Area Parking	311,221	13,950,000		X	X
Bike Crossing Drummond/Cowell	202,546	66,112			X
Cowell/Chiles Traffic Circle	229,534	69,653			X
First Street Path Lighting	55,961	79,967			X
Anderson Road Corridor Improvements		350,000		X	X
Richards/Olive Drive Improvements		1,100,000		X	X

* Total through the FY2010/11 Budget

Drinking Water Capital Projects - FY11/12 \$8,187,375

	Funding		Study	Design	Construction
	Prior Yr.*	FY11/12			
Water Main Rehabilitation	N/A	500,000	Annual Recurring		
Well #32 Replacement	6,262,840	9,917			X
Well #34	5,081,311	1,900,000			X
SCADA Systems Upgrades	865,906	250,000			X
Fixed Network Radio Read Water Meters	371,302	37,458		X	
Water Main Corrosion Protection		200,000		X	X
Aquifer Storage and Recovery		90,000	X		
East Area Main Upsizing		150,000		X	X
Well Irrigation (Phases 1&2)		775,000	X	X	X
Alternative Water Supply Investigation	13,100,927	4,275,000	X	X	

* Total through the FY2010/11 Budget

Wastewater Capital Projects - FY11/12 \$6,850,000

	Funding				
	Prior Yr.*	FY11/12	Study	Design	Construction
Sanitary Sewer Line Rehabilitation	N/A	750,000	Annual Recurring		
WWTP Master Planning, Pre-design, CEQA Documentation and Design		6,100,000	X	X	

* Total through the FY2010/11 Budget

Issues for Future Consideration

- Capital Program largely driven by NEW infrastructure projects funded from revenue sources stemming from new development activity
- City needs to develop and maintain “comprehensive” Citywide Five-/Ten- Year Capital Improvement Plan
- City lacks identified funding source(s) for annual capital maintenance and replacement of EXISTING infrastructure

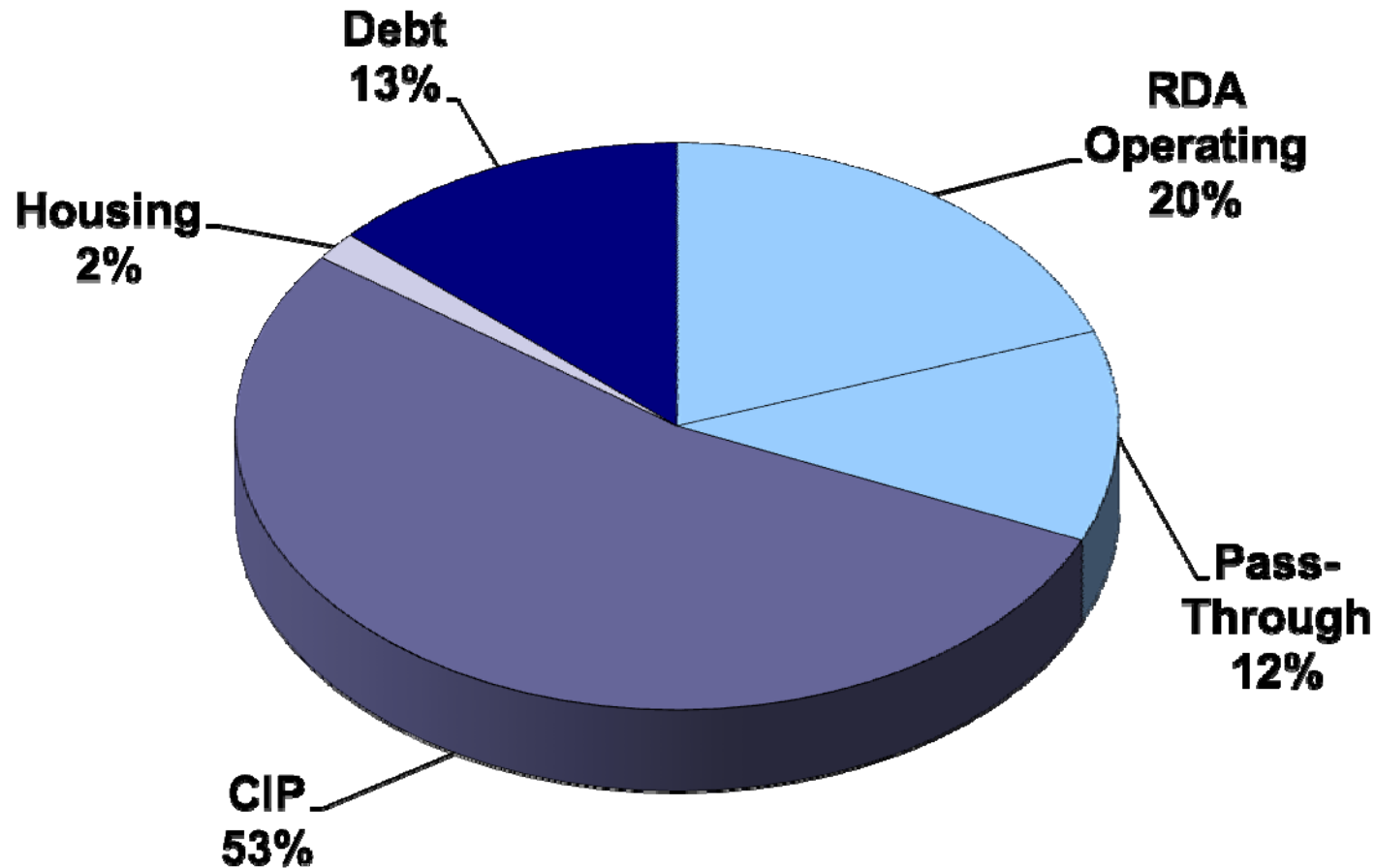


FY2011/12 Redevelopment Agency Budget

Redevelopment Agency Budget

	Actual 2008-09	Actual 2009-10	Budget 2010-11	Proposed 2011-12
ADMINISTRATION	\$ 0.313	\$ 0.177	\$ 0.373	\$ 0.391
OPERATING PROGRAMS	3.910	4.353	4.922	8.690
<i>Pass-Through (County)</i>	<i>2.876</i>	<i>2.783</i>	<i>3.344</i>	<i>3.454</i>
HOUSING PROGRAMS	0.368	0.654	0.431	0.470
CAPITAL PROJECTS	0.366	2.025	0.269	15.383
DEBT SERVICE	2.205	2.185	2.226	3.805
TOTAL REDEVELOPMENT	\$ 7.162	\$ 9.394	\$ 8.221	\$ 28.739

FY2011/12 Redevelopment Agency Budget \$28,739,308



FY2011/12 RDA Budget Proposal

- FY2011/12 Proposed Budget includes
 - Baseline REDUCTION of \$263,000 in Indirect Cost Recovery to the General Fund
 - Maintains allocation \$192,000 in RDA funds in support of police services:
 - Funds current level of enhanced police services in Downtown / Project Area
 - Allows for re-assignment of additional officer to Patrol
- Staff believes that the Agency has sufficient capacity to support this proposal as well as implement existing project plan.
- Funding shift to be reviewed in subsequent budgets, based on RDA funding capacity, requirements of new/emerging projects, and relative economic development priorities.

Redevelopment Capital Projects

	FY09/10 (actual)	FY10/11 (budget)	11/12 (budget)
■ CIP Project Management	13,884	18,862	11,723
■ 5 th Street Corridor Improvements	0	0	75,000
■ At-Grade Bike-Ped. Crossing at Depot (eval.)	5,618	0	0
■ A Street / Mondavi Connection	13,808	0	0
■ 2 nd Street Pedestrian Improvements	964,362	54,061	0
■ 3 rd Street Improvements (A to B Street)	4,900	100,000	1,324,353
■ Core Area Parking	1,778	5,175	12,834,580
■ Bicycle Museum	184,605	0	0
■ Varsity Theater 2 nd Screen	800,826	0	0
■ Varsity Theater – ADA Restroom	24,300	0	0
■ 1st & F Street Parking Garage Rehab	1,209	90,901	1,862
■ Playfields Soccer Field Turf Conversion	4,566	0	0
■ First Street Path Lighting	0	0	35,165
■ Central Park Master Plan	5,001	0	0
■ Richards/Olive Drive Improvements	0	0	1,100,000
	<u>\$ 2,024,857</u>	<u>268,999</u>	<u>15,382,683</u>

(*) Reflects Redevelopment Agency funding commitment only.

FY2011/12 RDA Workplan 1/2

- Secure funding, finalize design, and prepare for construction of 3rd and 5th Street corridor improvements.
- Confirm Agency and owner participation for hotel / conference facility in downtown area.
- Confirm financing and issue design-build *Request for Qualifications* for parking and mixed use development on Third, Fourth, E and F Streets.
- Continue to pursue re-visioning Richards Boulevard and Olive Drive as the entry to Downtown and the Nishi property, with enhanced aesthetics, signage, and bicycle/pedestrian access.

FY2011/12 RDA Workplan 2/2

- Complete the lighting, signage and maintenance improvements to the 1st and F parking structure. Work with Holiday Cinema owner to upgrade theater façade to first class cinema standards.
- Continue economic development efforts toward targeted businesses including downtown, technology businesses, and auto dealers.
- Complete construction of the New Harmony affordable apartment complex in South Davis.

RDA – Summary / Issues

- Tax Increment Revenue growth has slowed, but is still positive -
(FY2009/10 = 3.6%)

- Redevelopment Agency issued bonds for priority projects (hotel/conference facility, parking structure) March 2011. Public hearing on Implementation Plan scheduled June 21, 2011

- Funding limitations likely tied to:
 - Debt service obligations for previous and new bonds
 - Plan Limit - Aggregate Tax Increment revenues (estimated 2027)
 - Increased pass-through obligations to City, County, DJUSD

- RDA funds continue to be at-risk re State Budget Crisis
 - Governor's proposal to eliminate redevelopment



Next Steps

- **Budget Timetable**
- **Council Discussion**

Budget Adoption Timetable –

- **May 17th – Introduction: FY2011/12 Proposed Budget**

- **May 31st – City Council Workshop & Public Hearing**
 - FY2011/12 Operating Budget
 - Budget-Balancing Plan / Recommendations
 - FY2011/12 Fee Proposals
 - Capital Improvement Program Budget
 - Redevelopment Agency Budget

- **June 7th – City Meeting**
 - City Council Budget Proposals/Amendments

- **June 28th – BUDGET ADOPTION**