

Davis Police Department




Annual Data Sharing
March 2004

Purpose

- Annually the Davis Police Department shares the racial and gender make-up of its permanent full-time employees, arrest data, and citation data with the community through the Human Relations Commission.
- This year we are also providing a summary of hate crimes and incidents for calendar years 2002 and 2003.

Racial and Gender makeup of the Police Department

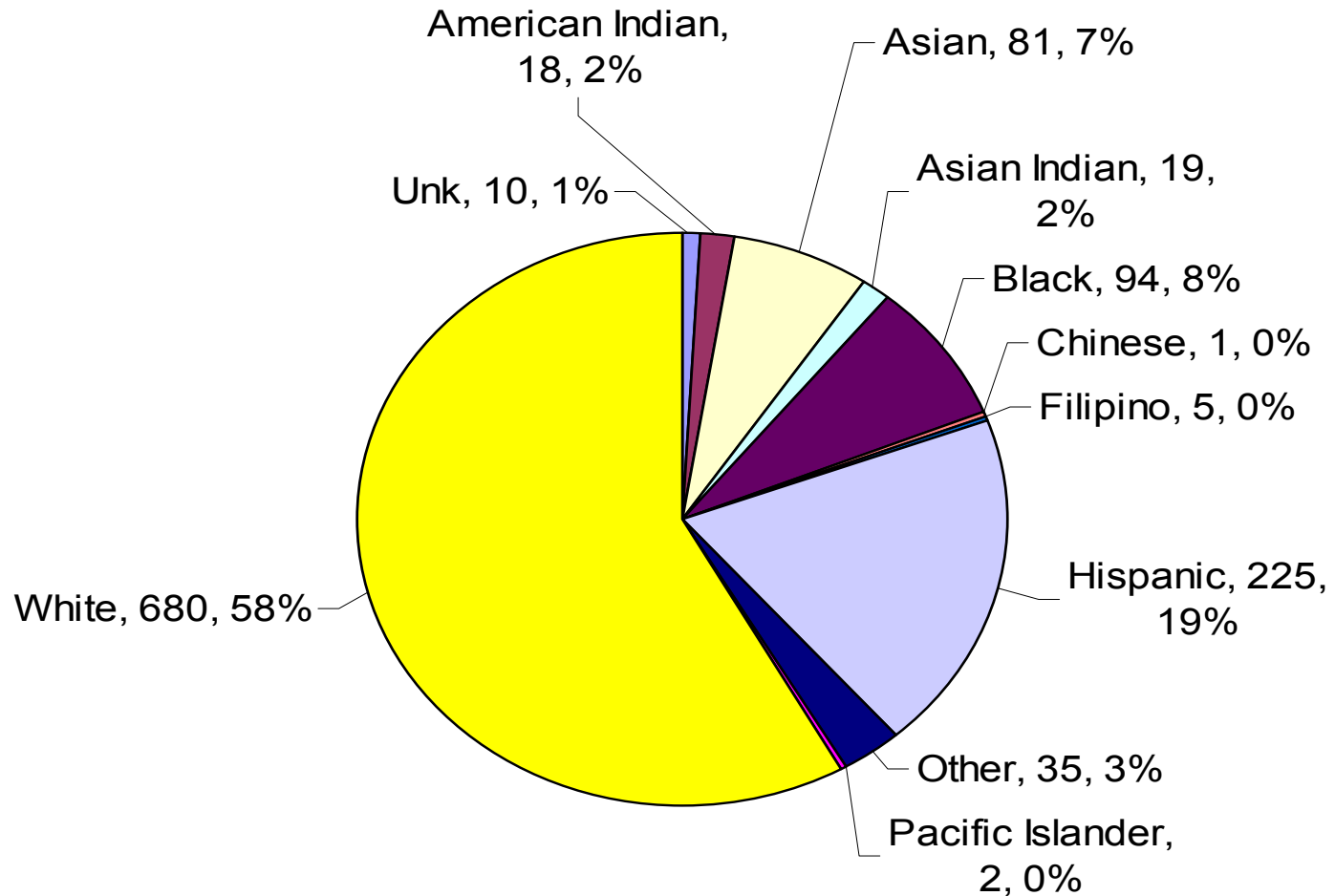
- 94 full time permanent employees
 - White – 69 (73%)
 - African American – 2 (2%)
 - Hispanic – 17 (18%)
 - Asian/Pacific Islander – 6 (6%)
 - Native American – 0 (0%)
- Male – 58 (61.7%)
- Female – 36 (38.3%)



Arrests by Race

(1170 Total Arrests)

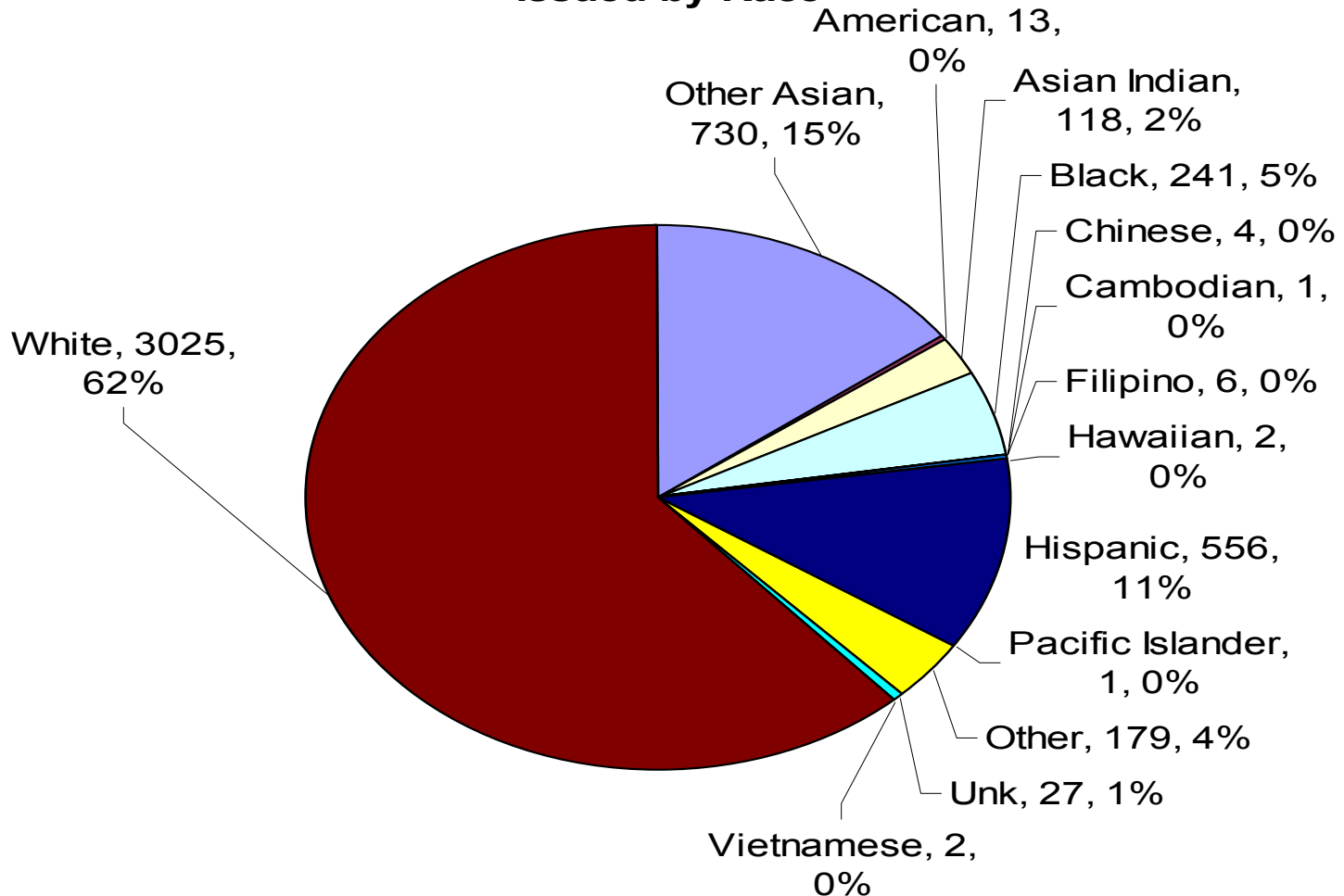
DPD 2003 - Arrests by Race



Citations by Race

(4905 Total Cites)

DPD 2003 - Percentage of Citations Issued by Race



Hate Crime

- P.C. 422.6: No person, whether or not acting under color of law, shall by force or threat of force, willfully injure, intimidate, interfere with, oppress, or threaten any other person in the free exercise or enjoyment of any right or privilege secured to him or her by the Constitution or laws of this state or by the Constitution or laws of the United State because of the other person's race, color, religion, ancestry, national origin, disability, gender, or sexual orientation, or because he or she perceives that the other person has one or more of those characteristics.

2002 Davis Hate Crimes

(5 Total Incidents)



<u>Date</u>	<u>Crime Type</u>	<u>Injury/\$\$ loss</u>	<u>Suspect</u>	<u>Victim</u>	<u>Suspect Disposition</u>
6/9/02	Hate Incident	None	Males/White	Group/Gay	Identified
7/10/02	Vandalism	\$4,100	Unknown	Female/White	Not Identified
7/30/02	Battery/Fighting in Public	None	Male/White	Male/Mid Eastern	Arrested 1
9/4/02	Hate Incident - E-mail	None	Unknown	Female/Jewish	Not Identified
11/17/02	Assault w/deadly weapon	concussion	Males/White	Male/White	Not Identified

2003 Davis Hate Crimes

(16 Total Incidents)



<u>Date</u>	<u>Crime Type</u>	<u>Injury/\$\$ loss</u>	<u>Suspect</u>	<u>Victim</u>	<u>Suspect Disposition</u>
2/8/03	Vandalism	\$700	Males/White	Family/AA	Arrested
2/9/03	Hate Incident - Hate Words	None	Male/White	Female/AA	Identified
2/26/03	Hate Incident - Hate Words	None	Male/White	Male/AA	Not identified
3/24/03	Hate Incident - Hate Words	None	Male/White	Male/AA	Identified
3/19/03	Hate Incident - Vandalism	\$400	Unknown	Family/Mid East	Not Identified
6/8/003	Hate Incident - Hate Words	None	N/A	Female/White/Gay	Not identified


2003 continued

(16 Total Incidents)

<u>Date</u>	<u>Crime Type</u>	<u>Injury/\$\$ loss</u>	<u>Suspect</u>	<u>Victim</u>	<u>Suspect Disposition</u>
6/8/2003	Battery/Resisting Arrest	None	Male/White	Male/White/Gay	Arrested
6/24/2003	Vandalism/Theft	\$3,640	Unknown	Male/White	Not identified
7/27/2003	Battery/Threats	None	Male/White	Male/Asian	Arrested
8/27/2003	Vandalism	\$16.50	Unknown	State of California	Not identified
9/30/2003	Assault	None	Males/White 10-15	Male/AA	Not identified
10/26/2003	Vandalism	\$4,000	Males/White	Male/White/Gay	Arrested 1
10/26/2003	Vandalism	\$100	Males/White	Male/AA	Arrested 1

2003 continued

(16 Total Incidents)



<u>Date</u>	<u>Crime Type</u>	<u>Injury/\$\$ loss</u>	<u>Suspect</u>	<u>Victim</u>	<u>Suspect Disposition</u>
11/2/2003	Battery	Bloody Nose	Female/White	Male/AA	Case to DA
11/10/2003	Vandalism	\$4,000	Unknown	Female/White/Gay	Not identified
11/18/2003	Vandalism	\$100.00	Unknown	State of California	Not identified

2 Year Hate Crime/Hate Incident Analysis (2002-03)

- Hate Crimes = 14
- Hate Incidents = 7

■ Behavior:

- Vandalism = 9
- Language = 7
- Misd. Assault = 4
- Felony Assault = 1

■ Victims:

- Race = 13
- Religion = 1
- Nationality = 2
- Sexual Preference = 5

■ Suspects:

- Arrested = 6 (+1 to DA)
- Not Identified = 11
- Identified = 3
- White male(s) most often identified as suspect