

Green Waste

The Guide for Proper Disposal












Yard materials are collected once a week by Davis Waste Removal. When clearing your property of yard waste, please follow these guidelines that will make disposal easy for you and safe for others:

-  Place your yard waste 18" from your curb or gutter.
-  Your pile of yard waste should be no larger than 5' in any dimension.
-  Acceptable materials to dispose of include: grass clippings, brush leaves, prunings, weeds, discarded floral displays, indoor plants, branches (less than 8 inches in diameter) and Christmas trees.
-  Unacceptable materials include: sod, soil, fruit, concrete, flowerpots, florists' wire, animal waste and stumps.
-  No contaminants (such as fencing or bricks) should be put in your piles.
-  Grass clippings should be piled loose in the street with other yard waste and should not be bagged.
-  Yard waste should never be placed inside the garbage or recycling carts.
-  Be aware that your yard waste piles can create serious hazards for cyclists; **BIKE LANES SHOULD NEVER BE BLOCKED!!**
-  Streets are usually swept the day after yard waste has been picked up.
-  Check the City recycling web site www.davisrecycling.org to find out when your yard waste is picked up.



Stormwater Pollution Prevention

Davis is home to several wildlife ponds and wetlands. Water that enters your curbside stormdrains washes into these sensitive ecosystems and may carry pollutants that can harm plant and animal life. The following is a list of tips that you can follow to help prevent stormwater pollution.

-  Avoid using toxic products outdoors. If you must use pesticides or fertilizers, do so carefully and sparingly. Do not apply them if rain is expected as stormwater will wash them into the ponds and creeks.
-  Never sweep or hose yard waste into stormdrains.
-  When you change your oil on your car, take the used oil to a free oil collection center in Davis. Visit www.davisrecycling.org or call 757-5686 to find a location near you.
-  Take your car to a car wash or have the wash water flow into your landscape to prevent soapy water from running off of your property and into the storm drain.
-  Pick up and dispose of animal wastes in the garbage so that animal waste is not washed into the stormwater drain.
-  Wash pets in a bathtub. If you must wash your pet outside, use non-insecticidal soaps and dump all wastewater into a sink or into your landscape. Landscape will filter any residues out of the wash water.
-  Use kitty litter or another absorbent material to clean spills of paint, cleaners, solvents and other toxic products.
-  Clean painting tools in the sink rather than outside onto the sidewalk or in the street.
-  If you have a pool or spa, never clean the filter in the street or near a storm drain. Instead, rinse cartridge filters onto a dirt area and spade filter residue into your soil.

For more information about stormwater pollution, contact Jack Betourne, Environmental Compliance Coordinator at 757-5638.