


OPEN SPACE PROGRAM

2019 ANNUAL FINANCIAL REVIEW


OPEN SPACE AND HABITAT COMMISSION



PRESENTATION OVERVIEW

- **Fiscal Year 2018-19**
 - Accomplishments
 - Budget vs. Actuals
- **Fiscal Year 2019-20**
 - Budget Principles
 - Revenues/Expenses
 - Goals
- **Fund Balances**
 - Fund 135 – Measure O parcel tax
 - Fund 190 – Ag mitigation in-lieu fees
 - Fund 482 – Open space development impact fees
- **Fund 135 Detail -- Measure O Parcel Tax**

FISCAL YEAR 2018-19



FY 2018-19 ACCOMPLISHMENTS

- **Habitat Restoration and Enhancement**

- Finished landscape designs and began habitat restoration project at North Davis Uplands (**F and Anderson**)
- Negotiated new agreement whereby American Tower pays for **new hedgerow** at cell tower site at CR 105
- Developed successful **water-bag irrigation system** for plants on sloped areas of Putah Creek Parkway

- **Land and Resource Management**

- Controlled weeds using **non-toxic methods**, including hauling/spreading hundreds of yards of recycled mulch
- Encouraged the natural **spread of native species** through monitoring, identification and protection

- **Program and Financial Accountability**

- Posted the Strategic Plan & other programmatic/budgetary **documents on the City's website**

FY 2018-19 ACCOMPLISHMENTS

- **Public Access and Recreation**

- Partnered with Putah Creek Council to start a **docent program** at South Fork Preserve
- Partnered with Putah Creek Council to build **new trails** on South Fork Preserve West
- Made real progress toward **securing an encroachment permit** required from regulatory authorities for public accessibility improvements at South Fork Preserve

- **Public Engagement and Partnerships**

- Continued to build/expand partnerships with **Tree Davis, Putah Creek Council & Yolo RCD**
- Established partnerships with **local schools and Explorit Science Center** to educate young people about nature and help steward native plants along the North Davis Channel
- Partnered with **local residents** to enhance habitat areas and develop better weed abatement strategies

FY 2018-19 BUDGET VS ACTUALS

- **Baseline budget**
 - \$440,000 = \$ needed every year to fund regular O&M
 - Multiple funding sources
- **Additions to baseline budget**
 - Special short-term projects
 - Acquisitions
 - Special maintenance projects
 - Capital improvement projects


FY 2018-19 BUDGET VS ACTUALS

Revenues/Funding Sources	FY 18-19 Budget	FY 18-19 Actuals	% Received
Program 3255 (Open Space - Misc Funds)			
Mace 25 Ag Lease Revenue	\$5,000	\$2,780	56%
Other Ag Lease Revenue	\$45,000	\$82,229	183%
Park Maintenance Fees	\$50,000	\$45,837	92%
Ag Land Conservation	\$101,389	\$101,389	100%
Estimated General Fund Contribution	\$193,737	\$123,679	64%
Program 3256 (Measure O -- Fund 135)			
Measure O Fund (Includes Parcel Tax, Interest Income, etc.)	\$405,140	\$251,516	62%
Total Revenues/Funding Sources	\$800,266	\$607,430	76%

FY 2018-19 BUDGET VS ACTUALS

Expenses	FY 18-19 Budget	FY 18-19 Actuals	% Spent
Program 3255 (Open Space - Misc Funds)			
Personnel Expenses	\$153,596	\$123,746	81%
Non-Personnel Expenses			
Contracted Property Management Services	\$101,121	\$93,544	93%
Other (YHC Membership)	\$101,389	\$101,389	100%
Share of General Overhead	\$39,020	\$37,235	95%
Subtotal - Non Personnel	\$241,530	\$232,168	96%
Program 3256 (Measure O -- Fund 135)			
Personnel Expenses	\$99,812	\$95,661	96%
Non-Personnel Expenses			
Contracted Property Management Services	\$120,916	\$90,075	74%
Share of General Overhead	\$7,493	\$6,875	92%
Capital Improvements	\$176,919	\$58,905	33%
Acquisition/Transaction Costs	\$0	\$0	--
Subtotal - Non Personnel	\$305,328	\$155,855	51%
Total Expenses	\$800,266	\$607,430	76%

FISCAL YEAR 2019-20



2019-20 BUDGET PRINCIPLES

- **Maintain 33% ratio** (maintenance expenses as a percentage of annual Measure O parcel tax)
- **Identify new revenue sources:**
 - Open space development impact fees
 - Ag lease revenue
- **Request additional funding for:**
 - \$113,500 for North Davis Uplands (F and Anderson)
 - \$5,000 for Cannery Farm hedgerow maintenance

Revenues/Funding Sources

FY 2019-20

Program 3255 (Open Space - Misc Funds)

Ag Lease Revenue (Mace 25)		\$5,000	1%
Other Ag Lease Revenue		\$5,000	1%
Fund 190 -- Ag Mitigation In-lieu Fees		\$0	0%
Fund 482 -- Open Space Development Impact Fees		\$38,500	6%
Park Maintenance Fees		\$50,000	7%
General Fund Contribution		\$193,424	28%

Program 3256 (Measure O -- Fund 135)

Measure O Fund*		\$405,445	58%
(*Includes Parcel Tax, Interest Income, etc.)			

Total Revenues/Funding Sources

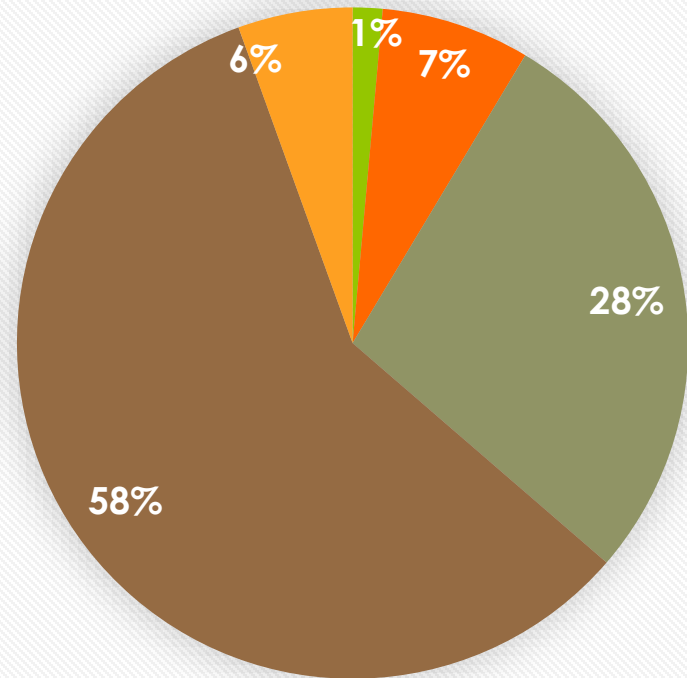
\$697,369

100%

OPEN SPACE PROGRAM BUDGET REVENUES

Program Revenues = \$697,369

- Ag Lease Revenue
- Ag Mitigation Fees
- Park Maintenance Fees
- General Fund Contribution
- Measure O Fund
- OS Dev Impact Fees



Expenses

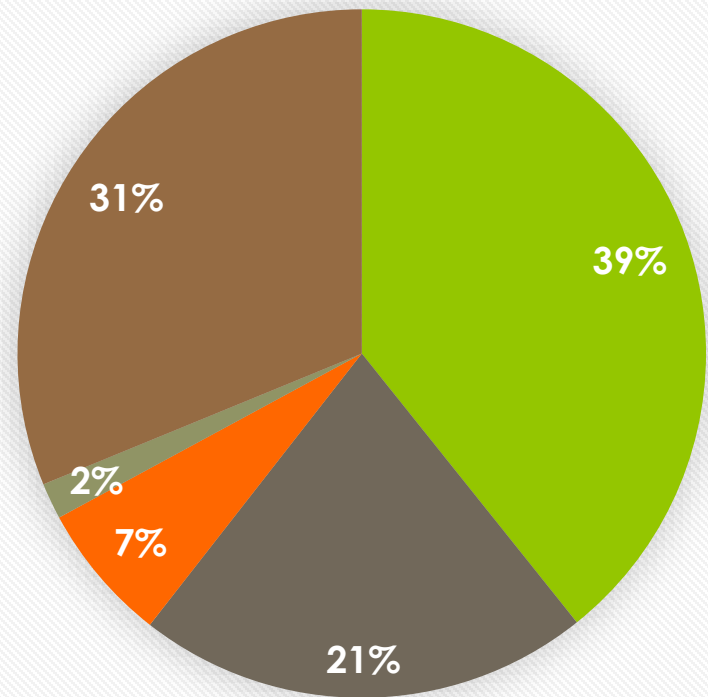
FY 2019-20

Program 3255 (Open Space - Misc Funds)			
Personnel Expenses		\$151,183	22%
Non-Personnel Expenses			
Maintenance Services		\$77,477	11%
Share of General Overhead		\$36,914	5%
Supplies/Equipment		\$14,500	2%
Outreach/Advertising		\$1,050	0%
Legal		\$5,000	1%
Misc (Taxes, Fees/Subscriptions)		\$5,800	1%
Other (YHC Membership, Other)		\$0	0%
	Subtotal - Non Personnel	\$140,741	20%
Program 3256 (Measure O -- Fund 135)			
Personnel Expenses		\$122,608	18%
Non-Personnel Expenses			
Maintenance Services/Supplies/Equipment		\$56,516	8%
Share of General Overhead		\$8,725	1%
Capital Improvements (SFP, F & Anderson)		\$217,596	31%
Acquisition/Transaction Costs		\$0	0%
	Subtotal - Non Personnel	\$282,837	41%
	Total Expenses	\$697,369	100%

OPEN SPACE PROGRAM BUDGET EXPENSES

Program Expenses = \$697,369

- Personnel
- Maintenance/Supplies/Equip
- Share of General Overhead
- Other
- Capital Improvements



2019-20 GOALS

- **Habitat Restoration and Enhancement**
 - Complete habitat restoration project at North Davis Uplands
 - Complete installation of native hedgerow at Howat cell tower facility
- **Land and Resource Management**
 - Complete management plans for South Fork Preserve and Wildhorse Agriculture Buffer
- **Public Access and Recreation**
 - Complete public accessibility improvements at South Fork Preserve
 - Hire consultant to design, manufacture and install new open space signage
- **Program and Financial Accountability**
 - Redesign website to coincide with structure of Strategic Plan for the Open Space Program
- **Public Engagement and Partnerships**
 - Increase the number of partnerships with local conservation organizations
 - Increase the number of people visiting open space areas
 - Develop plan to install art and cultural enhancements along Putah Creek Parkway

FUND BALANCES

FISCAL YEAR 2018-19




RESTRICTED FUND BALANCES

- Restricted fund balances available for acquisitions and special capital improvement projects
 - **Measure O parcel tax (Fund 135)** = about \$5.8 million
 - **Ag mitigation in-lieu fees (Fund 190)** = about \$266,000
 - **Development impact fees (Fund 482)** = about \$1.8 million
- Therefore, in addition to the \$440,000 needed for baseline operations, there is approximately **\$7.8 million** available for acquisitions and special capital improvement projects

MEASURE O FUND

FISCAL YEAR 2018-19

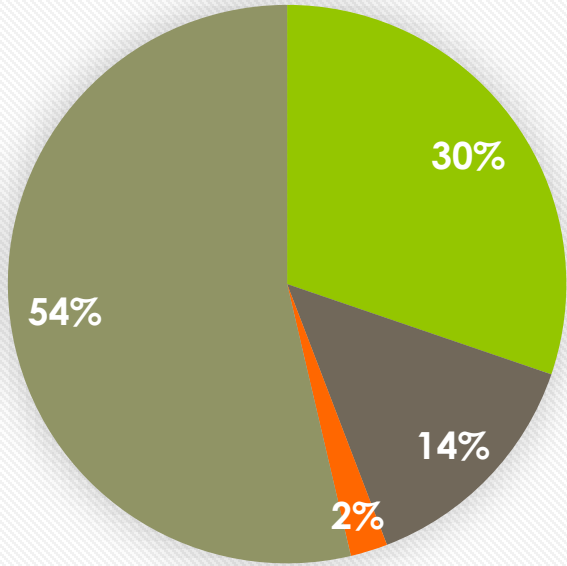


FUND 135 (MEASURE O FUND)	14	15	16	17	Budget	Budget	Total
	FY14/15	FY 15/16	FY 16/17	FY 17/18	FY 18/19	FY 19/20	
Revenues							
Parcel Tax Revenue	\$649,634	\$644,914	\$649,222	\$652,422	\$673,496	\$673,496	\$12,164,494
Interest/Investment Income	\$7,399	\$15,197	\$25,106	\$47,967	\$32,600	\$32,600	\$661,410
Grant Revenue	\$0	\$0	\$0	\$0	\$0		\$2,222,834
Sale of Leland Ranch (Easement Retained)	\$0	\$0	\$0	\$0	\$0		\$3,093,371
Misc Reimbursements	\$14,402	\$900	\$0	\$0	\$0		\$71,860
Total Revenues	\$671,435	\$661,012	\$674,328	\$700,390	\$706,096	\$706,096	\$18,213,969
Expenses							
Personnel Expenses	\$283,407	\$176,951	\$120,187	\$120,691	\$99,812	\$122,608	\$2,592,183
Non-Personnel Expenses							
Maintenance Services/Supplies/Equipment	\$15,138	\$17,221	\$58,158	\$35,981	\$103,916	\$56,516	\$321,237
Share of General Overhead	\$38,736	\$44,263	\$25,262	\$7,791	\$7,493	\$8,725	\$332,392
Capital Improvements	\$0	\$0	\$425	\$10,903	\$193,919	\$217,596	\$456,221
Acquisitions/Transaction Costs							
McConeghy Ranch (300 acres)	\$0	\$0	\$0	\$0	\$0	\$0	\$388,278
Ebey/Laughtin Ranch (146 acres)	\$0	\$0	\$0	\$0	\$0	\$0	\$692,472
Barger Ranch (80 acres)	\$0	\$0	\$0	\$0	\$0	\$0	\$38,732
Wasserman Farm (80 acres)	\$0	\$0	\$0	\$0	\$0	\$0	\$83,150
Staib Farm (300 acres)	\$0	\$0	\$0	\$0	\$0	\$0	\$26,646
Miles/Kidwell Farm (488 acres)	\$0	\$0	\$0	\$0	\$0	\$0	\$0
McIssac Farm (85 acres)	\$0	\$0	\$0	\$0	\$0	\$0	\$0
Stanley Farm (90 acres)	\$0	\$0	\$0	\$0	\$0	\$0	\$0
Staib 72 Farm (72 acres)	\$0	\$0	\$0	\$0	\$0	\$0	\$142,000
Mace Curve (390 acres)	\$0	\$0	\$0	\$0	\$0	\$0	\$3,807,578
Kerr Farm (90 acres)	\$0	\$0	\$0	\$0	\$0	\$0	\$0
Eoff Farm (All Phases) (712 acres)	\$0	\$0	\$0	\$0	\$0	\$0	\$2,608,455
South Fork Preserve West (10 acres)	\$0	\$0	\$277,020	\$0	\$0	\$0	\$277,020
Transaction Costs	\$2,791	\$0	\$12,700	\$0	\$0	\$0	\$470,706
Total Expenses	\$340,072	\$238,435	\$493,752	\$175,366	\$405,140	\$405,445	\$12,237,070
Balance	\$331,363	\$422,577	\$180,576	\$525,024	\$300,956	\$300,651	\$5,976,899

FUND 135 (MEASURE O)

2019-20 Measure O Expenses = \$405,445

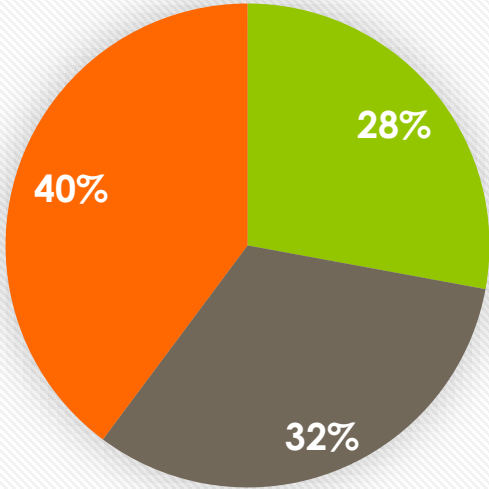
- Personnel Expenses
- Maintenance, Supplies & Equip
- General Overhead
- Capital Improvements



FUND 135 (MEASURE O)

2019-20 Parcel Tax Spent on Maintenance = 28%

- Parcel Tax Spent on Maintenance
- Parcel Tax Spent on Cap Expenditures
- Parcel Tax Saved



POSITIONS FUNDED WITH MEASURE O

	% of Position Funded With Measure O Funds						
	City Dept	Before 2015-2016	2015-16	2016-17	2017-18	2018-19	2019-20
<u>Open Space Staff</u>							
Open Space Program Manager	CD&S	10%	10%	10%	10%	10%	10%
Sustainability Programs Coordinator	CD&S	5%	0%	0%	0%	0%	0%
Open Space Lands Manager	CD&S	0%	50%	50%	50%	50%	50%
Park Maintenance Worker I (Seasonal Temp Part-time)	CD&S	0%	60%	60%	60%	0%	50%
<u>Other City Staff</u>							
Environmental Resources Supervisor	Pub Works	85%	0%	0%	0%	0%	0%
Environmental Resource Specialist	Pub Works	85%	0%	0%	0%	0%	0%
Community Services Superintendent	Parks	1%	0%	0%	0%	0%	0%
Office Assistant II	Parks	5%	0%	0%	0%	0%	0%
Senior Parks Supervisor	Parks	5%	0%	0%	0%	0%	0%
Park Maintenance Worker I (Seasonal Temp Part-time)	Parks	67%	0%	0%	0%	0%	0%
Integrated Pest Management Specialist	Parks	25%	0%	0%	0%	0%	0%
Parks Superintendent	Parks	0%	5%	5%	0%	0%	0%

OPEN SPACE PROGRAM

2019 ANNUAL FINANCIAL REVIEW

OPEN SPACE AND HABITAT COMMISSION

