

Appendix F: Bike Theft Analysis (2009-2012)

Davis Bicycle Theft Analysis

2009 - 2012



December 2013



RIDE WALK
Davis
California

Ride Walk Davis
Active Transportation Program
City of Davis



December 2013

Report completed by:

Jimmy Fong

Active Transportation Program Specialist

City of Davis

Introduction

This report analyzes bicycle theft in Davis and UC Davis from 2009 through 2012.

Data from the City of Davis include the date for each stolen bicycle, address, name of location, bicycle type, and bicycle value. These data were then used to classify bike thefts by specific location type.

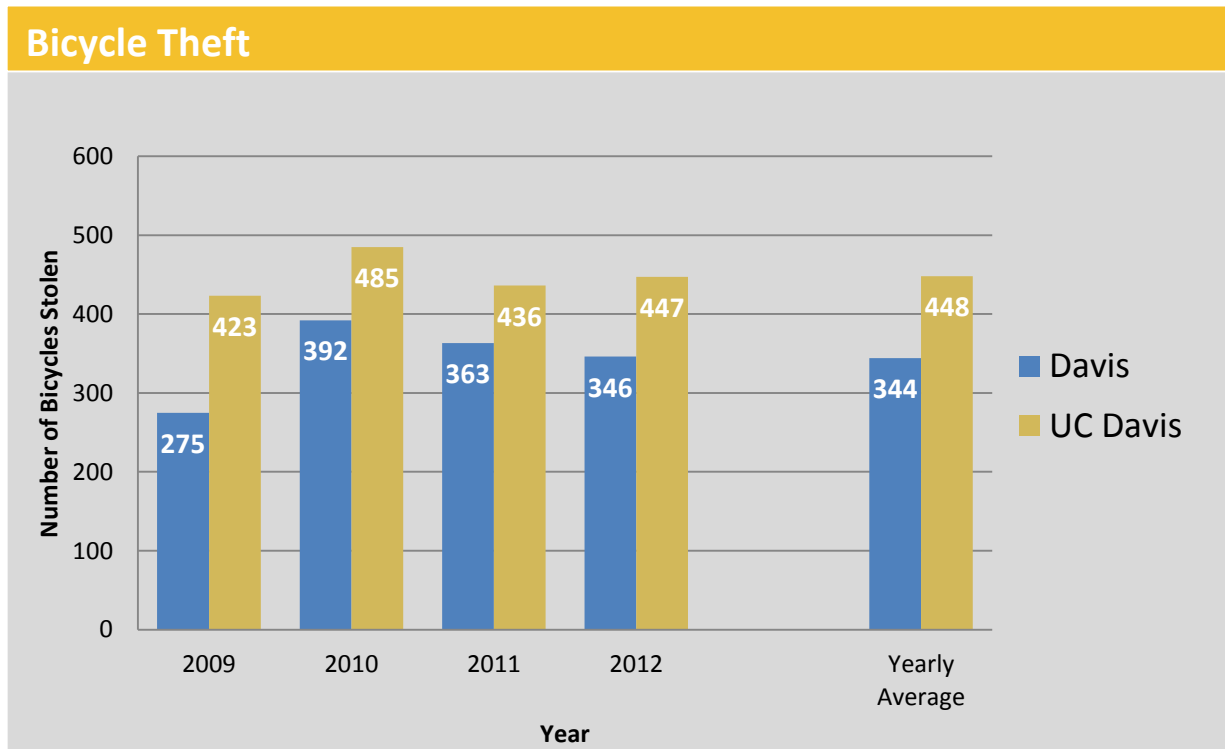
Data from UC Davis include the number and value of stolen bicycles per month, but do not include any specific information on location of theft.

All data reflect only reported bicycles stolen in Davis or from the UC Davis campus. There is uncertainty as to the number of unreported bicycles stolen. However, anecdotal evidence suggests that the number of unreported stolen bicycles may be twice as high as reported stolen bicycles.

Future studies on bicycle theft could be improved by collecting more detailed information about how or if the bicycle was locked and by developing a better means of estimating unreported stolen bicycles.

Yearly Trends

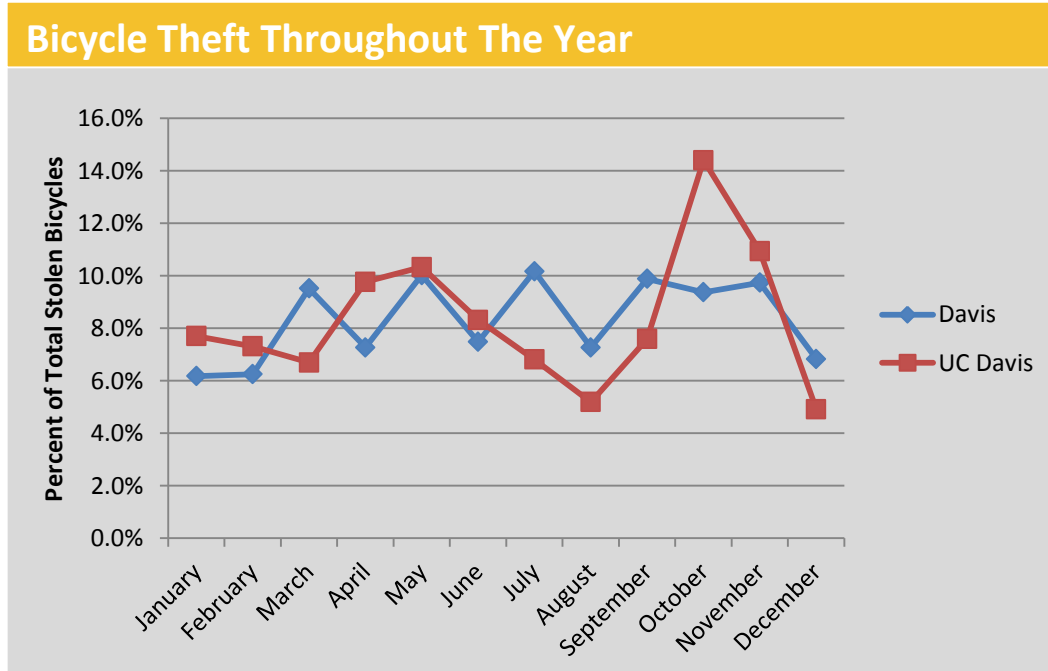
The number of bicycles reported stolen has fluctuated moderately around a yearly average of 344 in Davis and 448 at UC Davis.



During the entire evaluation period from 2009 through 2012, 1,376 bicycles were reported stolen in Davis, and an additional 1,791 bicycles were reported stolen from UC Davis, for a total of 3,167 incidents of bike theft in the community.

Monthly Trends

Analysis of bicycle theft by month shows a high amount of theft on campus at the start of each school year. Coordinating efforts with UC Davis will be helpful to improve education about secure bike locking to new students. Within the city of Davis, the level of bicycle theft is fairly consistent throughout the year.



Value Trends

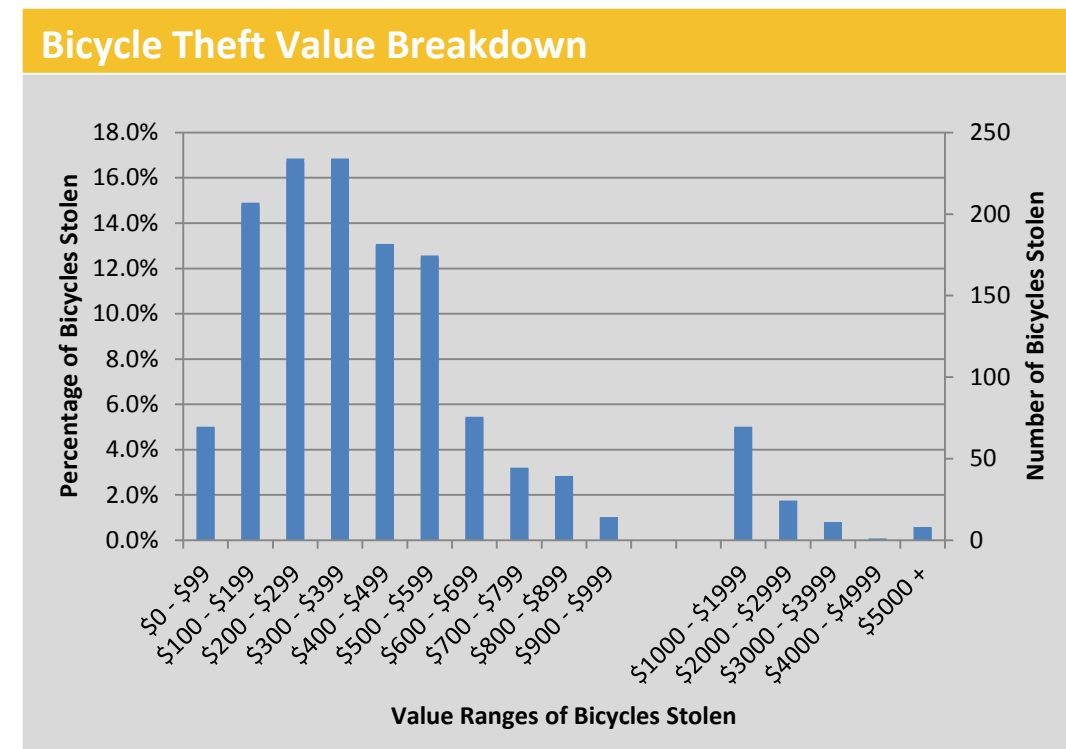
The total value of stolen bicycles during the four year analysis period amounts to over \$1.2 million.

The average value of bicycles stolen on the UC Davis campus is approximately \$310. This could be reflective of the value of bicycles being stolen from the newest students, incoming freshmen that live on campus.

The average value of bicycles stolen in the city of Davis is \$491. This could be reflective of higher value bikes for non-UCD students or those living off campus.

Another implication could be that lower value bikes may actually have a higher rate of theft, but may not be worth the trouble for the owner to report their bike stolen.

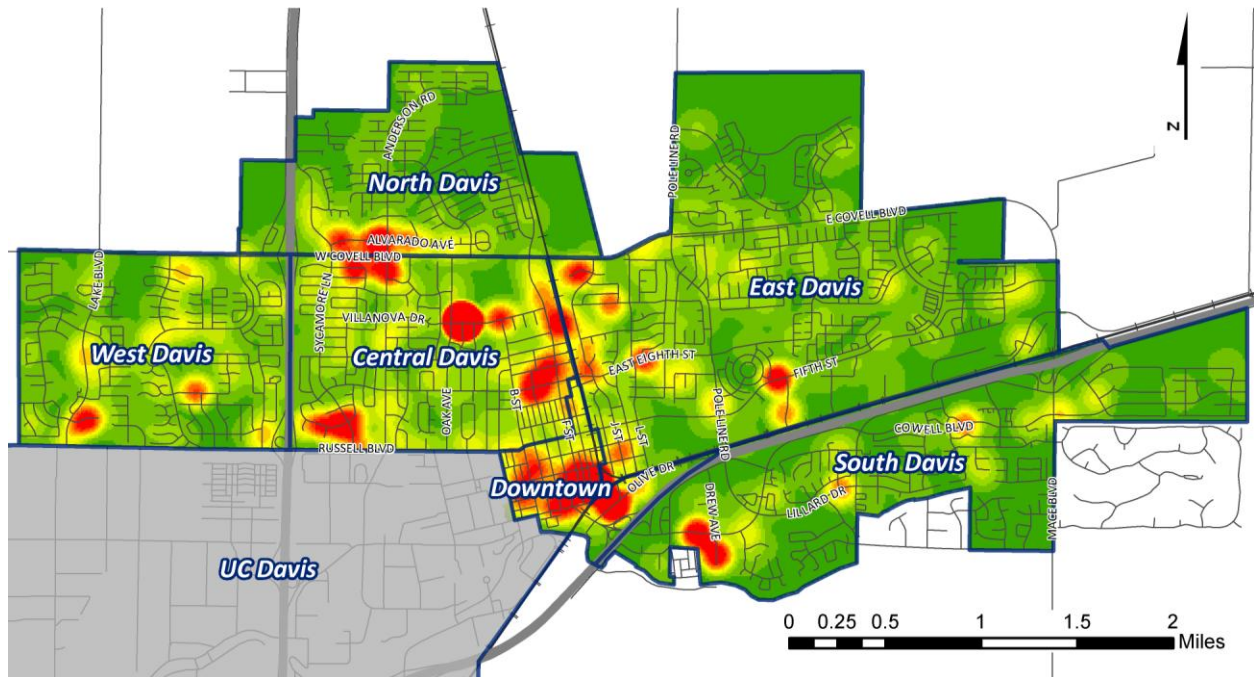
Value of Stolen Bicycles		
	Davis	UC Davis
Total Number of Bicycles Stolen	1376	1791
Total Value of Bicycles Stolen	\$675,028	\$555,440
Average Value of Bicycles Stolen	\$491	\$310
Median Value of Bicycles Stolen	\$350	\$301



Location Trends

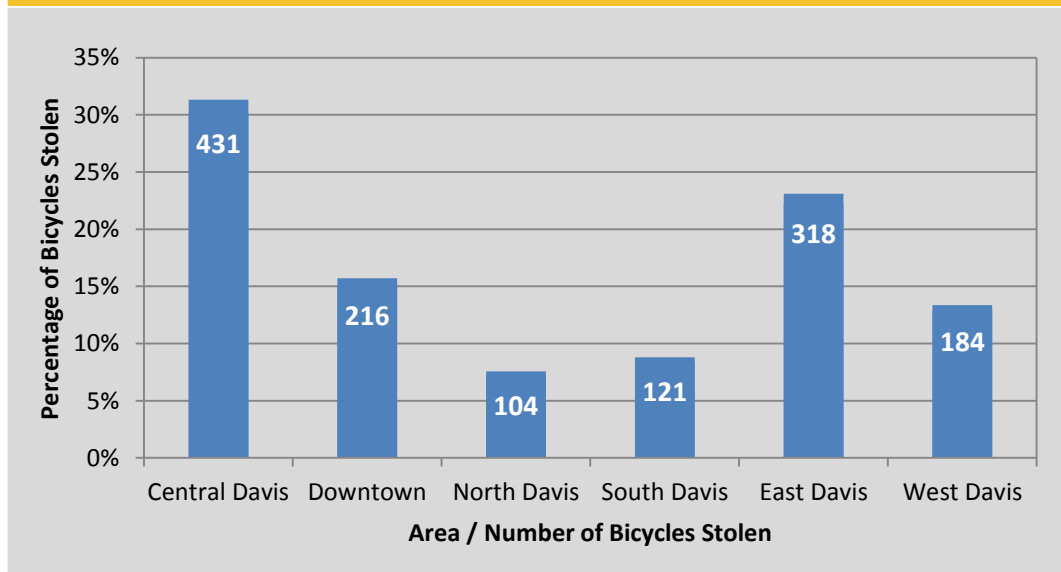
Bicycle Theft Hot Spots

Reported Bicycle Thefts in Davis, 2009-2012



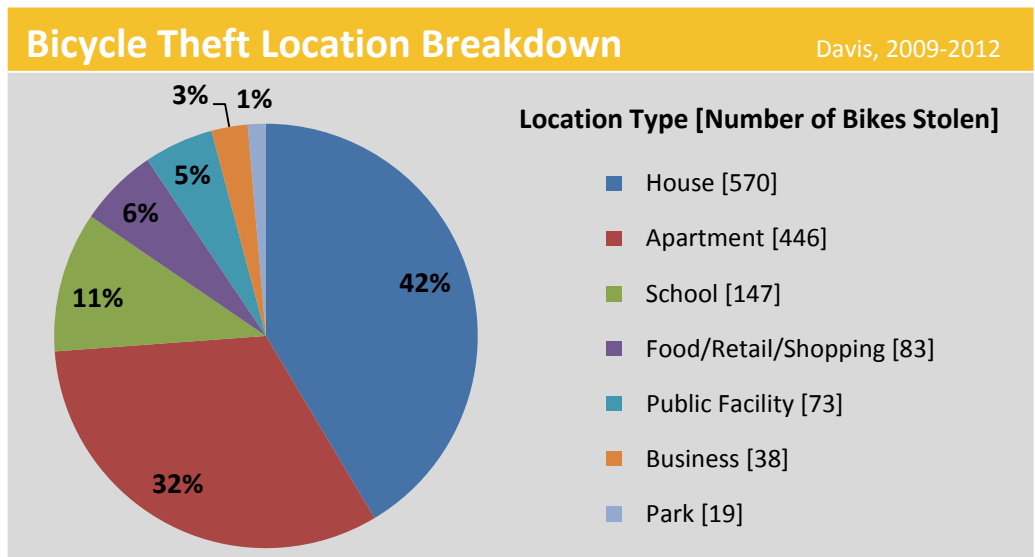
Bicycle Theft Area Breakdown

Davis, 2009-2012



Bicycle theft hot spots tend to show in areas with high volumes of bicycle parking, including these key areas:

- Downtown
- Amtrak Station
- Schools
- Apartments
 - Along Alvarado Ave
 - Along Olive Dr
 - Along F St
 - Along J St
 - Near D St and E 8th St
 - Near Cantrill Dr and 5th St
 - Near Cowell Blvd and Drew Ave
 - Near Lake and Portage Bay West

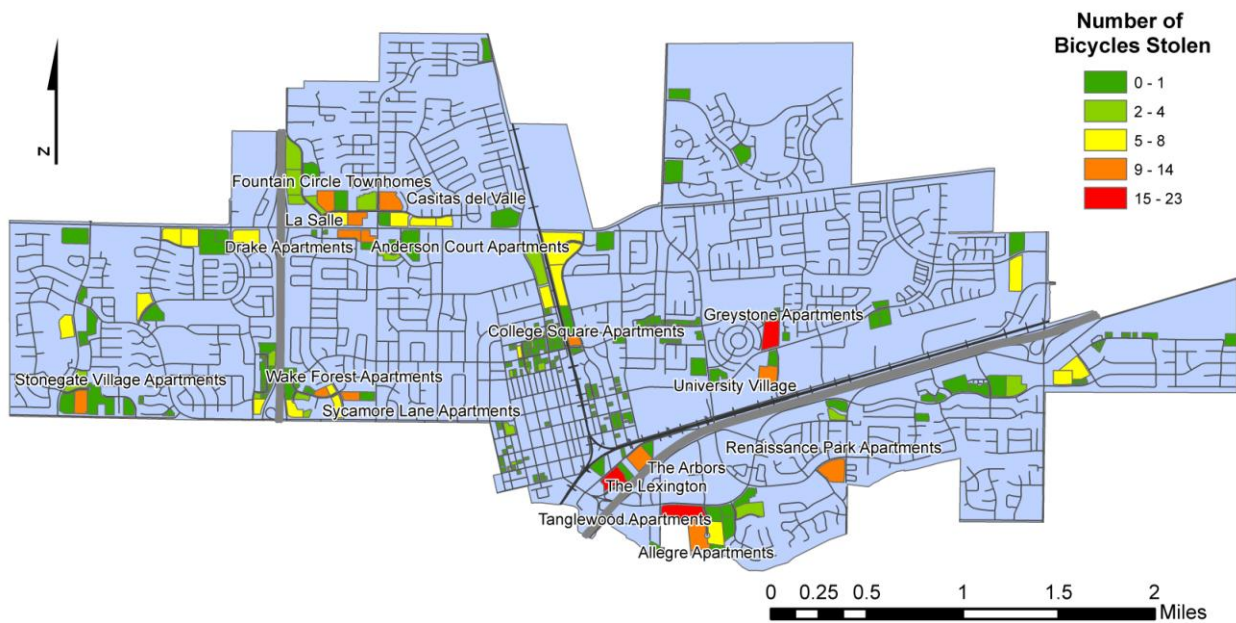


The bicycle theft hot spots can guide targeted education to bicyclists about current risks and the proper methods for securing their bike.

Bicycle theft at apartment complexes represents a large percentage of overall bicycle theft. Tenants can be better informed about the current risks of not securely locking their bikes. Apartment owners also can be encouraged to upgrade their bicycle parking to allow for more security.

Bicycle Theft at Apartments

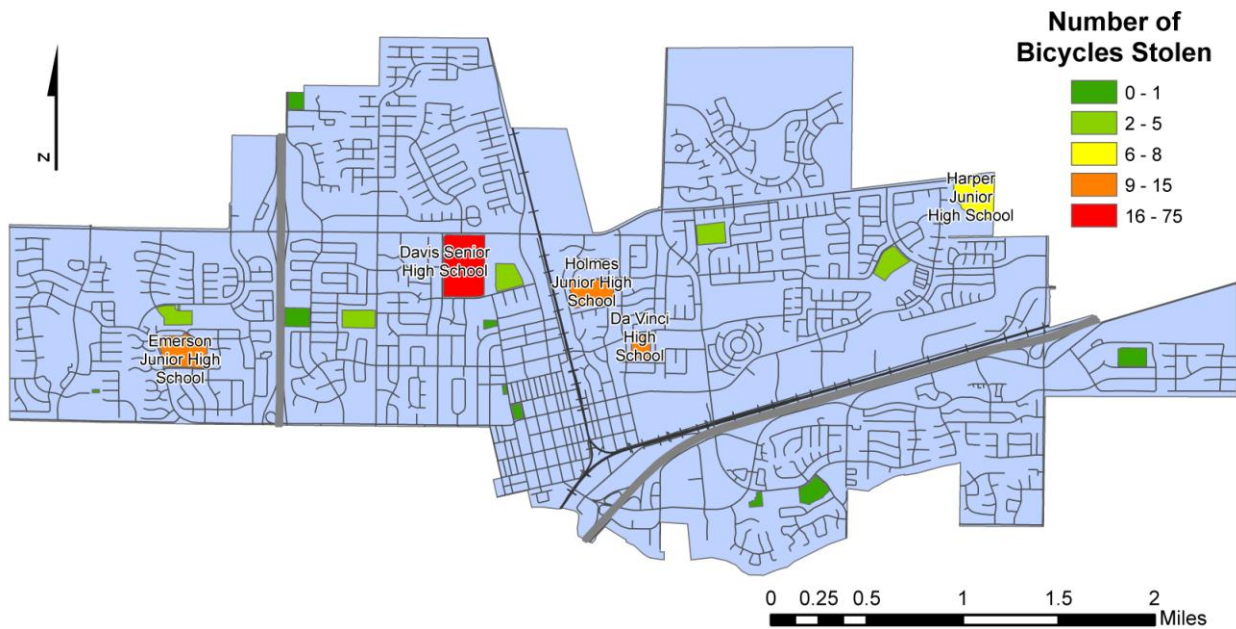
Reported Bicycle Thefts in Davis, 2009-2012



Apartments	Number of Bicycles Stolen	Number of Units
Lexington Apartments	23	121
Tanglewood Apartments	19	160
Greystone Apartments	15	160
La Salle Apartments	14	98
Stonegate Village Apartments	12	148
Sycamore Lane Apartments	12	100
Drake Apartments	11	93
University Village Apartments	11	84
Allegre Apartments	10	150
Fountain Circle Apartments	10	105
Wake Forest Apartments	10	68
Anderson Court Apartments	9	74
Casitas Del Valle Apartments	9	89
College Square Apartments	9	119
Renaissance Park Apartments	9	176
The Arbors	9	120
Aggie Square Apartments	8	100
Glacier Point Apartments	8	98
Viking Apartments	8	35

Bicycle Theft at Schools

Reported Bicycle Thefts in Davis, 2009-2012



School	Number of Bicycles Stolen	Enrollment
Davis High School	75	1747
Da Vinci High School	15	568
Emerson Junior High School	13	404
Holmes Junior High School	12	723
Harper Junior High School	8	659
Korematsu Elementary School	5	525
Cesar Chavez Elementary School	5	628
Birch Lane Elementary School	4	598
Patwin Elementary	3	427
North Davis Elementary School	3	602
M.L. King Jr High School	1	53

Schools represent another key area of bicycle theft. Schools can look to upgrade the security of their bike parking areas, in addition to better educating students on how to properly secure their bikes.

Bicycle Theft by Location Type

	Number of Bicycles Stolen
<u>Commercial - Food/Retail/Shopping</u>	
Davis Holiday Cinema	7
Davis Commons	6
Nugget Market (Covell)	6
Target	5
Save Mart	4
B&L Bike Shop	3
Bistro 33	3
University Mall	3
<u>Public Facility</u>	
Amtrak	37
Yolo County Library	8
Veterans Memorial Center	5
Bicycling Hall Of Fame	4
Davis Police Department	3
<u>Park</u>	
Central Park	6
Slide Hill Park	3
Arroyo Park	2
Civic Center Park	2
Little League Park	2

Bicycle theft at the Amtrak train station is relatively high, as it is a reflection of the large number of people parking their bikes at that location. This area can be improved by offering more secure bike parking, especially as it serves as a main transportation hub for the city.