

# State of the City

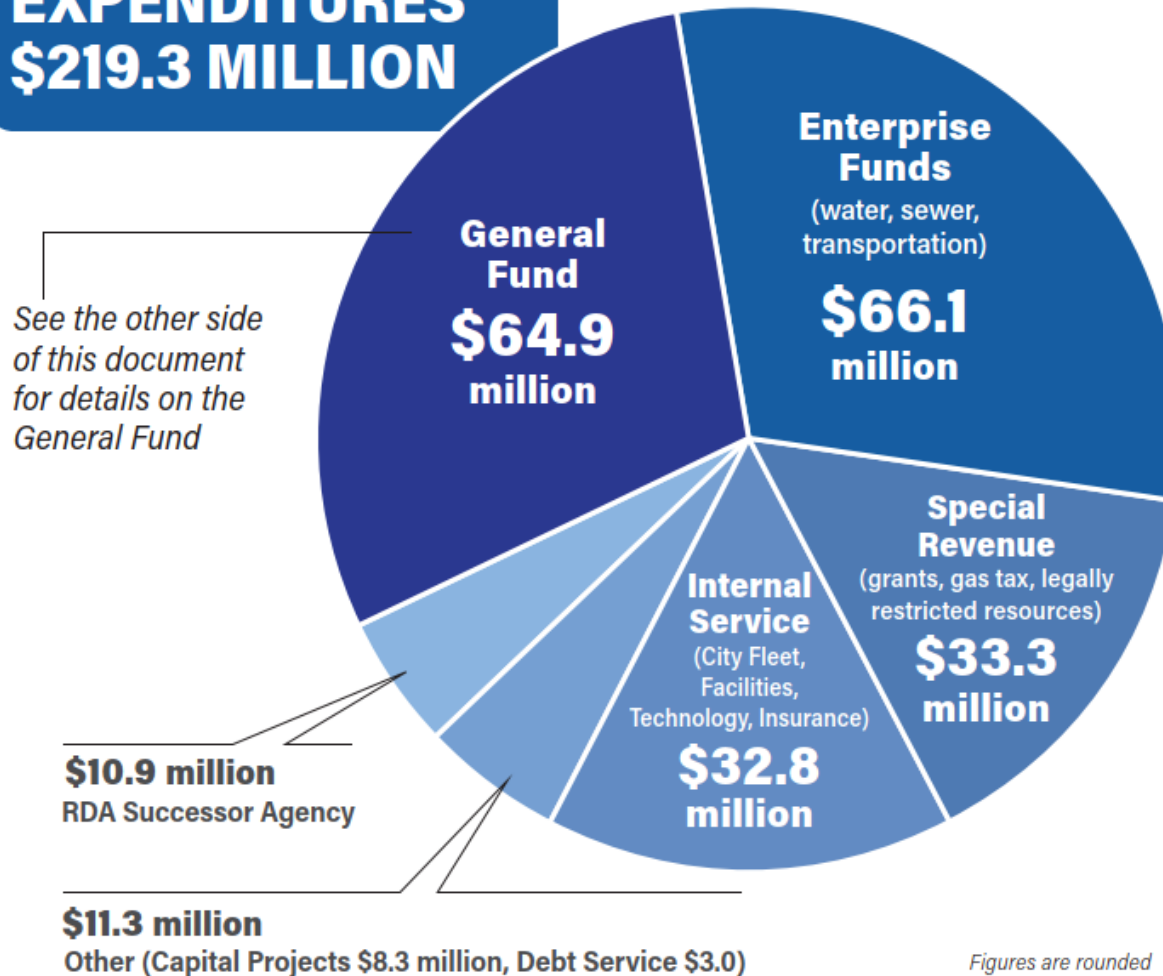
Davis Chamber of  
Commerce Presentation  
February 3, 2021

Gloria Partida  
Mayor  
[gpartida@cityofdavis.org](mailto:gpartida@cityofdavis.org)

Mike Webb  
City Manager  
[MWebb@cityofdavis.org](mailto:MWebb@cityofdavis.org)

# Citywide Expenditures

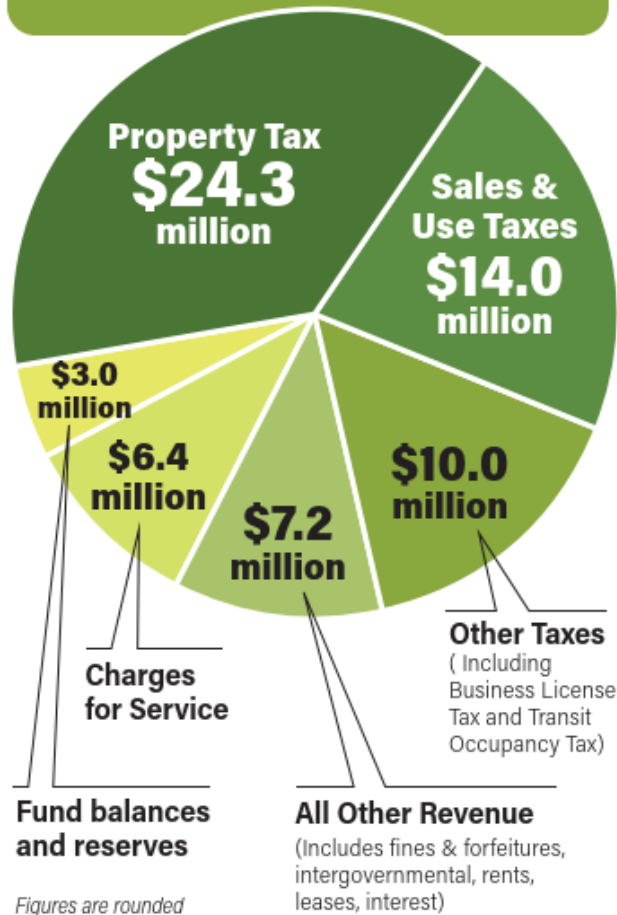
**EXPENDITURES  
\$219.3 MILLION**



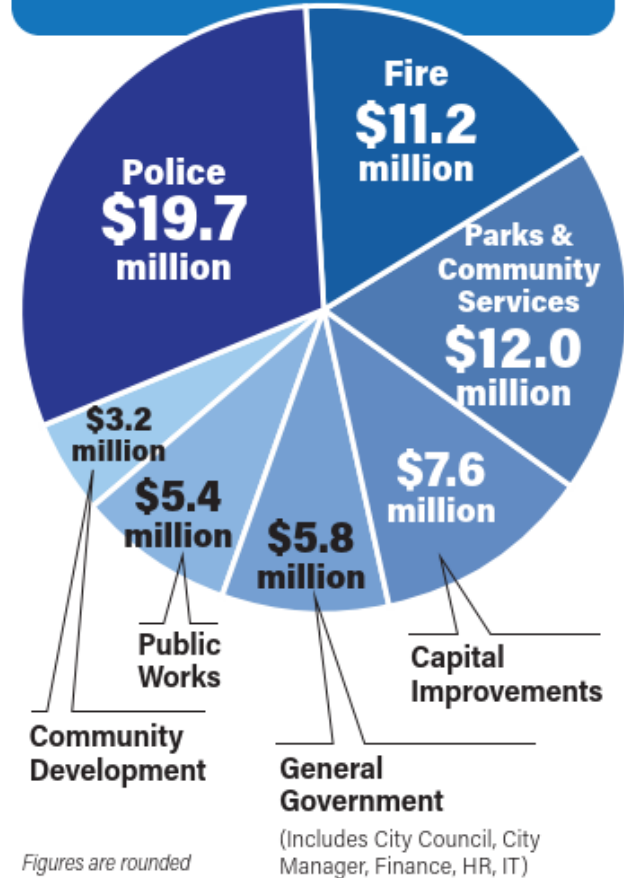
Figures are rounded

# General Fund Sources and Uses

## REVENUE \$64.9 MILLION



## EXPENDITURES \$64.9 MILLION

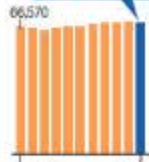




# BUDGET IN BRIEF

FY 2020-2021 ADOPTED BUDGET

Population  
**69,183**



Source: California Department of Finance

Davis covers  
**10.5**  
square miles

**38,886**  
Registered  
voters, July 2020

Source: California Secretary of State

**\$60,619**  
Median household  
income, 2019

Source: U.S. Census

**\$674,600**  
Median home value,  
2019

Source: U.S. Census

**5.3%**  
Unemployment  
Rate, Sept. 2020

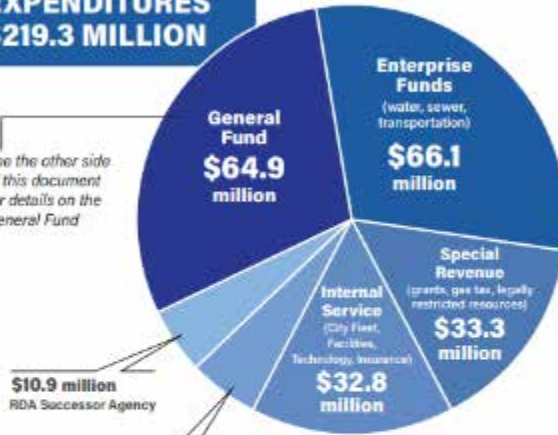
Source: California Employment  
Development Department

**4.92%**  
Increase in 2020  
property assessed  
valuation

## FY 2020/21 CITYWIDE TOTAL

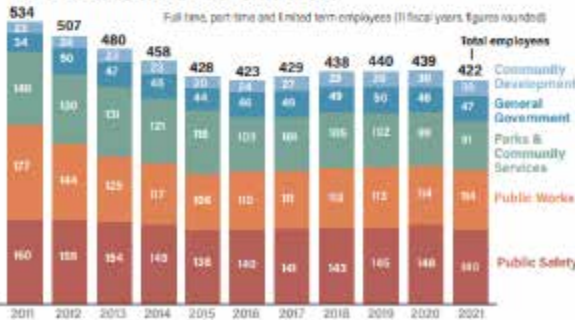
### EXPENDITURES \$219.3 MILLION

See the other side  
of this document  
for details on the  
General Fund



Figures are rounded

## CITY EMPLOYEES BY FUNCTION



# BUDGET IN BRIEF

FY 2020-2021 ADOPTED BUDGET

## What the City takes care of

**179**  
miles of streets

**167** miles of  
sewer mains

**194** miles  
of water mains

**49,239**  
tons of trash/  
recyclables

**56** miles  
of bike lanes

**36** parks

**477** acres  
of maintained  
landscape

**38,240**  
City trees

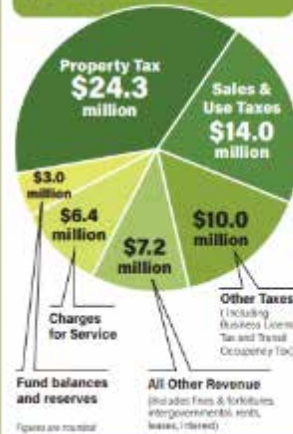
**6,971**  
Utility accounts

**42,390**  
Police calls for  
service

**5,277**  
Fire calls for  
service

## GENERAL FUND FY 2020/21

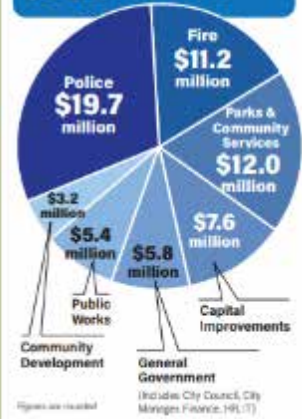
### REVENUE \$64.9 MILLION



Figures are rounded

## GENERAL FUND FY 2020/21

### EXPENDITURES \$64.9 MILLION



Figures are rounded

## General Fund Revenue projections, COVID-19 impact

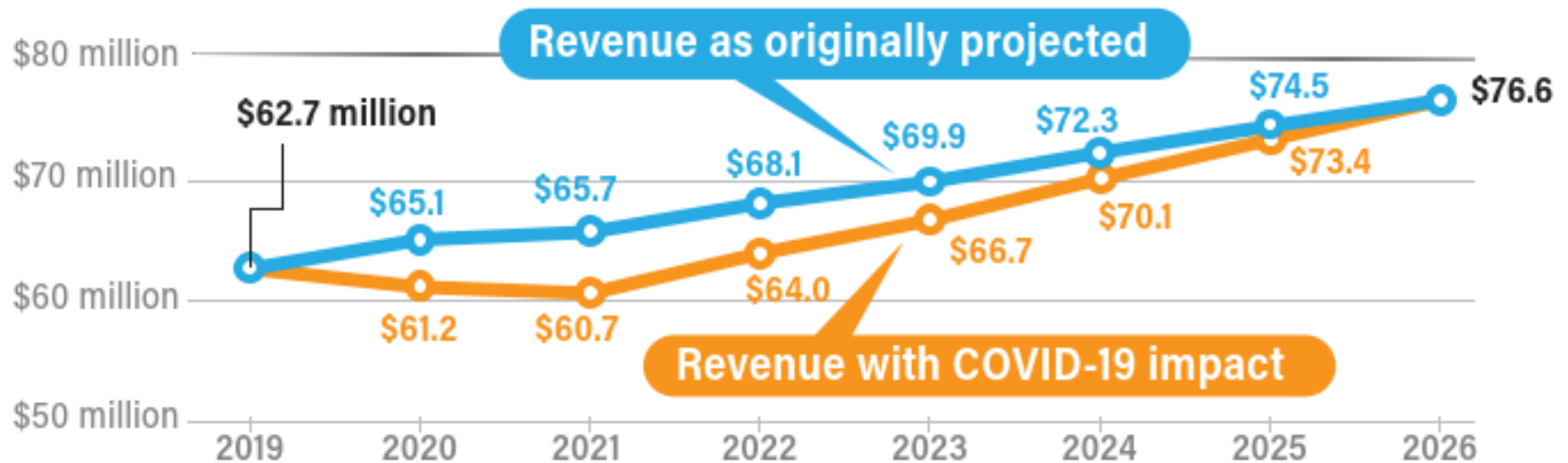


Why does my  
\$10 purchase  
cost me \$10.83?

\$31 is collected  
in sales tax.  
Most goes to the  
state, 20% goes to  
the City of Davis.



# General Fund Revenue Projection COVID-19 Impact



# Grant Funding

- Since 2017, City has received **\$25 mil** in grant funding; **\$6.3 mil** currently pending
- 2020 funding included funding for flood mitigation, open space, business support, parks & playgrounds enhancement, resources for the unhoused
- City maintains a grant inventory and a three-year funding plan with a grant matching fund

# City Response to COVID-19

- State of Emergency Declared March 17, 2020
- City Emergency Operations Center (EOC) Convened



# City Response to COVID-19

- Eviction Moratorium and Utility Late Fees Waiver
- Federal CARES Act Funding to Help with Pandemic Costs



# Healthy Davis Together

Providing resources to prevent spread of COVID-19 and PPE offered weekly at no charge to support local businesses

- 3 test sites now open – customers & staff
- Resources to safely quarantine and isolate
- HDT Partners offering reimbursement grants and gift card incentive programs
- Communication of good health practices

# HDT Business Partners Program Highlights

- 2 program coordinators working 40 hours/week
- 10 team members (“ambassadors”) working approximately 20 hours/week
- 109 confirmed business partners
- 856 total businesses contacted (at least once) by an ambassador
- 1,483 total ambassador contacts to businesses
- Business support grant applications in process
- Gift cards being purchased and in process of being distributed

# Healthy Davis Together

Need a resolution?  
Get tested twice a week.

HEALTHY DAVIS TOGETHER

New year. New you.  
Same COVID-19 precautions.

HEALTHY DAVIS TOGETHER



Healthy Davis Together: "It Takes Everyone" with Mayor Gloria Partida

AND get tested  
twice a week

HEALTHY DAVIS TOGETHER

**Davis City**  
January 7 at 5:38 PM

The UC Davis Genome Center processed its 100,000th COVID-19 test. Starting this month, up to 8,000 COVID-19 saliva-based tests can be processed daily. Help slow the spread by getting tested regularly. Visit [HealthyDavisTogether.org/testing](https://HealthyDavisTogether.org/testing)

**100,000**  
COVID-19 tests and going strong.

UC Davis **genome center** HEALTHY DAVIS TOGETHER

122

29 Comments 32 Shares



# City Response to COVID-19



# Emergencies Within Our Emergency

Fires, heat and storms – oh my!



# City Construction Projects





# Construction Projects on the Horizon

CalTrans I-80/Richards & Pole  
Line/Olive Dr Connection





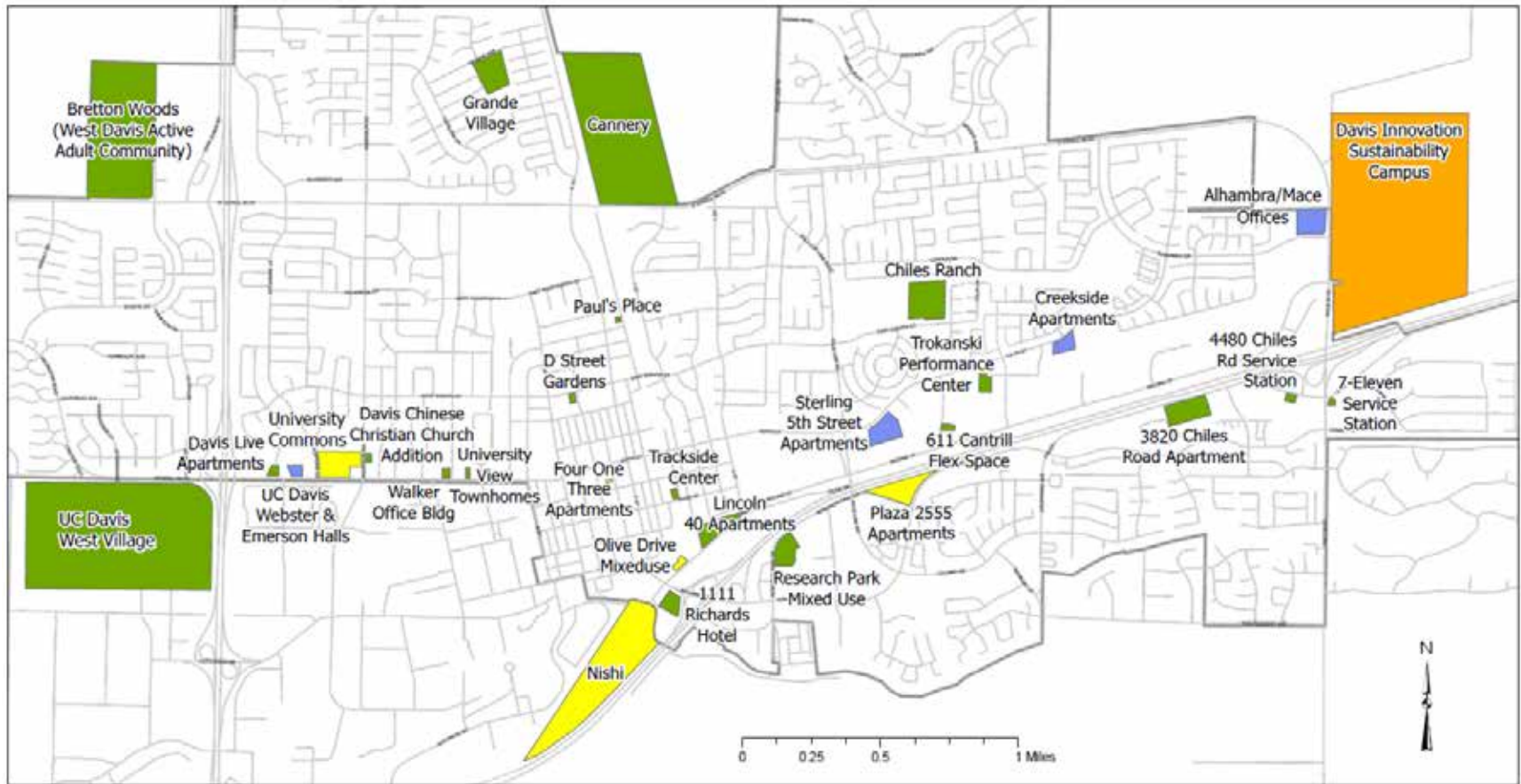
# City Pavement Plan

- City has a substantial investment in the street and bike path network (\$308 Million)
- Allocated maintenance funding at \$5.1 million was insufficient
- Pavement subcommittee has identified solutions to close the funding gap and achieve target pavement conditions – bike paths at \$12.2 mil over 10 yrs and streets at \$70 mil over 10 yrs

# Development Activity



# Major Development Projects



Major Current and Potential Projects  
For General Information Only  
February 2021

- Potential Land Entitlements Needed
- Land Use Entitlements Approved; Subject to Voter Approval
- Land Use Entitlements in Review
- Pending/Under Construction
- Recently Completed

# Affordable Housing Summary

Pending Rental Projects	units	notes
Mutual Housing at 5 <sup>th</sup> St (Sterling)	38	Under construction
Lincoln 40	71 beds	Under construction
Davis Live	66 beds	Under construction
Bretton Woods (WDAAC)	150	Seniors
Nishi	330 beds	
3820 Chiles Road	NA	Housing Trust Fund \$
University Commons Mixed-Use	26	
Paul's Place	18, 10, 4	
University Research Park Mixed-Use	NA	Housing Trust Fund
Plaza 2555	10 + 1d	YCN land dedication
Creekside Apartments	90	Recently completed



# Homelessness

## Key Initiatives

- Extension of Daytime Respite Center
- Pursuit of Sanctioned Camping
- Project Roomkey



# Homelessness

## Key Initiatives

- Davis Emergency Shelter Program (DESP)
- Homeless Outreach Team



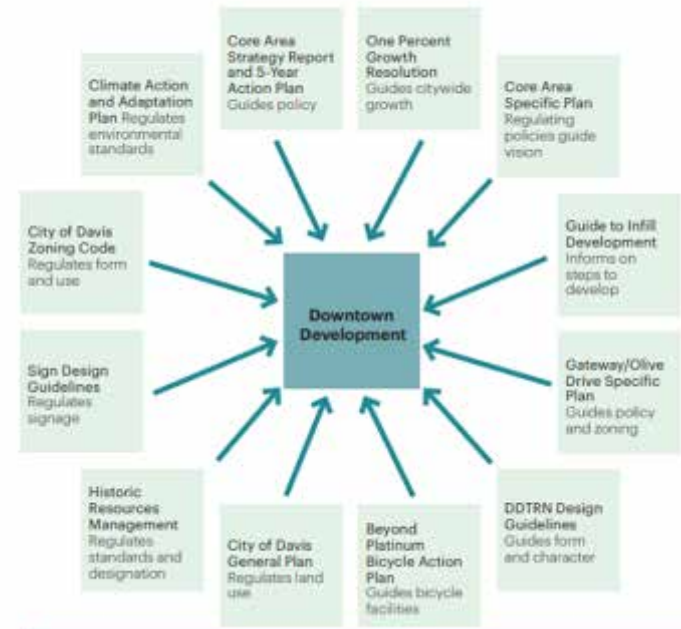

# Policy and Planning Efforts

Per the now approved Regional Housing Needs Plan, the City of Davis will be responsible to provide adequate land for the development of 2,075 housing units during the RHNA planning period. The allocation of units by income level is shown in the table below.

Lower Income Units				Higher Income Units		Total RHNA
Very Low (includes Extremely Low)	Low	Very Low + Low	% of Total RHNA (VL+L)	Moderate	Above Moderate	
580	350	930	44.8%	340	805	2,075

## HOUSING ELEMENT UPDATE

# Policy and Planning Efforts



## DOWNTOWN PLAN UPDATE



# Public Safety Resources

- Emergencies – Dial 9-1-1
- For non-emergency requests for Police or Fire, call 530-747-5400.
- Online crime reporting tool
- Chief Pytel will be conducting a Crime Prevention Q & A Webinar on Zoom on Tuesday, **Feb. 9, at 5:30 p.m.**

**Gloria Partida**  
**Mayor**  
**[gpartida@cityofdavis.org](mailto:gpartida@cityofdavis.org)**

**Mike Webb**  
**City Manager**  
**[mwebb@cityofdavis.org](mailto:mwebb@cityofdavis.org)**