

Student Travel Tally Report: One School in One Data Collection Period

School Name: Cesar Chavez Elementary School

Set ID: 31701

School Group: Street Smarts

Month and Year Collected: October 2021

School Enrollment: 518

Date Report Generated: 11/09/2021

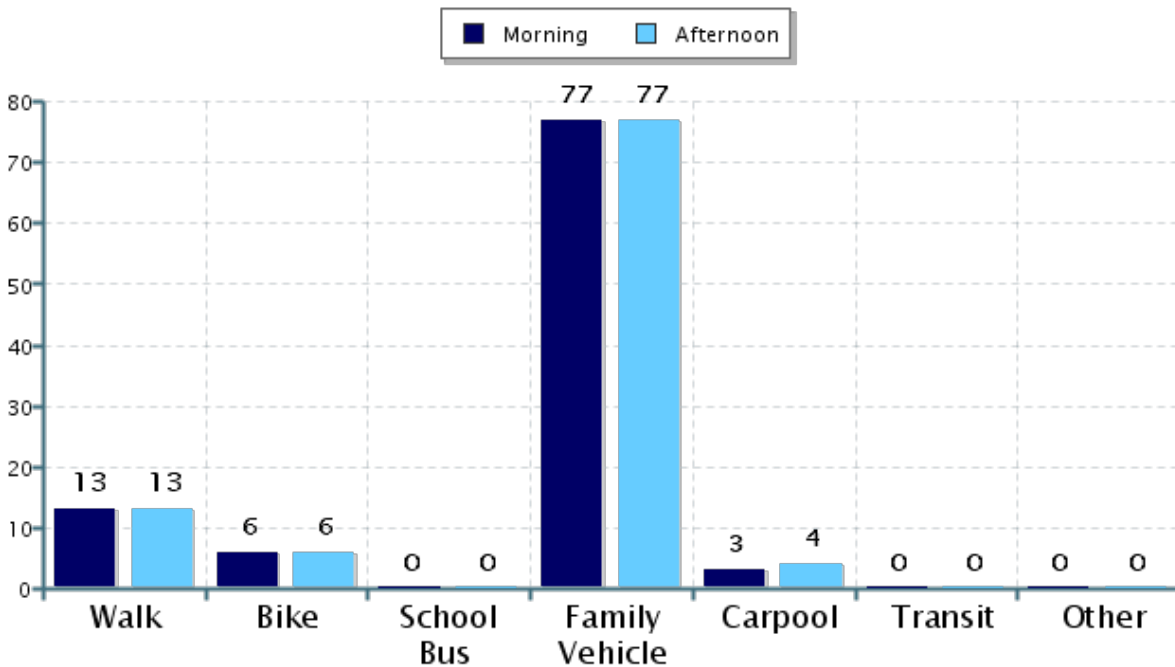
% of Students reached by SRTS activities: 26%-50%

Tags:

**Number of Classrooms
Included in Report:** 5

This report contains information from your school's classrooms about students' trip to and from school. The data used in this report were collected using the in-class Student Travel Tally questionnaire from the National Center for Safe Routes to School.

Morning and Afternoon Travel Mode Comparison



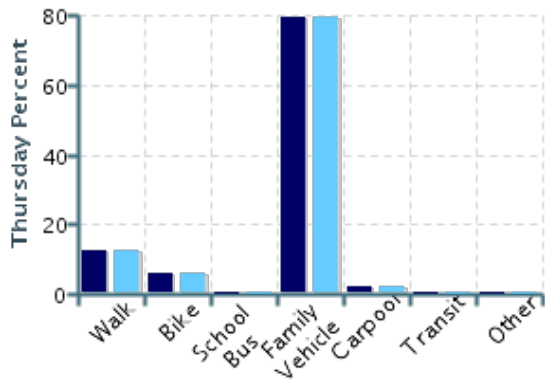
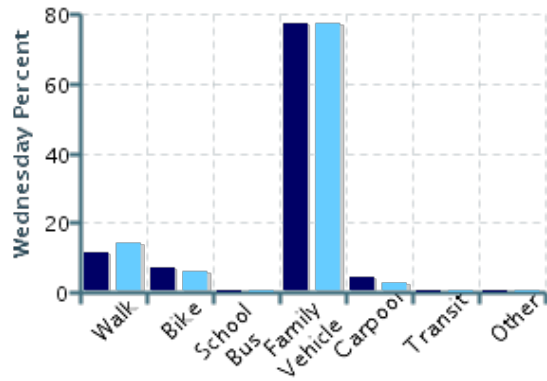
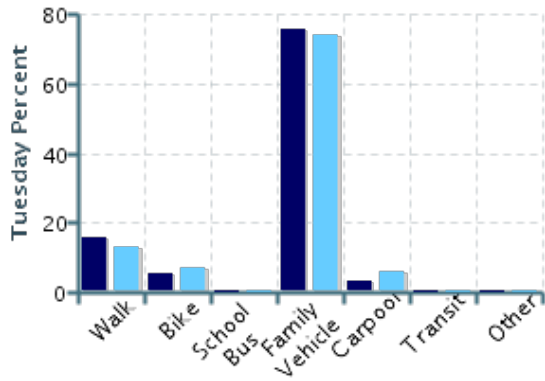
Morning and Afternoon Travel Mode Comparison

	Number of Trips	Walk	Bike	School Bus	Family Vehicle	Carpool	Transit	Other
Morning	209	13%	6%	0%	77%	3%	0%	0%
Afternoon	188	13%	6%	0%	77%	4%	0%	0%

Percentages may not total 100% due to rounding.

Morning and Afternoon Travel Mode Comparison by Day

■ Morning ■ Afternoon

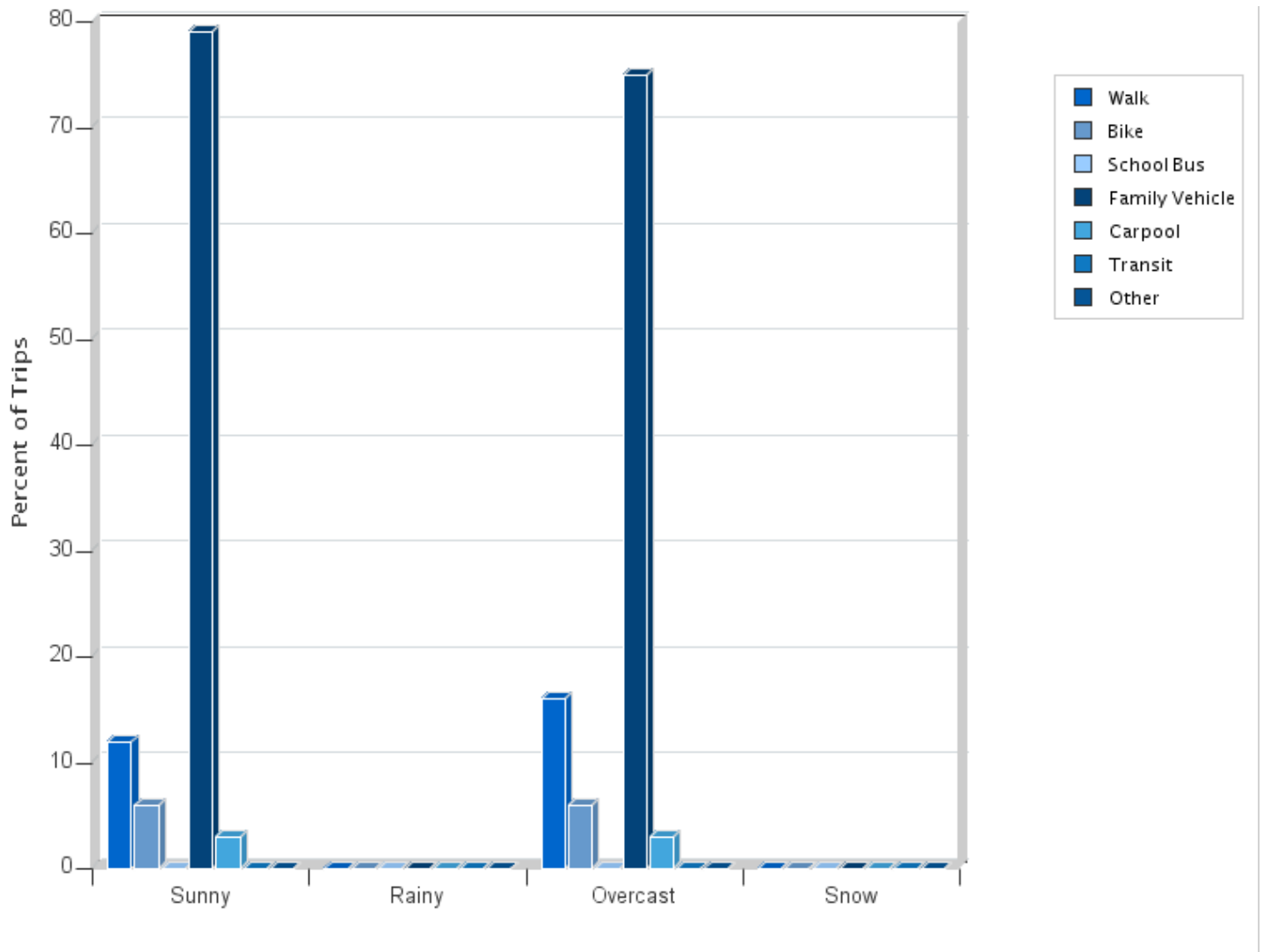


Morning and Afternoon Travel Mode Comparison by Day

	Number of Trips	Walk	Bike	School Bus	Family Vehicle	Carpool	Transit	Other
Tuesday AM	90	16%	6%	0%	76%	3%	0%	0%
Tuesday PM	69	13%	7%	0%	74%	6%	0%	0%
Wednesday AM	70	11%	7%	0%	77%	4%	0%	0%
Wednesday PM	70	14%	6%	0%	77%	3%	0%	0%
Thursday AM	49	12%	6%	0%	80%	2%	0%	0%
Thursday PM	49	12%	6%	0%	80%	2%	0%	0%

Percentages may not total 100% due to rounding.

Travel Mode by Weather Conditions



Travel Mode by Weather Condition

Weather Condition	Number of Trips	Walk	Bike	School Bus	Family Vehicle	Carpool	Transit	Other
Sunny	289	12%	6%	0%	79%	3%	0%	0%
Rainy	0	0%	0%	0%	0%	0%	0%	0%
Overcast	67	16%	6%	0%	75%	3%	0%	0%
Snow	0	0%	0%	0%	0%	0%	0%	0%

Percentages may not total 100% due to rounding.