

Student Travel Tally Report: One School in One Data Collection Period

School Name: Davinci Junior High

Set ID: 31703

School Group: Street Smarts

Month and Year Collected: October 2021

School Enrollment: 315

Date Report Generated: 11/09/2021

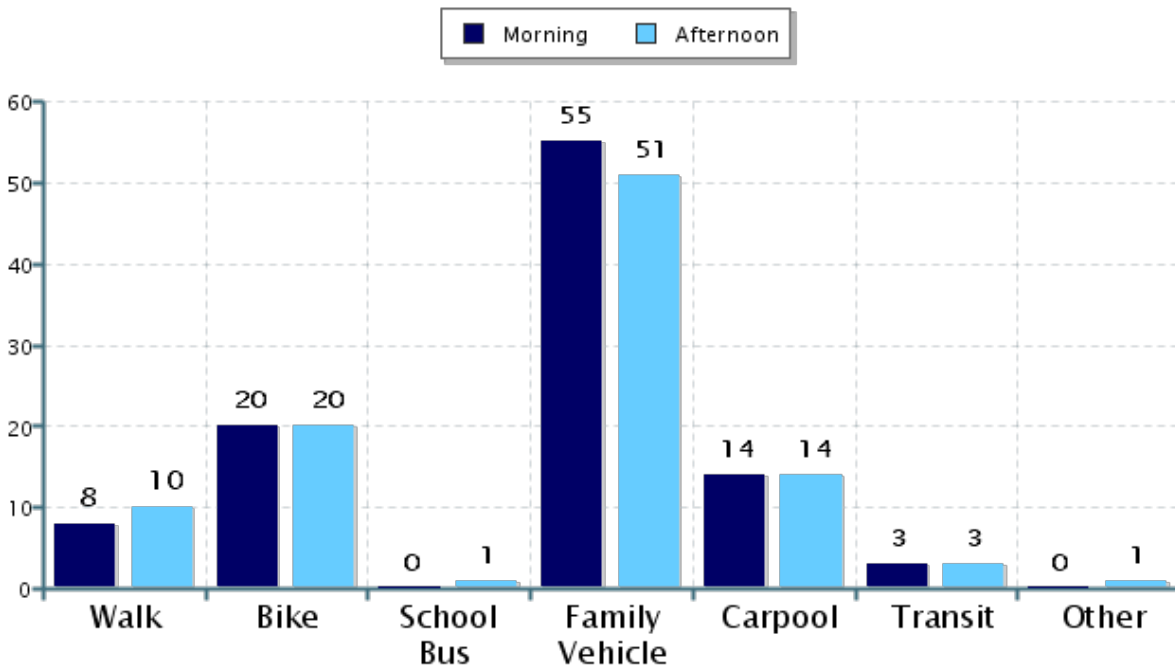
% of Students reached by SRTS activities: 26%-50%

Tags:

**Number of Classrooms
Included in Report:** 15

This report contains information from your school's classrooms about students' trip to and from school. The data used in this report were collected using the in-class Student Travel Tally questionnaire from the National Center for Safe Routes to School.

Morning and Afternoon Travel Mode Comparison



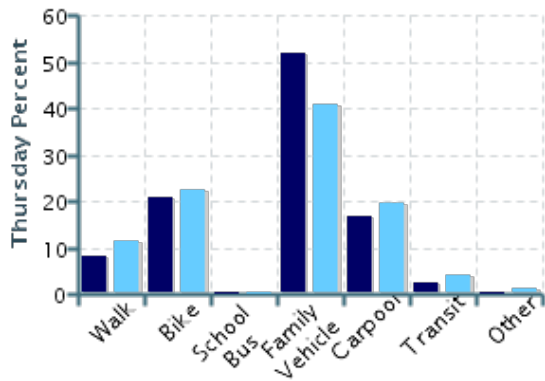
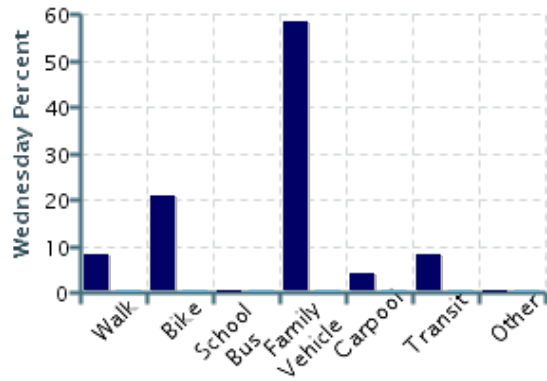
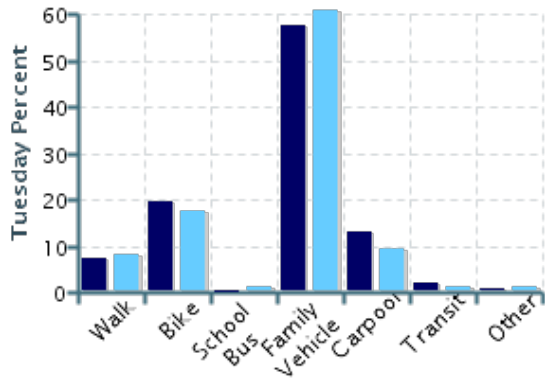
Morning and Afternoon Travel Mode Comparison

	Number of Trips	Walk	Bike	School Bus	Family Vehicle	Carpool	Transit	Other
Morning	390	8%	20%	0%	55%	14%	3%	0.3%
Afternoon	145	10%	20%	0.7%	51%	14%	3%	1%

Percentages may not total 100% due to rounding.

Morning and Afternoon Travel Mode Comparison by Day

■ Morning ■ Afternoon

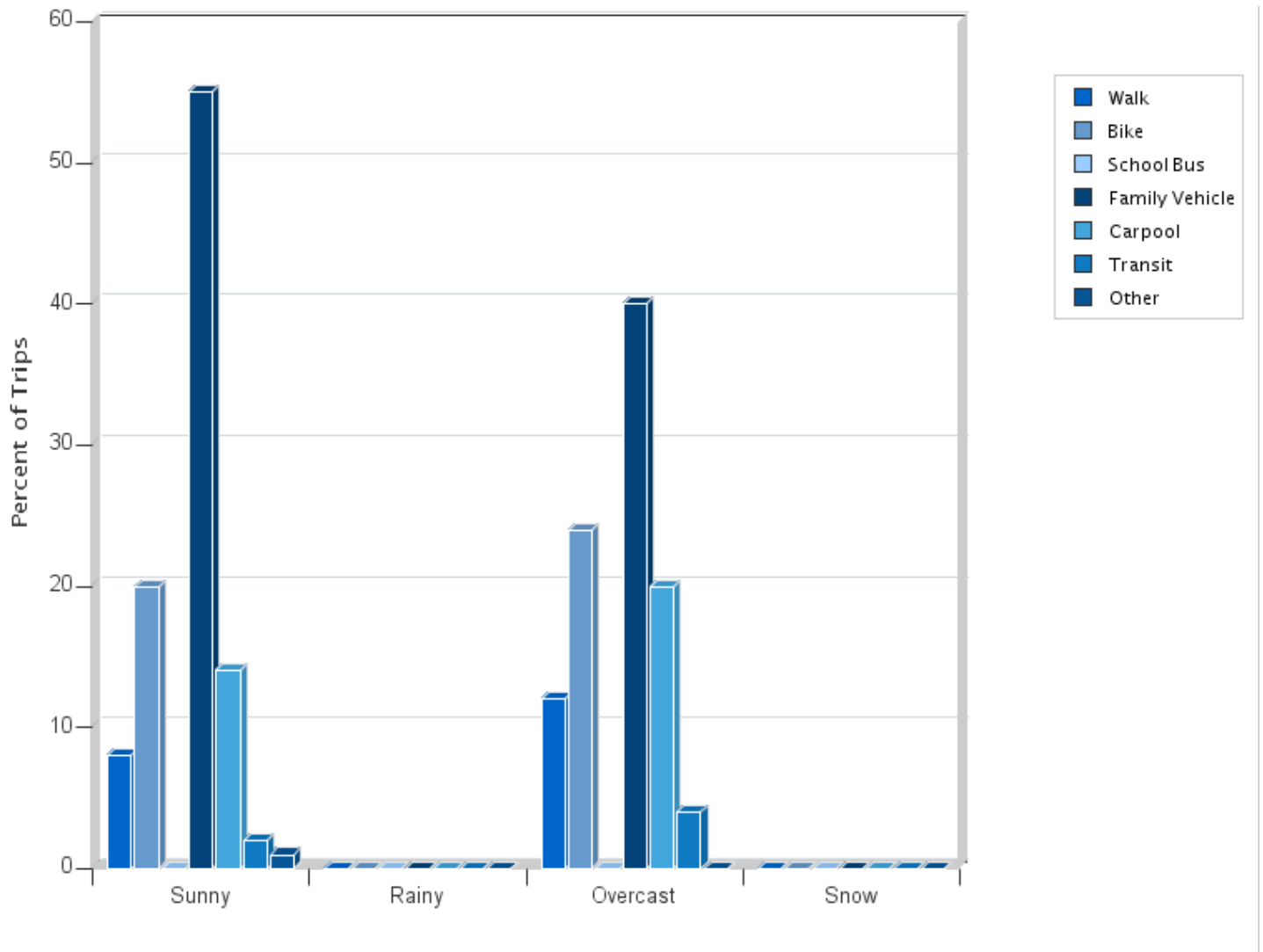


Morning and Afternoon Travel Mode Comparison by Day

	Number of Trips	Walk	Bike	School Bus	Family Vehicle	Carpool	Transit	Other
Tuesday AM	193	7%	20%	0%	58%	13%	2%	0.5%
Tuesday PM	74	8%	18%	1%	61%	9%	1%	1%
Wednesday AM	24	8%	21%	0%	58%	4%	8%	0%
Wednesday PM		0%	0%	0%	0%	0%	0%	0%
Thursday AM	173	8%	21%	0%	52%	17%	2%	0%
Thursday PM	71	11%	23%	0%	41%	20%	4%	1%

Percentages may not total 100% due to rounding.

Travel Mode by Weather Conditions



Travel Mode by Weather Condition

Weather Condition	Number of Trips	Walk	Bike	School Bus	Family Vehicle	Carpool	Transit	Other
Sunny	485	8%	20%	0.2%	55%	14%	2%	0.6%
Rainy	0	0%	0%	0%	0%	0%	0%	0%
Overcast	50	12%	24%	0%	40%	20%	4%	0%
Snow	0	0%	0%	0%	0%	0%	0%	0%

Percentages may not total 100% due to rounding.