

Student Travel Tally Report: One School in One Data Collection Period

School Name: Davis Senior High School

Set ID: 31705

School Group: Street Smarts

Month and Year Collected: October 2021

School Enrollment: 1807

Date Report Generated: 11/09/2021

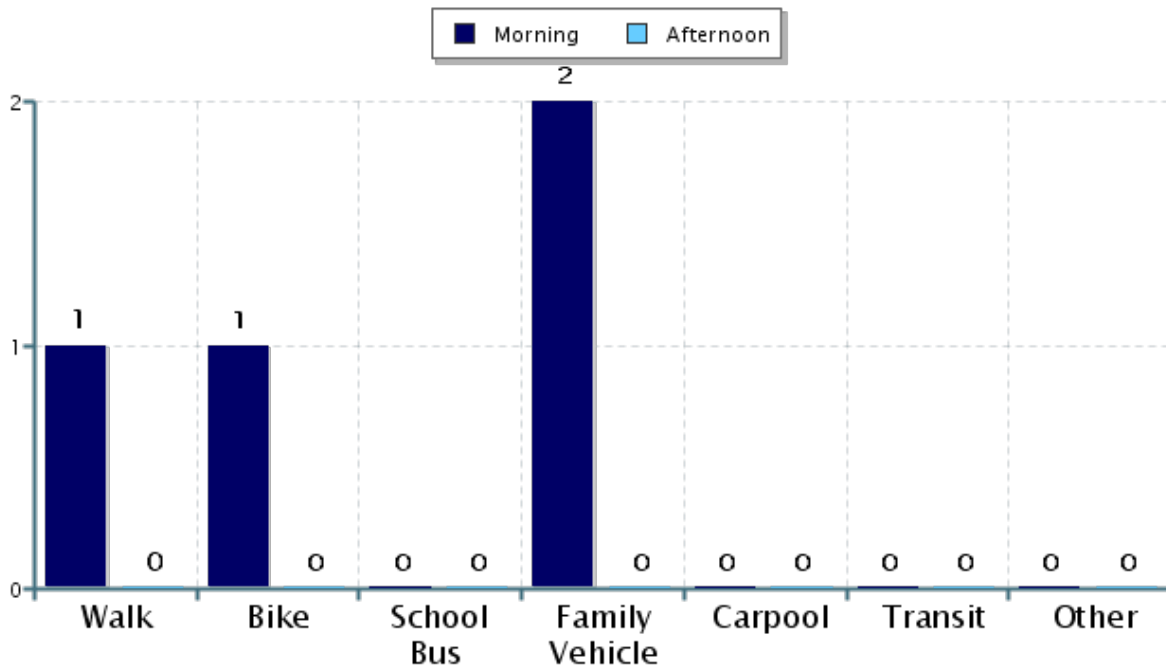
% of Students reached by SRTS activities: 26%-50%

Tags:

**Number of Classrooms
Included in Report:** 1

This report contains information from your school's classrooms about students' trip to and from school. The data used in this report were collected using the in-class Student Travel Tally questionnaire from the National Center for Safe Routes to School.

Morning and Afternoon Travel Mode Comparison



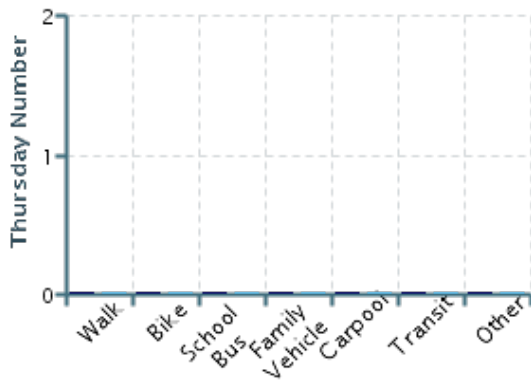
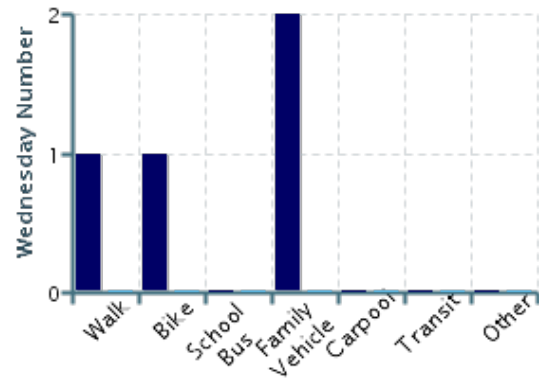
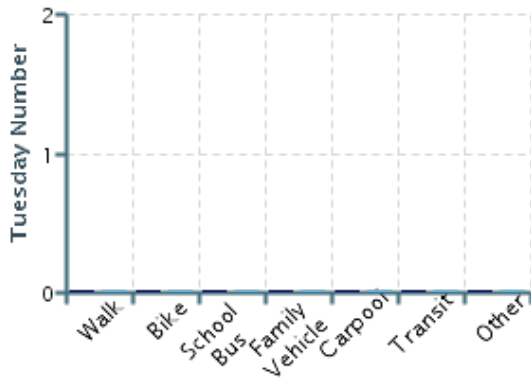
Morning and Afternoon Travel Mode Comparison

	Number of Trips	Walk	Bike	School Bus	Family Vehicle	Carpool	Transit	Other
Morning	4	1	1	0	2	0	0	0
Afternoon	0	0	0	0	0	0	0	0

Numbers rather than percentages are displayed because the number of trips was less than 30 for either the Morning or Afternoon.

Morning and Afternoon Travel Mode Comparison by Day

■ Morning ■ Afternoon

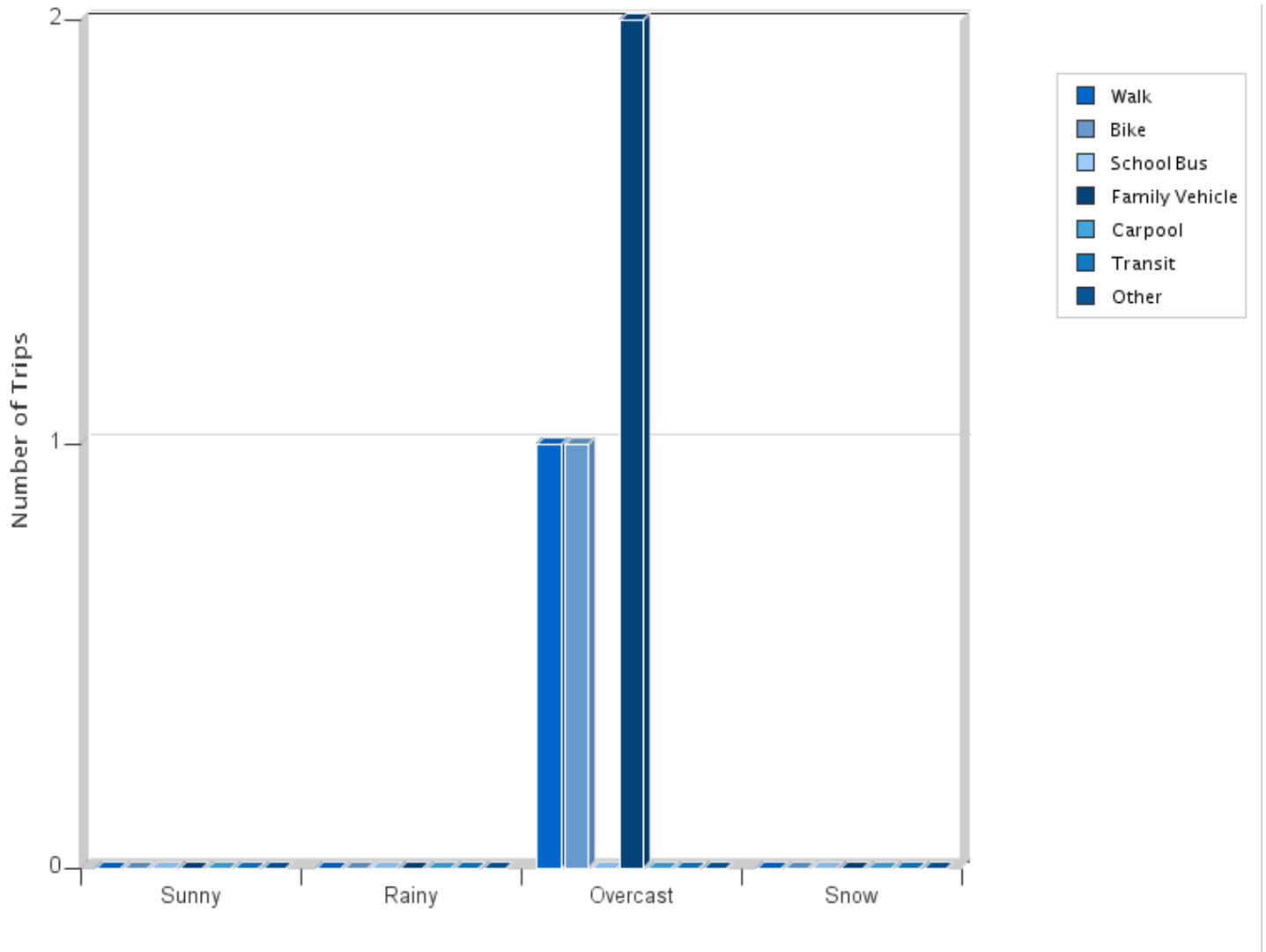


Morning and Afternoon Travel Mode Comparison by Day

	Number of Trips	Walk	Bike	School Bus	Family Vehicle	Carpool	Transit	Other
Tuesday AM		0	0	0	0	0	0	0
Tuesday PM		0	0	0	0	0	0	0
Wednesday AM	4	1	1	0	2	0	0	0
Wednesday PM		0	0	0	0	0	0	0
Thursday AM		0	0	0	0	0	0	0
Thursday PM		0	0	0	0	0	0	0

Numbers rather than percentages are displayed because the number of trips was less than 30 for one or more of the time periods reported.

Travel Mode by Weather Conditions



Travel Mode by Weather Condition

Weather Condition	Number of Trips	Walk	Bike	School Bus	Family Vehicle	Carpool	Transit	Other
Sunny	0	0	0	0	0	0	0	0
Rainy	0	0	0	0	0	0	0	0
Overcast	4	1	1	0	2	0	0	0
Snow	0	0	0	0	0	0	0	0

Numbers rather than percentage are displayed because the number of trips was less than 30 for one or more of the weather conditions.