

# Student Travel Tally Report: One School in One Data Collection Period

**School Name:** Korematsu Elementary School

**Set ID:** 31712

**School Group:** Street Smarts

**Month and Year Collected:** October 2021

**School Enrollment:** 476

**Date Report Generated:** 11/09/2021

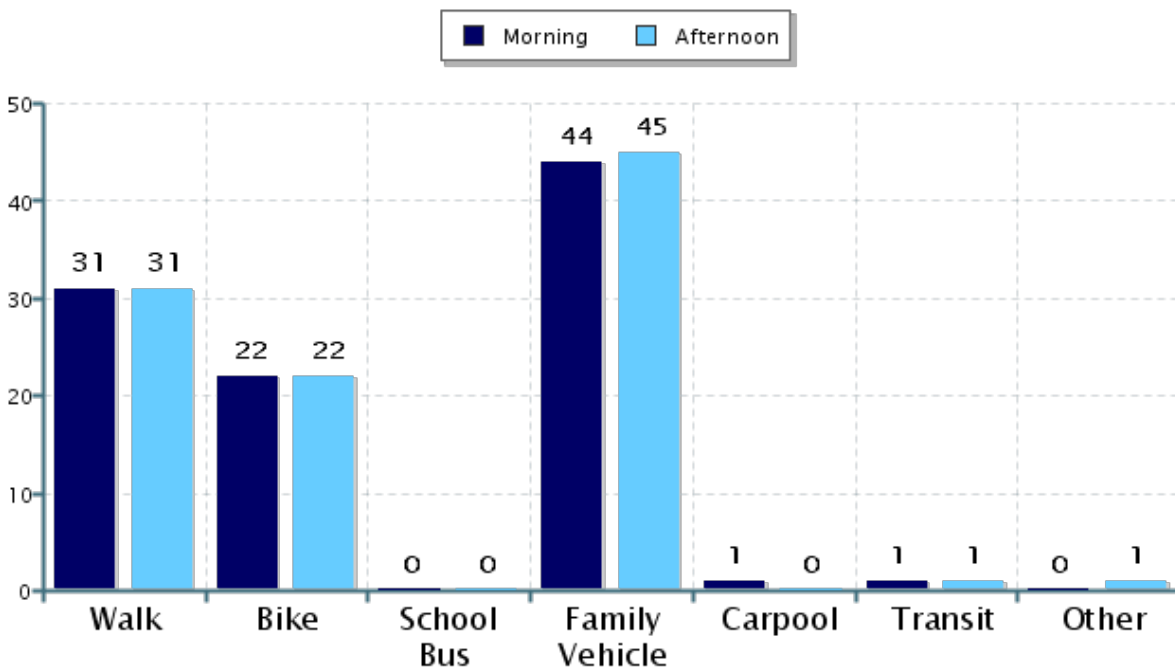
**% of Students reached by SRTS activities:** 26%-50%

**Tags:**

**Number of Classrooms  
Included in Report:** 15

This report contains information from your school's classrooms about students' trip to and from school. The data used in this report were collected using the in-class Student Travel Tally questionnaire from the National Center for Safe Routes to School.

## Morning and Afternoon Travel Mode Comparison



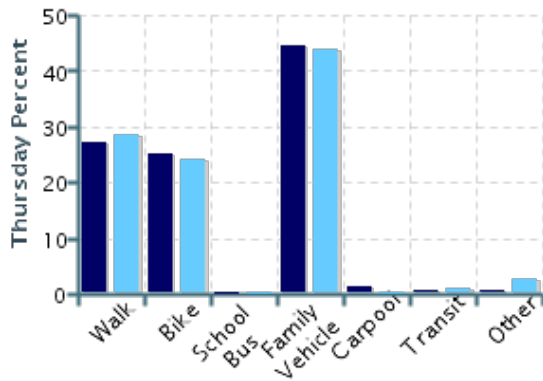
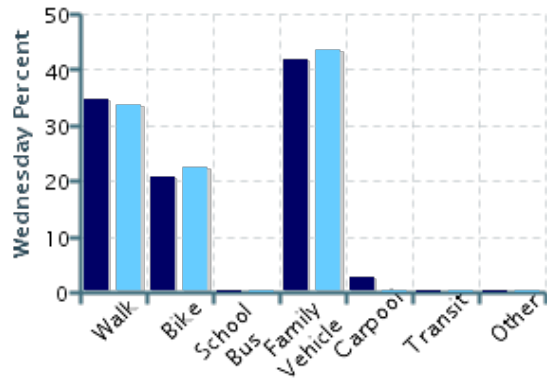
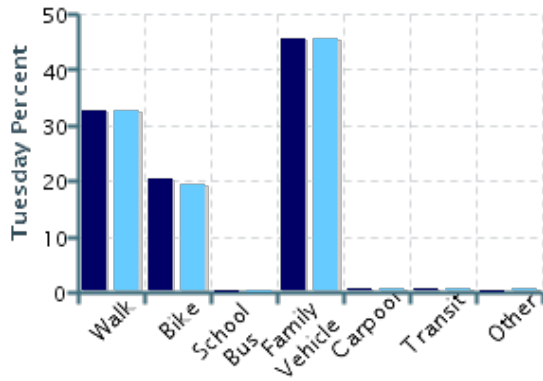
## Morning and Afternoon Travel Mode Comparison

	Number of Trips	Walk	Bike	School Bus	Family Vehicle	Carpool	Transit	Other
Morning	334	31%	22%	0%	44%	1%	0.6%	0.3%
Afternoon	310	31%	22%	0%	45%	0.3%	0.6%	1%

Percentages may not total 100% due to rounding.

## Morning and Afternoon Travel Mode Comparison by Day

■ Morning ■ Afternoon

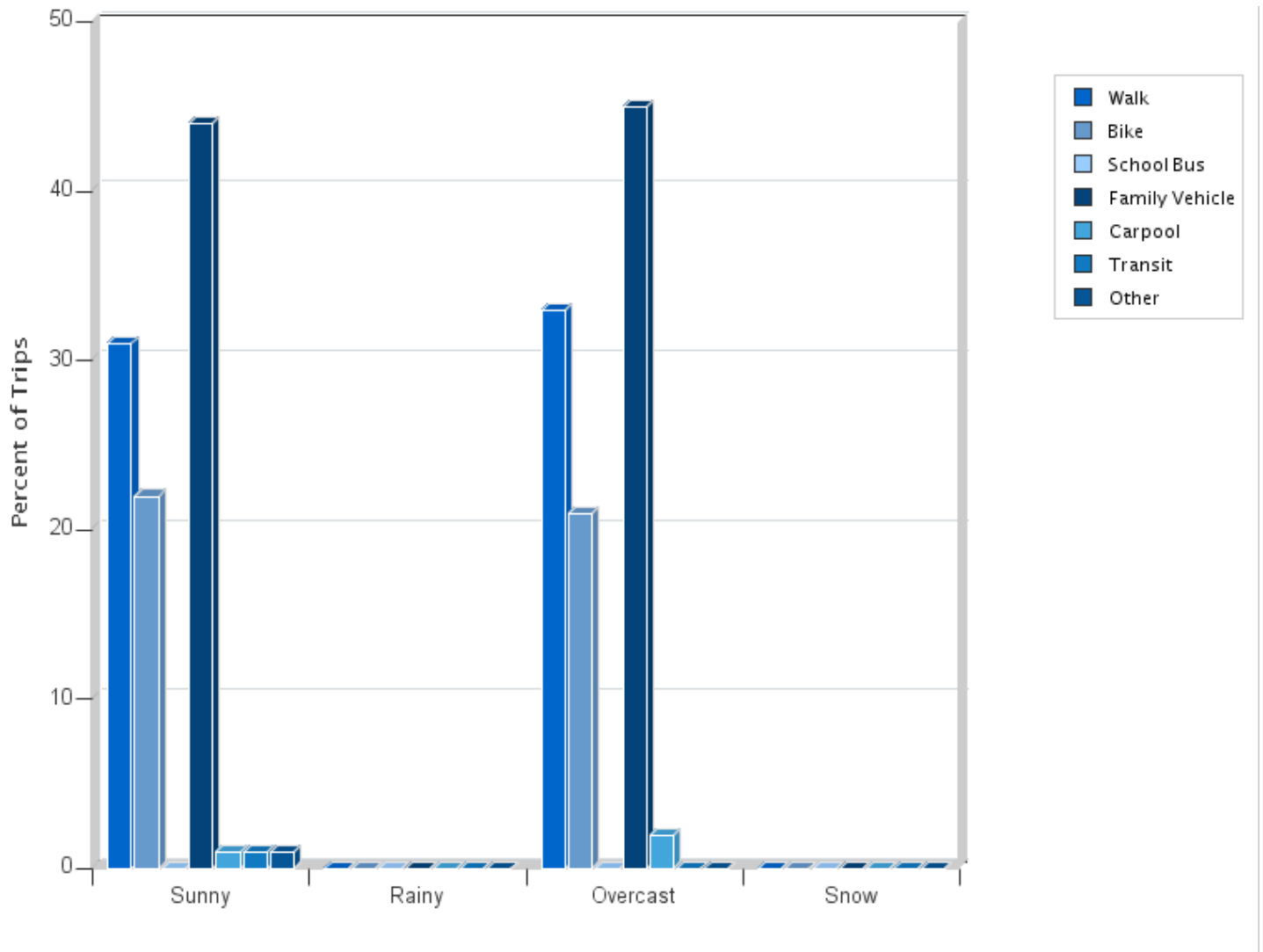


## Morning and Afternoon Travel Mode Comparison by Day

	Number of Trips	Walk	Bike	School Bus	Family Vehicle	Carpool	Transit	Other
Tuesday AM	123	33%	20%	0%	46%	0.8%	0.8%	0%
Tuesday PM	123	33%	20%	0%	46%	0.8%	0.8%	0.8%
Wednesday AM	72	35%	21%	0%	42%	3%	0%	0%
Wednesday PM	71	34%	23%	0%	44%	0%	0%	0%
Thursday AM	139	27%	25%	0%	45%	1%	0.7%	0.7%
Thursday PM	116	28%	24%	0%	44%	0%	0.9%	3%

Percentages may not total 100% due to rounding.

### Travel Mode by Weather Conditions



### Travel Mode by Weather Condition

Weather Condition	Number of Trips	Walk	Bike	School Bus	Family Vehicle	Carpool	Transit	Other
Sunny	552	31%	22%	0%	44%	0.7%	0.7%	0.9%
Rainy	0	0%	0%	0%	0%	0%	0%	0%
Overcast	92	33%	21%	0%	45%	2%	0%	0%
Snow	0	0%	0%	0%	0%	0%	0%	0%

Percentages may not total 100% due to rounding.