

Student Travel Tally Report: One School in One Data Collection Period

School Name: Marguerite Montgomery Elementary School

Set ID: 31713

School Group: Street Smarts

Month and Year Collected: October 2021

School Enrollment: 412

Date Report Generated: 11/09/2021

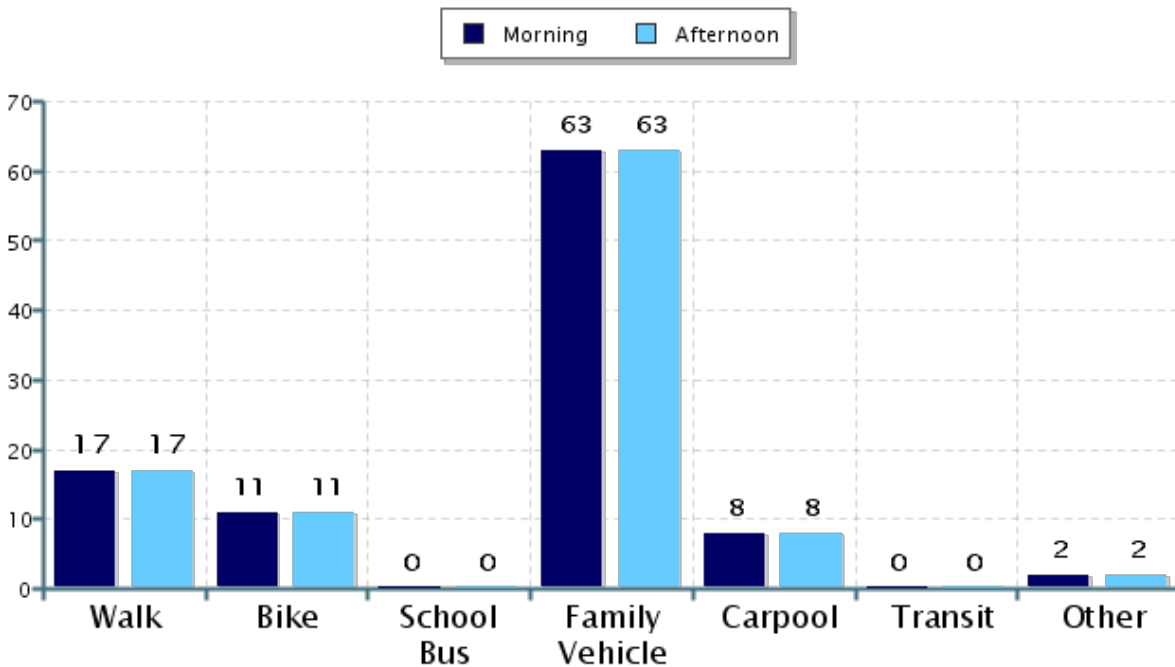
% of Students reached by SRTS activities: 26%-50%

Tags:

**Number of Classrooms
Included in Report:** 1

This report contains information from your school's classrooms about students' trip to and from school. The data used in this report were collected using the in-class Student Travel Tally questionnaire from the National Center for Safe Routes to School.

Morning and Afternoon Travel Mode Comparison



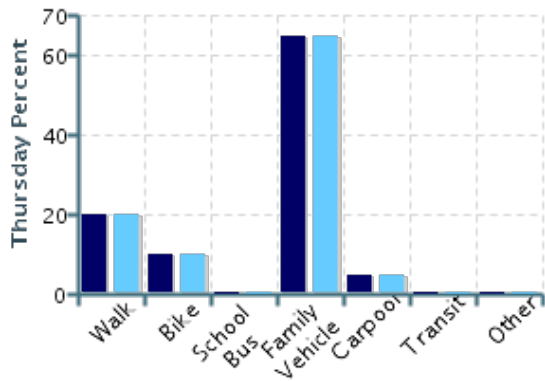
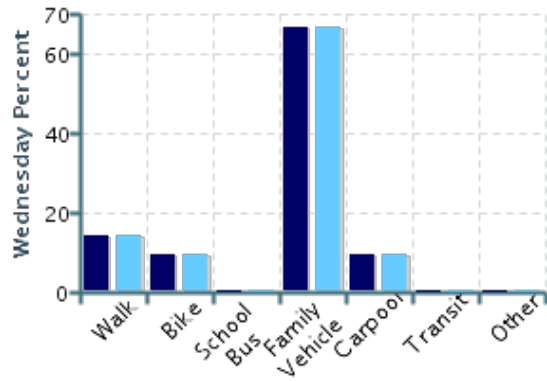
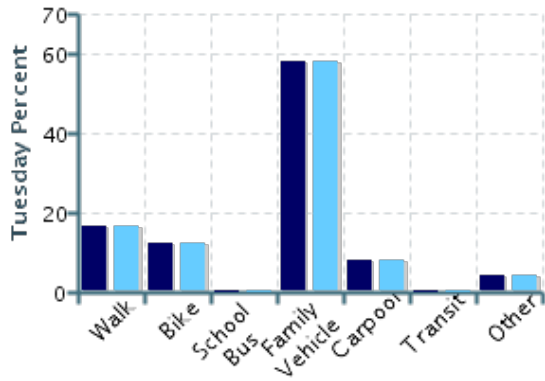
Morning and Afternoon Travel Mode Comparison

	Number of Trips	Walk	Bike	School Bus	Family Vehicle	Carpool	Transit	Other
Morning	65	17%	11%	0%	63%	8%	0%	2%
Afternoon	65	17%	11%	0%	63%	8%	0%	2%

Percentages may not total 100% due to rounding.

Morning and Afternoon Travel Mode Comparison by Day

■ Morning ■ Afternoon

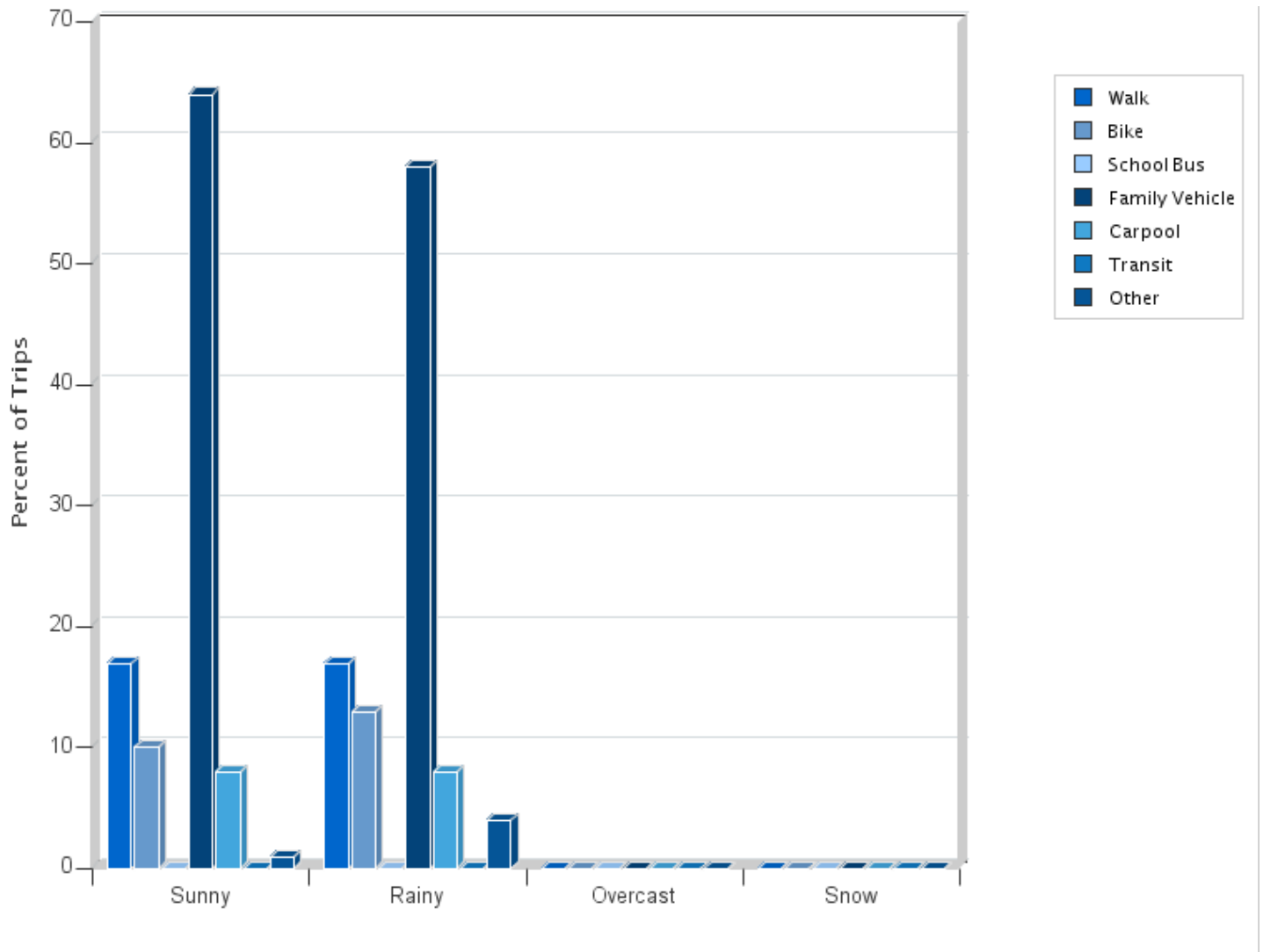


Morning and Afternoon Travel Mode Comparison by Day

	Number of Trips	Walk	Bike	School Bus	Family Vehicle	Carpool	Transit	Other
Tuesday AM	24	17%	13%	0%	58%	8%	0%	4%
Tuesday PM	24	17%	13%	0%	58%	8%	0%	4%
Wednesday AM	21	14%	10%	0%	67%	10%	0%	0%
Wednesday PM	21	14%	10%	0%	67%	10%	0%	0%
Thursday AM	20	20%	10%	0%	65%	5%	0%	0%
Thursday PM	20	20%	10%	0%	65%	5%	0%	0%

Percentages may not total 100% due to rounding.

Travel Mode by Weather Conditions



Travel Mode by Weather Condition

Weather Condition	Number of Trips	Walk	Bike	School Bus	Family Vehicle	Carpool	Transit	Other
Sunny	106	17%	10%	0%	64%	8%	0%	0.9%
Rainy	24	17%	13%	0%	58%	8%	0%	4%
Overcast	0	0%	0%	0%	0%	0%	0%	0%
Snow	0	0%	0%	0%	0%	0%	0%	0%

Percentages may not total 100% due to rounding.