

Student Travel Tally Report: One School in One Data Collection Period

School Name: Willett Elementary School

Set ID: 31721

School Group: Street Smarts

Month and Year Collected: October 2021

School Enrollment: 482

Date Report Generated: 11/09/2021

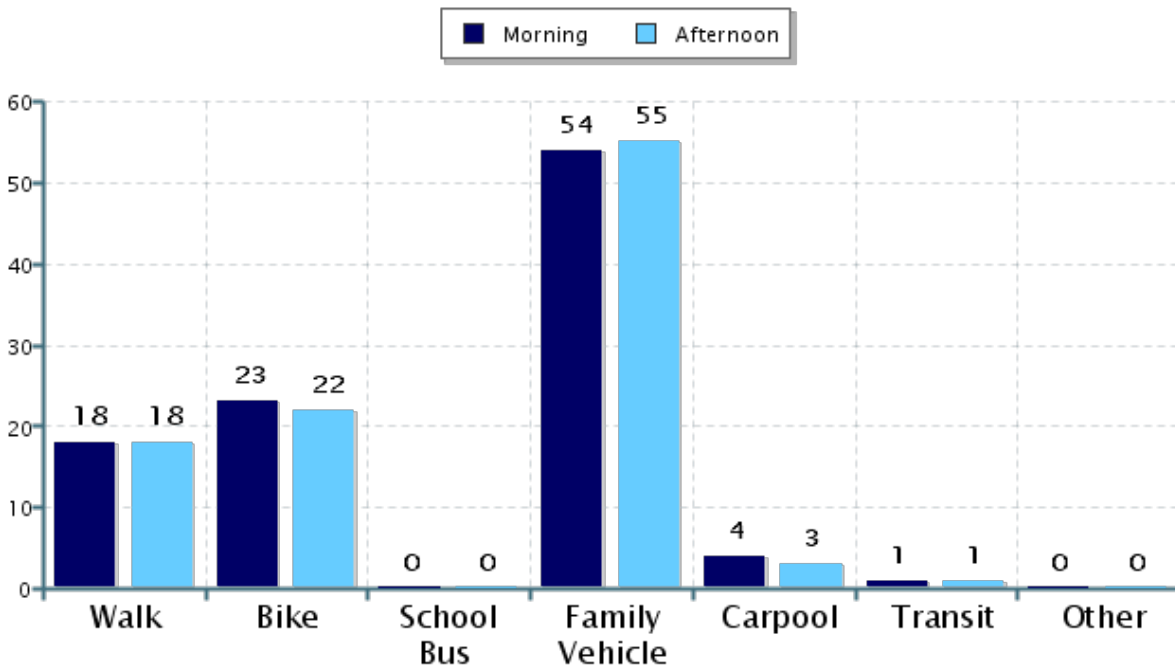
% of Students reached by SRTS activities: 26%-50%

Tags:

**Number of Classrooms
Included in Report:** 9

This report contains information from your school's classrooms about students' trip to and from school. The data used in this report were collected using the in-class Student Travel Tally questionnaire from the National Center for Safe Routes to School.

Morning and Afternoon Travel Mode Comparison



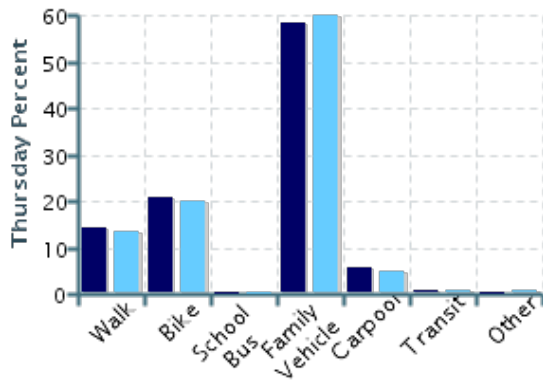
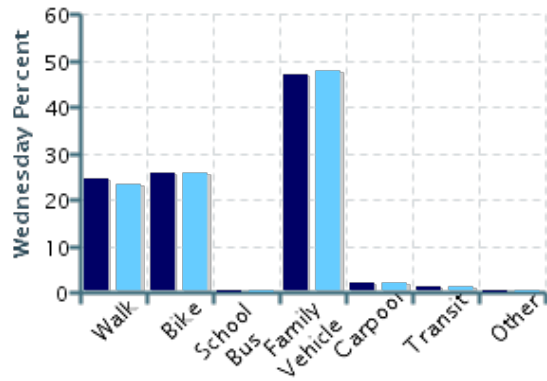
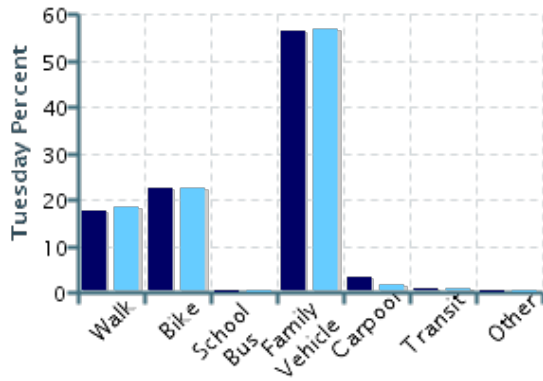
Morning and Afternoon Travel Mode Comparison

| | Number of Trips | Walk | Bike | School Bus | Family Vehicle | Carpool | Transit | Other |
|-----------|-----------------|------|------|------------|----------------|---------|---------|-------|
| Morning | 335 | 18% | 23% | 0% | 54% | 4% | 0.9% | 0% |
| Afternoon | 334 | 18% | 22% | 0% | 55% | 3% | 0.9% | 0.3% |

Percentages may not total 100% due to rounding.

Morning and Afternoon Travel Mode Comparison by Day

■ Morning ■ Afternoon

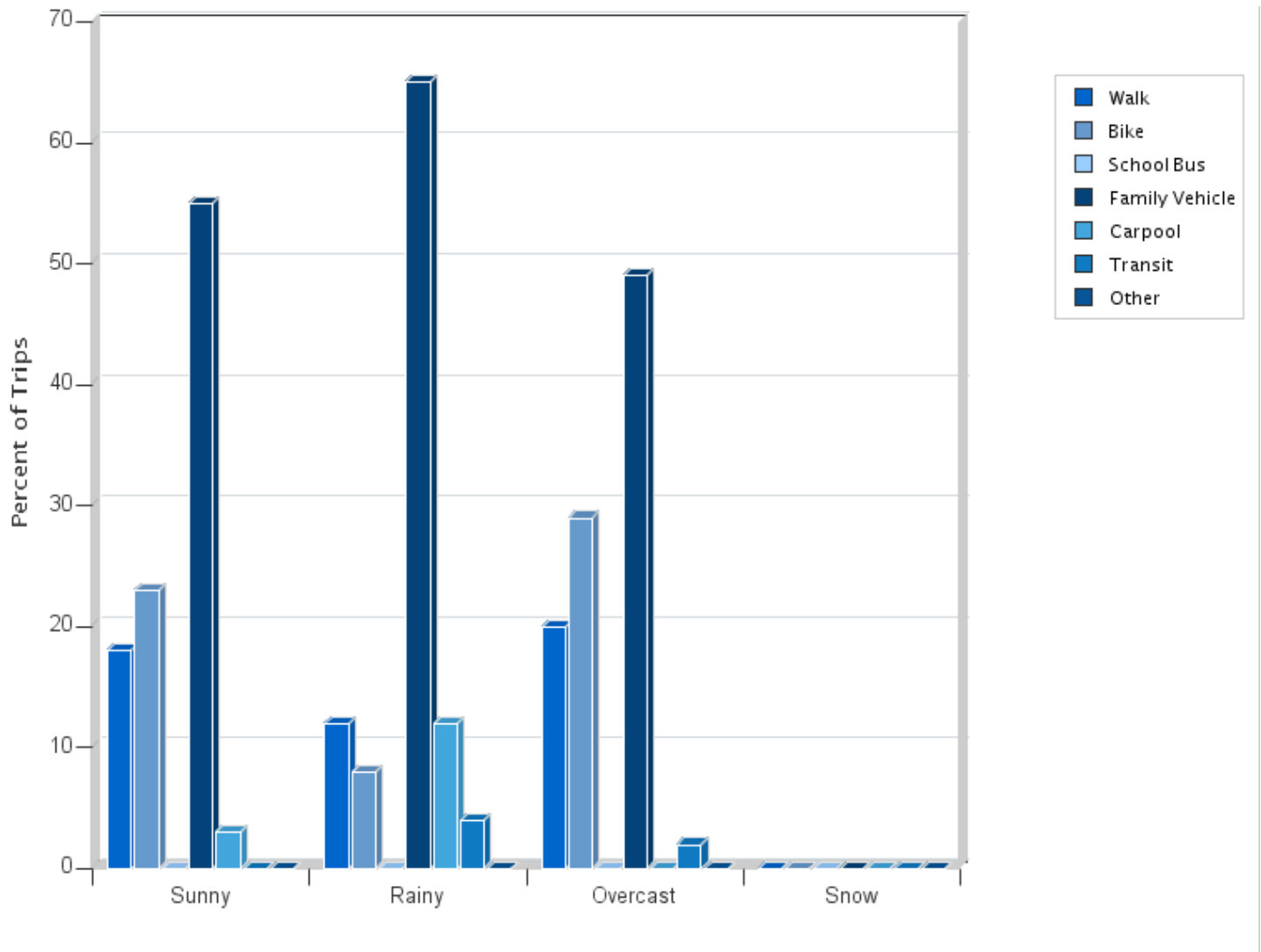


Morning and Afternoon Travel Mode Comparison by Day

| | Number of Trips | Walk | Bike | School Bus | Family Vehicle | Carpool | Transit | Other |
|--------------|-----------------|------|------|------------|----------------|---------|---------|-------|
| Tuesday AM | 121 | 17% | 22% | 0% | 56% | 3% | 0.8% | 0% |
| Tuesday PM | 120 | 18% | 23% | 0% | 57% | 2% | 0.8% | 0% |
| Wednesday AM | 94 | 24% | 26% | 0% | 47% | 2% | 1% | 0% |
| Wednesday PM | 94 | 23% | 26% | 0% | 48% | 2% | 1% | 0% |
| Thursday AM | 120 | 14% | 21% | 0% | 58% | 6% | 0.8% | 0% |
| Thursday PM | 120 | 13% | 20% | 0% | 60% | 5% | 0.8% | 0.8% |

Percentages may not total 100% due to rounding.

Travel Mode by Weather Conditions



Travel Mode by Weather Condition

| Weather Condition | Number of Trips | Walk | Bike | School Bus | Family Vehicle | Carpool | Transit | Other |
|-------------------|-----------------|------|------|------------|----------------|---------|---------|-------|
| Sunny | 504 | 18% | 23% | 0% | 55% | 3% | 0.4% | 0.2% |
| Rainy | 52 | 12% | 8% | 0% | 65% | 12% | 4% | 0% |
| Overcast | 113 | 20% | 29% | 0% | 49% | 0% | 2% | 0% |
| Snow | 0 | 0% | 0% | 0% | 0% | 0% | 0% | 0% |

Percentages may not total 100% due to rounding.