

Waste Enclosures

Best Management Practice

Keep all waste in non-absorbent, durable, cleanable, leak-proof and rodent proof containers.

Keep waste bin lids closed to minimize pests and odors.

Keep storage areas, enclosures and receptacles for waste in good repair.

Remove waste from the premises at a frequency that will minimize odors and other conditions that attract or harbor insects and rodents.



Background

The City enforces the current, established California Retail Food Codes for trash enclosure cleanliness.

Article 4. Refuse. Section 114245.1. California Retail Food Code. Excerpt from California Health and Safety Code. July 20, 2007.



Ensure that ALL wash water or runoff from pressure washing, washing or rinsing the waste enclosure or waste containers stays out of the stormdrain system.

Dry sweep and mop enclosure as necessary. Wipe down the outside of containers by hand.




When cleaning outdoor waste bins is necessary, contact a local waste bin cleaner company that recycles and collects all the wash water. They must have a valid City of Davis Business License. Enclosures with drains to sanitary sewer are exempt and may utilize the enclosure as a wash station.

Any washing that runs off and to the stormdrain system is considered an illicit discharge and is punishable with fines, penalties, and/or remediation costs.

If you are unsure if your enclosure has a drain that connects to the sanitary sewer, please contact Public Works Utilities & Operations for an on-site evaluation.



Waste Enclosures

Best Management Practice	Background
<p>Train staff to exercise care when disposing of material in waste containers to prevent spills in, on or around waste containers. Clean up spills as soon as possible.</p>	<p>It is never ok to place waste on the ground inside an enclosure. Waste must fit within a waste bin for collection. This is enforced.</p> 
<p>Ensure that outdoor waste bin lids can close completely and keep them closed at all times.</p> <p>Do not overfill containers to the point where the lids will not close.</p> 	<p>Call Recology Davis (530-756-4646) for replacement or repair if containers and/or lids are damaged. Overfilled bins shall only be serviced to the level which they are designed and any excess waste will be left. Contact Recology Davis for additional pick-ups for excess waste.</p>
<p>Outside waste containers must be watertight and leak-proof.</p> <p>Do not dispose of liquid waste into waste containers.</p> <p>Provide customers with a place to pour liquids if needed to keep liquids out of waste bins.</p>	<p>Liquids add to the weight of the containers and can make them not serviceable. Liquids can leak out of containers and into stormdrains untreated. Liquids in waste hauler trucks will leak out onto roadways and enter stormdrains polluting our local waterways.</p>
<p>Sorted waste into the appropriate waste receptacle: organic waste, comingle recyclables (plastics, metals and glass), paper, cardboard and landfill.</p> 	<p>See information enclosed in this binder related to SB 1383. The City of Davis enforces the regulations regarding the source separation of waste.</p>