

CITY OF DAVIS

---

**COMMUNITY NEEDS SURVEY  
RESULTS**

---

FOR THE FIVE YEAR CONSOLIDATED PLAN



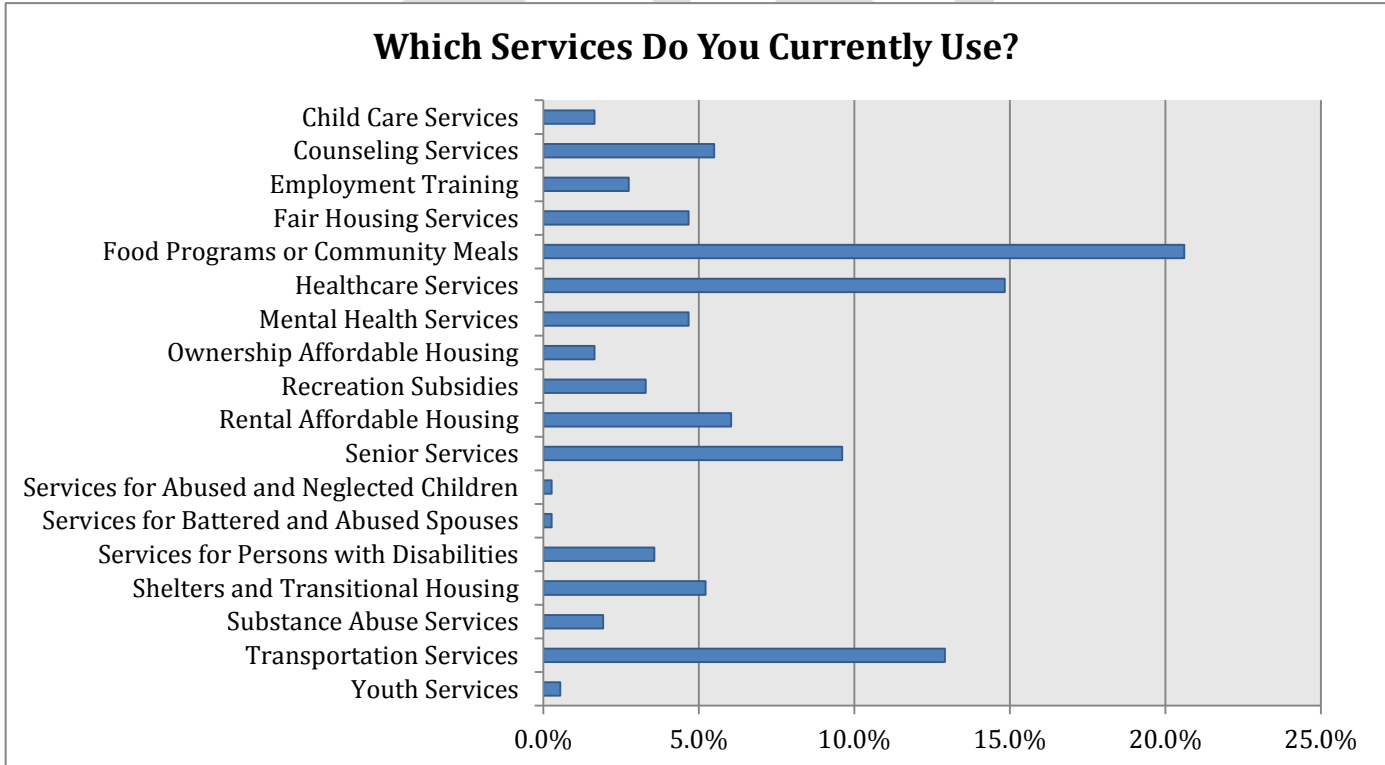
Community engagement during the process of preparing the Consolidated Plan is essential both to the success of the process and ensuring the plan meet local needs. To that end, each time the plan is updated city staff developed a Community Needs survey to get feedback from the public on the types of services being used by low-to-moderate income populations, and an evaluation of the quality of those services. Two versions of the survey were created, the first being the “long” survey, of about 20 questions (created largely for staff, affordable housing and public service providers), and a “short” survey (targeted to service users), which only had six questions. Both surveys were voluntary, and open to anyone who wanted to take them, although county-wide public service providers were asked to answer for Davis needs only.

### Short Survey

The short survey was available from October 13, 2014 through November 23, 2014. This version, printed in both English and Spanish, was distributed in hard-copy form to affordable housing providers, all public service providers receiving CDBG funds, Davis City Hall, the Senior Center, the City of Davis Child Care and Registration offices, and on the Davis Community Transit buses. One hundred and five paper surveys were returned to staff.

This survey asked two questions about services, which services the respondent used, and which services the respondent thought the city needed. Eighteen services were listed in alphabetical order from various funding categories. Each list also contained an “other” option for write-in responses.

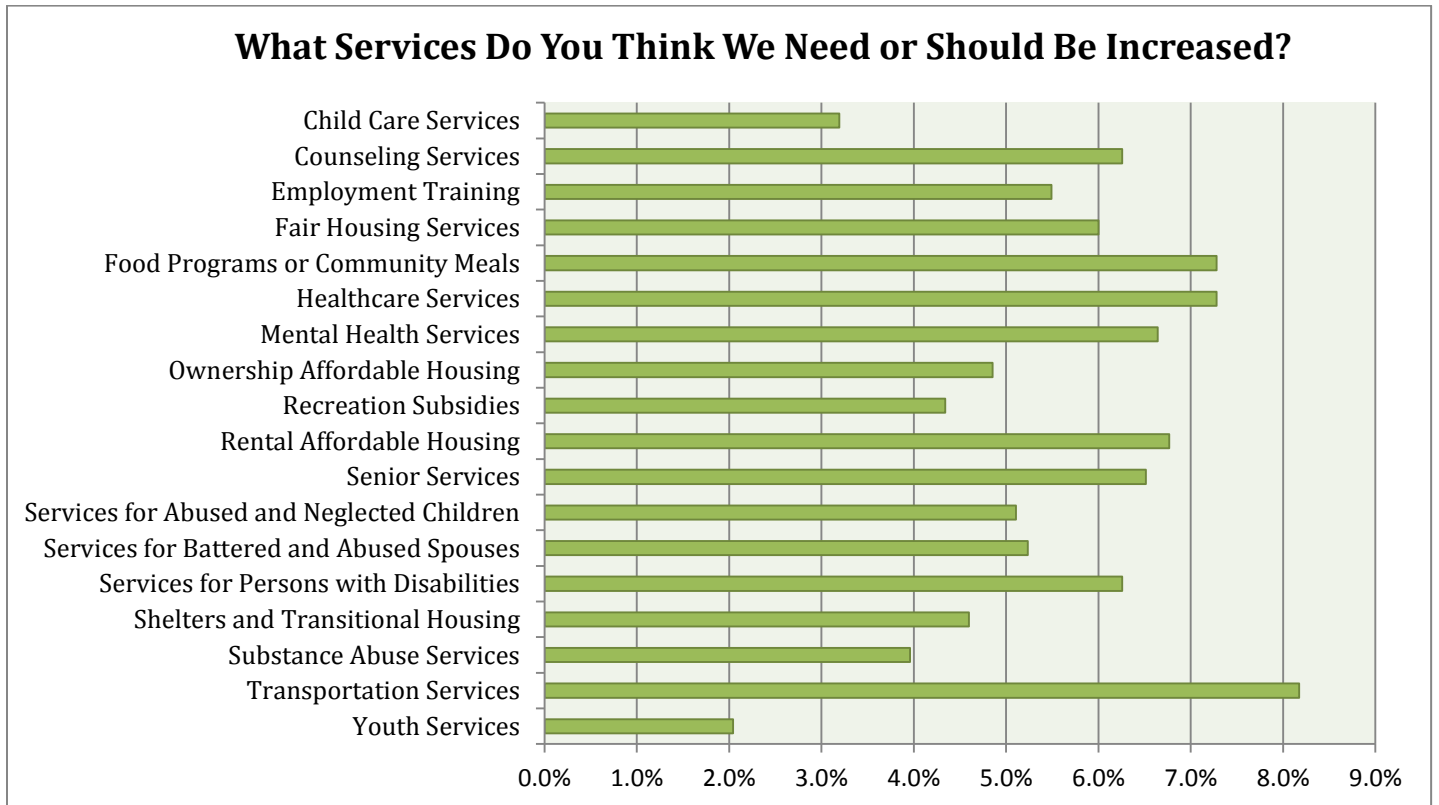
The services most frequently used were food programs or community meals, healthcare and transportation. The full results are in the chart below.



The “other” option was used only twice, to indicate the respondents that were filling out the survey had never used the services listed. From the different locations the surveys were distributed, the largest response came from transportation (Davis Community Transit) and public service (Davis Community

Meals, and Meals on Wheels), which is likely why those services are weighted most heavily in the responses.

The second question, asking what services need to be increased or added, showed transportation, food programs or community meals and healthcare services as programs of highest need. These results are in the table below.



The responses to this question are much more evenly spread - one reason for this is a large number of the respondents either selected all available options as needed services, or selected none. Many years of budget reductions in the city, county and state have left public service agencies with little choice but to restrict more and more of their services, leaving, some could argue, an overall feeling of unmet needs. This could be one reason for the responses selecting all available options.

Written-in responses included low-cost clothing, services for kids aside from Child Protective Services, monthly bus passes available at no cost (for job interviews, medical appointments and social security visits), senior services in South Davis, audible signals for crosswalks, companions and cleaners for seniors, financial help, and dental care.

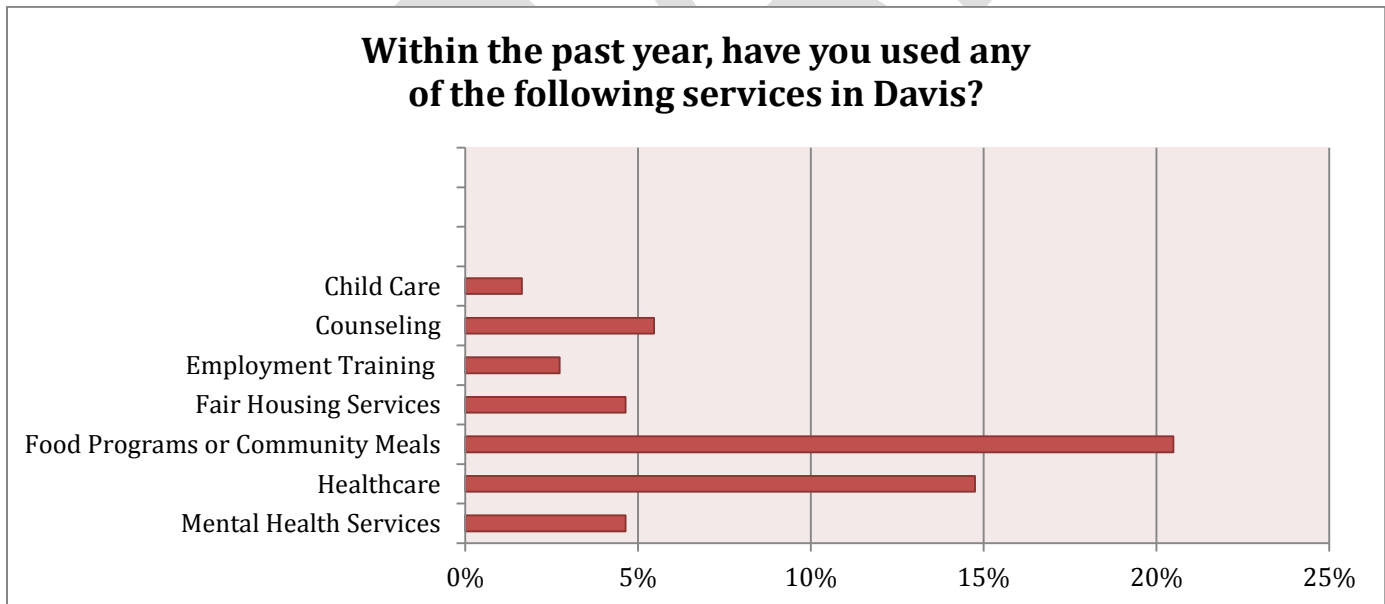
Comparisons between the two questions show that nearly all services are important to the respondents to the survey, and should be available in Davis. The services used the most, food programs, transportation and healthcare, are also listed as the most needed, which may indicate that there are unmet needs for these services. Transportation, being a broad service that can overlap with other services, such as senior services or services for persons with disabilities, has therefore the largest service population. It may be helpful in future to ask further questions to indicate which kind of transportation and which groups have the highest unmet need. Youth services, seldom used by the respondents to this survey, do not appear to be a high priority; similarly recreation subsidies and child care were the lowest

ranking services. One reason for this is the demographics of the survey respondents. Short questions were asked about demographic data, and although many people chose not to share their data, the overwhelming response showed the majority were white, single person households with less than \$29,000 in annual income.

### Long Survey

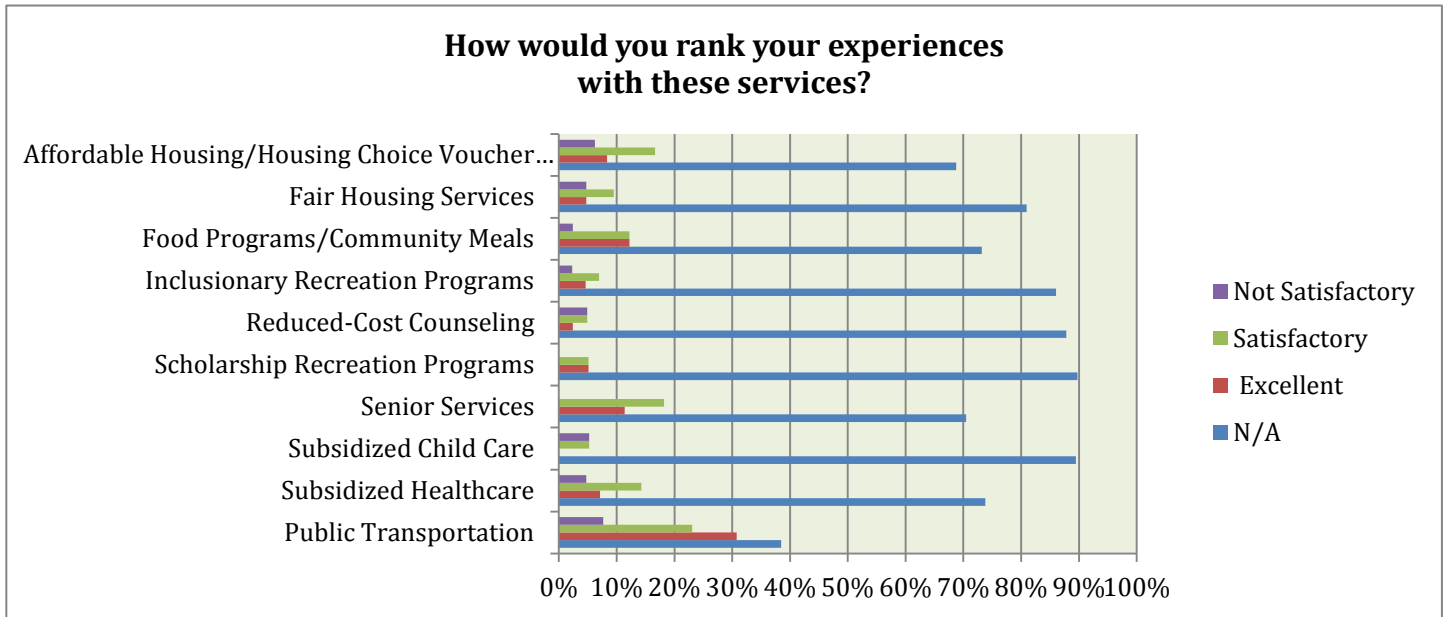
The full survey, or long survey, was available online from October 7, 2014 until November 23, 2014. The hyperlink to the survey was distributed to the Davis City Council, city commissions and staff, public service providers, affordable housing sites, in the city’s online newsletter, and was posted on the main page of the City website. The long survey was structured to gather more information than the short version, asking about each area CDBG funding could be applied to and perceived needs in those areas. There were fourteen questions about services, facilities, infrastructure and economic development, and six questions about the respondent’s demographic information. Eighty-five surveys were submitted via Survey Monkey.

The first question on the full survey mirrored the question in the short version. The answers showed responses similar to those in the short survey - the majority of respondents most frequently used transportation services and healthcare. The difference from the short survey is a higher response for senior services (23% versus 9.6%) and the affordable housing program (27% versus a little over 7%). In addition, more people skipped this question in the long survey, only one person indicated, through the use of the “other” option, that he or she had not used any of the listed services. The full results are in the chart below.



The second question assesses the quality of the services, by asking respondents to rank the same service categories as not satisfactory, satisfactory, excellent (or non-applicable, had the respondent not used the service.) Transportation, senior services and affordable housing services were the highest ranked services. The results of the second question are charted on the next page. Each option available to the respondents is listed, including those who responded “not applicable.” Less respondents skipped this question, and the “not applicable” responses show that the majority of the respondents used a limited

number of programs, unlike the people who filled out the shorter, paper survey, and the majority of the respondents used transportation programs (the lowest percentage of not applicable responses).



The next six questions in the full survey address community needs. Each question is a representation of a category of CDBG funding - public facilities, infrastructure improvements, public services, accessibility, economic development and housing. The respondents were asked to rank a list of items grouped by category in terms of need - ranking choices were no need, low need, medium need, and high need. In addition, respondents were asked to call out which of their highest ranked needs was most important to them.

The three items ranked highest for each category are as follows:

**Public Facilities**

1. Drug and Alcohol Treatment Center (57%)
2. Youth Center (33%)
3. Facilities for Abused and Neglected Children (31%)

**Accessibility Improvements**

1. Accessible Health Care Facilities (29%)
2. Accessible City Programs and Services (25%)
3. Accessible Public Buildings (19%)

**Infrastructure**

1. Street and Pavement Improvements (51%)
2. Water Systems Improvements (42%)
3. Sidewalks and Pedestrian Paths Improvements (36%)

**Economic Development**

1. Support Services and Technical Assistance for Non-Profit and For-Profit Businesses (33%)
2. Small Business Loans (30%)
3. Workforce Training (29%)

**Public Services**

1. Mental Health Services (60%)
2. Substance Abuse Services (55%)
3. Fair Housing Services (38%)

**Housing**

1. Homeless Shelter (58%)
2. Transitional Housing (57%)
3. Rental Assistance Program (49%)

The last four questions on the long survey asked for the same demographic data as the short survey. The largest amount of responses came from Davis residents, a majority non-profit service providers, White, from a small family, and an income on average over \$60,000 per year. This is a notable difference from the incomes reported in the short survey, which overwhelmingly were under \$20,000 per year. The reporting of demographic data was entirely voluntary for both surveys, but the incidence of people declining to report their demographic data was far more common on the long version of the survey than the short version.

Both versions of the survey and their complete results are attached to this document, including all written-in responses.

#### Attachments

1. Short Survey
2. Results of Short Survey
3. Full Survey
4. Results of Full Survey

# ATTACHMENT ONE

---

## **SHORT SURVEY**

---



# Tell Us What You Need

## 2014 Community Needs Survey

Help us plan services in the City of Davis! Please complete the following survey – or you can complete a longer version online, at: <https://www.surveymonkey.com/r/DavisCommunityNeeds>

Please return this survey to the front desk of the Human Resources Department/City Clerk's Office. If you have any questions, please contact Adrienne Heinig with the City at (530) 747-5854 or at [aheinig@cityofdavis.org](mailto:aheinig@cityofdavis.org). The deadline to respond is **November 23, 2014**. Your input is important! Thank you for taking the time to complete this survey.

*If you would like to be more involved with the Consolidated Plan and community needs discussion, the Social Services Commission is inviting public service providers and community members to attend the commission meeting on Monday, November 17, 2014 at 7:00pm the City Hall Community Chambers at 23 Russell Blvd.*

1. Of the following list of public services (subsidized or free services) do you currently use? Please select all that apply:

- Child Care
- Counseling
- Employment Training
- Fair Housing Services
- Food Programs or Community Meals
- Healthcare
- Mental Health Services
- Ownership Affordable Housing
- Recreation Programs
- Rental Affordable Housing
- Senior Citizens Services
- Services for Abused & Neglected Children
- Services for Battered & Abused Spouses
- Services for Persons with Disabilities
- Shelters and Transitional Housing
- Substance Abuse Services
- Transportation
- Youth Services
- Other (Please Specify)

2. Of the following, what services do you think we need or should be increased? Please select all that apply:

- Child Care
- Counseling
- Employment Training
- Fair Housing Services
- Food Programs or Community Meals
- Healthcare
- Mental Health Services
- Ownership Affordable Housing
- Recreation Programs
- Rental Affordable Housing
- Senior Citizens Services
- Services for Abused & Neglected Children
- Services for Battered & Abused Spouses
- Services for Persons with Disabilities
- Shelters and Transitional Housing
- Substance Abuse Services
- Transportation
- Youth Services
- Other (Please Specify)

(OVER)





# Tell Us About Yourself

## 2014 Community Needs Survey

*In order to ensure that we have heard from all parts of our community, please answer the following questions about yourself. Sharing this information is up to you, and your identity will not be associated with your responses in any way. (Please select the best answer):*

How many people are in your household?

- One
- Two
- Three
- Four
- Five
- Six
- More than Six

What is your annual Household income?

- \$20,000 or less
- \$30,000 - \$39,999
- \$40,000 - \$49,999
- \$50,000 - \$59,999
- \$60,000 - \$69,999
- \$70,000 - \$79,999
- \$80,000 or More

Please let us know your race:

- White
- Black/African American
- Asian
- American Indian/Alaskan Native
- Native Hawaiian/Other Pacific Islander
- American Indian/Alaskan Native & White
- Asian & White
- Black/African American & White
- American Indian/Alaskan Native & Black/African American
- Other multi-racial

Please indicate Hispanic/Latino Ethnicity

- Hispanic or Latino
- Not Hispanic or Latino

That's all our questions! We want to thank you for taking the time to fill out this survey. If you have anything else you'd like to add or contribute to this questionnaire, please include it in the box below.

---



---



---



---



---

If you would like to mail your survey, the return address is: City of Davis  
 Housing and Grants Management Office  
 Attn: Con Plan Survey  
 1818 Fifth Street  
 Davis, CA 95616

# ATTACHMENT TWO

---

## **SHORT SURVEY RESULTS**

---



# Tell Us What You Need

## 2014 Community Needs Survey Results

**1. Of the following list of public services (subsidized or free services) do you currently use?  
Please select all that apply:**

Service	Response Count	Response Percentage
Child Care	6	1.6%
Counseling	20	5.5%
Employment Training	10	2.7%
Fair Housing Services	17	4.6%
Food Programs or Community Meals	75	20.5%
Healthcare	54	14.8%
Mental Health Services	17	4.6%
Ownership Affordable Housing	6	1.6%
Recreation Programs	12	3.3%
Rental Affordable Housing	22	6.0%
Senior Citizens Services	36	9.8%
Services for Abused & Neglected Children	1	0.3%
Services for Battered & Abused Spouses	1	0.3%
Services for Persons with Disabilities	13	3.6%
Shelters and Transitional Housing	19	5.2%
Substance Abuse Services	7	1.9%
Transportation	48	13.1%
Youth Services	2	0.5%

Answered Question: 98

Skipped Question: 12

Other (Please Specify)

None
UCD
Bus
Volunteers at the Senior Citizens Center
Unitrans - Free for over 60



# Tell Us What You Need

## 2014 Community Needs Survey Results

**2. Of the following, what services do you think we need or should be increased?  
Please select all that apply:**

Service	Response Count	Response Percentage
Child Care	25	3.2%
Counseling	49	6.2%
Employment Training	43	5.4%
Fair Housing Services	48	6.1%
Food Programs or Community Meals	57	7.2%
Healthcare	57	7.2%
Mental Health Services	52	6.6%
Ownership Affordable Housing	39	4.9%
Recreation Programs	34	4.3%
Rental Affordable Housing	54	6.8%
Senior Citizens Services	52	6.6%
Services for Abused & Neglected Children	40	5.1%
Services for Battered & Abused Spouses	41	5.2%
Services for Persons with Disabilities	49	6.2%
Shelters and Transitional Housing	37	4.7%
Substance Abuse Services	31	3.9%
Transportation	65	8.2%
Youth Services	16	2.0%

Answered Question: 90

Skipped Question: 15

Other (Please Specify)

I think we need all of them but I don't know enough to be able to suggest what needs to be increased. Thanks be to all of them.

Counseling - drugs and alcohol particularly

Substance Abuse Services - we need more as the local YADMH has very limited days and hours

Youth Services - Teen Center closed down

Senior Citizens Services on the other side of town, like South Davis, for easy accessibility

Single-payer healthcare for all

Services for abused and neglected children other than CPS

Especially dental and optical healthcare

Monthly bus passes for free for job interviews and medical appointments, mental health agencies and social security office visits.

Should read "abused persons" not only spouses

Help with cleaning for seniors

Financial help

Dental

Training for bus riding

Senior cleaning services

Someone to accompany her on trips to the grocery store and someone to visit her.

Audible signals for crosswalks



# Tell Us About Yourself

## 2014 Community Needs Survey Results

### How many people are in your household?

Family Size	Response Count	Response Percentage
One	55	63.2%
Two	19	21.8%
Three	7	8.0%
Four	4	4.6%
Five	2	2.3%
More than 6	0	0.0%

Answered Question: 87

Skipped Question: 18

### What is your annual Household income?

Income	Response Count	Response Percentage
\$20,000 or less	66	77.6%
\$30,000 – \$39,999	3	3.5%
\$40,000 – \$49,999	7	8.2%
\$50,000 – \$59,999	5	5.9%
\$60,000 – \$69,999	1	1.2%
\$70,000 - \$79,999	0	0.0%
\$80,000 or More	3	3.5%

Answered Question: 85

Skipped Question: 20

### Please let us know your race:

Race	Response Count	Response Percentage
White	71	86.6%
Black/African American	3	3.7%
Asian	3	3.7%
American Indian/Alaskan Native	2	2.4%
Native Hawaiian/Other Pacific Islander	2	2.4%
American Indian/Alaskan Native & White	1	1.2%
Asian & White	0	0.0%
Black/African American & White	0	0.0%
American Indian/Alaskan Native & Black/African American	0	0.0%
Other multi-racial	0	0.0%

Answered Question: 82

Skipped Question: 23

**Please indicate Hispanic/Latino Ethnicity**

<b>Ethnicity</b>	<b>Response Count</b>	<b>Response Percentage</b>
Hispanic or Latino	15	23.8%
Not Hispanic or Latino	48	76.2%

Answered Question: 63

Skipped Question: 42

**Additions or Further Comments**

Re Senior Center: This place is great! I have not come here much. Many programs are provided to help senior citizens.

My mom uses Meals on Wheels. We are very thankful for this service.

Buses should have extension speakers in the middle and rear of buses due to noises of heating and air conditioning.

I have lived in Davis for 48 years and do not believe there is a shortage of senior housing. The present senior housing is mainly composed of out of town-out of state-out of country-people who flock here because they know how easy it is to find housing in Davis. It isn't our concern to accommodate all these people. The place I live has very few Davis residents. They aren't even US Citizens!

Affordable and/or low income housing for seniors isn't as much needed as it's being "hyped." These programs are being utilized mostly by people from other cities/states/countries and some aren't even US citizens. M Davis is getting well-known as an "easy mark" for housing. I have lived here almost 50 years. I live in an affordable housing (for seniors) complex and most of the seniors are not from Davis. Most seniors know this!

About affordable housing. I am 80 years old, disabled units available, low income, section 8, could contain washer and dryers in units to be built, in the future, should keep aging seniors in mind. I am grateful how Davis cares about us.

People who need parental support may not be apt to seek help from CPS as they are concerned that their family may [discontinued]

Thank you, City of Davis, and all public employers involved, for your excellent support, kindness, and service to all of us "old folks." It is much appreciated, and seldom equaled.

Clothing! Perhaps our own thrift store.

No! I am a regular. Happy Holidays ☺

Perhaps hold some homeless public forum meetings outside where homeless may feel more comfortable. Fell he speaks for many people re: fear of warrants, etc. Kevin Danley provided these answers and wanted you to know he would be happy to assist you in any way.

Housing for the long-term homeless in Davis. I know someone who has been homeless in Davis over 10 years.

I am especially grateful for Davis Community Meals.

"Great job." "Higher pay for people working above and beyond."

Low income housing must be addressed. Homelessness is becoming too big a problem - it does not have to be. Please provide more low income housing and I promise you there will be a decrease in gov't (state, city, fed) funds.

Thank you!

# ATTACHMENT THREE

---

## **FULL SURVEY**

---



## Introduction

The City of Davis is preparing a new Consolidated Plan for the future use of federal funds from the Department of Housing and Urban Development (HUD). An essential part of this plan hinges on your thoughts and input: What are the needs in your neighborhood? What services do you need for you and your family? Please help the City in preparing this plan by completing the following survey. There are two versions, and whichever sections you fill out are up to you. All responses will be anonymous.

If you would like to be more involved with the Consolidated Plan community needs discussion, the Social Services Commission is inviting public service providers and community members to attend the commission meeting on Monday, November 17, 2014 at the City Hall Community Chambers at 23 Russell Blvd. beginning at 7:00pm.

## Service Use

**Within the past year, have you used any of the following services in Davis? Please select all that apply:**

- Affordable Housing/Housing Choice Voucher Program
- Fair Housing Services
- Food Programs/Community Meals
- Inclusionary Recreation Programs
- Reduced-Cost Counseling
- Scholarship Recreation Programs
- Senior Services
- Subsidized Child Care
- Subsidized Healthcare
- Public Transportation

Other (please specify)

## Ranking Services

**How would you rank your experiences with these services? Please select the best answer for each service from the list below:**

	Not Satisfactory	Satisfactory	Excellent	N/A
Affordable Housing/Housing Choice Voucher Program	<input type="radio"/>	<input type="radio"/>	<input type="radio"/>	<input type="radio"/>
Fair Housing Services	<input type="radio"/>	<input type="radio"/>	<input type="radio"/>	<input type="radio"/>
Food Programs/Community Meals	<input type="radio"/>	<input type="radio"/>	<input type="radio"/>	<input type="radio"/>
Inclusionary Recreation Programs	<input type="radio"/>	<input type="radio"/>	<input type="radio"/>	<input type="radio"/>
Reduced-Cost Counseling	<input type="radio"/>	<input type="radio"/>	<input type="radio"/>	<input type="radio"/>
Scholarship Recreation Programs	<input type="radio"/>	<input type="radio"/>	<input type="radio"/>	<input type="radio"/>
Senior Services	<input type="radio"/>	<input type="radio"/>	<input type="radio"/>	<input type="radio"/>
Subsidized Child Care	<input type="radio"/>	<input type="radio"/>	<input type="radio"/>	<input type="radio"/>
Subsidized Healthcare	<input type="radio"/>	<input type="radio"/>	<input type="radio"/>	<input type="radio"/>
Public Transportation	<input type="radio"/>	<input type="radio"/>	<input type="radio"/>	<input type="radio"/>

## Ranking Community Needs - Public Facilities

The following questions will be about what you think are the most important facilities, programs and services that we don't have in Davis.

**What do you think Davis needs the most? Please select the best answer for each type of facility from the list below:**

	No Need	Low Need	Medium Need	High Need
Abused & Neglected Children Facilities	<input type="radio"/>	<input type="radio"/>	<input type="radio"/>	<input type="radio"/>
Child Care Centers	<input type="radio"/>	<input type="radio"/>	<input type="radio"/>	<input type="radio"/>
Drugs/Alcohol Treatment Facility	<input type="radio"/>	<input type="radio"/>	<input type="radio"/>	<input type="radio"/>
Facilities for AIDS Patients	<input type="radio"/>	<input type="radio"/>	<input type="radio"/>	<input type="radio"/>
Group Care for Persons with Disabilities	<input type="radio"/>	<input type="radio"/>	<input type="radio"/>	<input type="radio"/>
Healthcare Facilities	<input type="radio"/>	<input type="radio"/>	<input type="radio"/>	<input type="radio"/>
Neighborhood/Community Centers	<input type="radio"/>	<input type="radio"/>	<input type="radio"/>	<input type="radio"/>
Parking Facilities	<input type="radio"/>	<input type="radio"/>	<input type="radio"/>	<input type="radio"/>
Parks & Recreation Facilities	<input type="radio"/>	<input type="radio"/>	<input type="radio"/>	<input type="radio"/>
Senior Citizens Center	<input type="radio"/>	<input type="radio"/>	<input type="radio"/>	<input type="radio"/>
Youth Center	<input type="radio"/>	<input type="radio"/>	<input type="radio"/>	<input type="radio"/>

Other (please specify and rank priority of need)

**Of the services you ranked as high, which do you think we need the most?**

## Ranking Community Needs - Infrastructure Improvements

**What do you think Davis needs the most? Please select the best answer for each type of improvement from the list below:**

	No Need	Low Need	Medium Need	High Need
Fire Stations/Equipment	<input type="radio"/>	<input type="radio"/>	<input type="radio"/>	<input type="radio"/>
Flood Prevention and/or Drainage Improvements	<input type="radio"/>	<input type="radio"/>	<input type="radio"/>	<input type="radio"/>
Privately Owned Utilities (Water, Electricity)	<input type="radio"/>	<input type="radio"/>	<input type="radio"/>	<input type="radio"/>
Sewer Improvements	<input type="radio"/>	<input type="radio"/>	<input type="radio"/>	<input type="radio"/>
Sidewalks and Bike/Pedestrian Paths	<input type="radio"/>	<input type="radio"/>	<input type="radio"/>	<input type="radio"/>
Street and Pavement Improvements	<input type="radio"/>	<input type="radio"/>	<input type="radio"/>	<input type="radio"/>
Tree Planting	<input type="radio"/>	<input type="radio"/>	<input type="radio"/>	<input type="radio"/>
Water Systems Improvements	<input type="radio"/>	<input type="radio"/>	<input type="radio"/>	<input type="radio"/>

Other (please specify and rank priority of need)

**Of the services you ranked as high, which do you think we need the most?**

## Ranking Community Needs - Public Services

**What do you think Davis needs the most? Please select the best answer for each type of service from the list below:**

	No Need	Low Need	Medium Need	High Need
Child Care	<input type="radio"/>	<input type="radio"/>	<input type="radio"/>	<input type="radio"/>
Crime Awareness	<input type="radio"/>	<input type="radio"/>	<input type="radio"/>	<input type="radio"/>
Employment Training	<input type="radio"/>	<input type="radio"/>	<input type="radio"/>	<input type="radio"/>
Fair Housing Services	<input type="radio"/>	<input type="radio"/>	<input type="radio"/>	<input type="radio"/>
Health Services	<input type="radio"/>	<input type="radio"/>	<input type="radio"/>	<input type="radio"/>
Mental Health Services	<input type="radio"/>	<input type="radio"/>	<input type="radio"/>	<input type="radio"/>
Screening for Lead Based Paint/Lead Hazards	<input type="radio"/>	<input type="radio"/>	<input type="radio"/>	<input type="radio"/>
Senior Citizens Services	<input type="radio"/>	<input type="radio"/>	<input type="radio"/>	<input type="radio"/>
Services for Abused & Neglected Children	<input type="radio"/>	<input type="radio"/>	<input type="radio"/>	<input type="radio"/>
Services for Battered & Abused Spouses	<input type="radio"/>	<input type="radio"/>	<input type="radio"/>	<input type="radio"/>
Services for People with Disabilities	<input type="radio"/>	<input type="radio"/>	<input type="radio"/>	<input type="radio"/>
Substance Abuse Services	<input type="radio"/>	<input type="radio"/>	<input type="radio"/>	<input type="radio"/>
Tenant/Landlord Mediation	<input type="radio"/>	<input type="radio"/>	<input type="radio"/>	<input type="radio"/>
Transportation Services	<input type="radio"/>	<input type="radio"/>	<input type="radio"/>	<input type="radio"/>
Youth Services	<input type="radio"/>	<input type="radio"/>	<input type="radio"/>	<input type="radio"/>

Other (please specify and rank priority of need)

**Of the services you ranked as high, which do you think we need the most?**

## Ranking Community Needs - Accessible Facilities and Services

**What do you think Davis needs the most? Please select the best answer for each type of facility or service from the list below:**

	No Need	Low Need	Medium Need	High Need
Accessible City Programs & Services	<input type="radio"/>	<input type="radio"/>	<input type="radio"/>	<input type="radio"/>
Accessible Health Care Facilities	<input type="radio"/>	<input type="radio"/>	<input type="radio"/>	<input type="radio"/>
Accessible Neighborhood Facilities/Community Centers	<input type="radio"/>	<input type="radio"/>	<input type="radio"/>	<input type="radio"/>
Accessible Parks & Recreation Facilities	<input type="radio"/>	<input type="radio"/>	<input type="radio"/>	<input type="radio"/>
Accessible Public Buildings	<input type="radio"/>	<input type="radio"/>	<input type="radio"/>	<input type="radio"/>
Hearing Impaired Services	<input type="radio"/>	<input type="radio"/>	<input type="radio"/>	<input type="radio"/>
Sight Impaired Services	<input type="radio"/>	<input type="radio"/>	<input type="radio"/>	<input type="radio"/>
Translation or Interpreter Services	<input type="radio"/>	<input type="radio"/>	<input type="radio"/>	<input type="radio"/>

Other (please specify and rank priority of need)

**Of the services you ranked as high, which do you think we need the most?**

## Ranking Community Needs - Economic Development

**In order to be eligible for Economic Development programs, business owners would have to qualify under federally-set income levels to receive CDBG assistance. For those businesses that qualify for these programs, which of the following does Davis need? Please select the best answer for each type of program from the list below:**

	No Need	Low Need	Medium Need	High Need
Clean Up of Contaminated Sites	<input type="radio"/>	<input type="radio"/>	<input type="radio"/>	<input type="radio"/>
Commercial/Industrial Rehabilitation	<input type="radio"/>	<input type="radio"/>	<input type="radio"/>	<input type="radio"/>
For-Profit Business Loans	<input type="radio"/>	<input type="radio"/>	<input type="radio"/>	<input type="radio"/>
Land Acquisition, Commercial/Industrial Development	<input type="radio"/>	<input type="radio"/>	<input type="radio"/>	<input type="radio"/>
Limited English Speaking Services (interpretation, translation)	<input type="radio"/>	<input type="radio"/>	<input type="radio"/>	<input type="radio"/>
Neighborhood-based Small Business Loans	<input type="radio"/>	<input type="radio"/>	<input type="radio"/>	<input type="radio"/>
Non-Residential Historic Preservation	<input type="radio"/>	<input type="radio"/>	<input type="radio"/>	<input type="radio"/>
Support Services and Technical Assistance for Non-Profit and For-Profit Businesses	<input type="radio"/>	<input type="radio"/>	<input type="radio"/>	<input type="radio"/>
Workforce Training	<input type="radio"/>	<input type="radio"/>	<input type="radio"/>	<input type="radio"/>

Other (please specify and rank priority of need)

**Of the services you ranked as high, which do you think we need the most?**



## Ranking Community Needs - Housing

**For programs related to housing, tenants, homeowners and property owners would have to qualify under federally-set income requirements to receive assistance. For those people that qualify for these programs, which of the following does Davis need? Please select the best answer for each type of program from the list below:**

	No Need	Low Need	Medium Need	High Need
Accessibility Improvements to Homes	<input type="radio"/>	<input type="radio"/>	<input type="radio"/>	<input type="radio"/>
Energy Efficient Improvements for Single Family Homes	<input type="radio"/>	<input type="radio"/>	<input type="radio"/>	<input type="radio"/>
Homeless Shelter	<input type="radio"/>	<input type="radio"/>	<input type="radio"/>	<input type="radio"/>
Homeownership Loans	<input type="radio"/>	<input type="radio"/>	<input type="radio"/>	<input type="radio"/>
Multi-Family Residential Rehabilitation (Including Asbestos Removal/ Lead-based Paint Testing & Abatement)	<input type="radio"/>	<input type="radio"/>	<input type="radio"/>	<input type="radio"/>
Rental Housing Assistance/Voucher Program	<input type="radio"/>	<input type="radio"/>	<input type="radio"/>	<input type="radio"/>
Residential Historic Preservation	<input type="radio"/>	<input type="radio"/>	<input type="radio"/>	<input type="radio"/>
Residential Property Maintenance – Code Enforcement	<input type="radio"/>	<input type="radio"/>	<input type="radio"/>	<input type="radio"/>
Single Family Residential Rehabilitation (Including Asbestos Removal/ Lead-based Paint Testing & Abatement)	<input type="radio"/>	<input type="radio"/>	<input type="radio"/>	<input type="radio"/>
Transitional Housing (Up to 18 Months)	<input type="radio"/>	<input type="radio"/>	<input type="radio"/>	<input type="radio"/>

Other (please specify and rank priority of need)

**Of the services you ranked as high, which do you think we need the most?**

## Background Information

In order to ensure that we have heard from all parts of our community, please answer the following questions about yourself. Sharing this information is up to you, and your identity will not be associated with your responses in any way. (Please select the best answer):

### Which group represents you best?

- Affordable Housing Provider
- City Government Staff
- Davis Resident
- Local Business Owner
- Nonprofit Service Provider

Other (please specify)

### How many people are in your household?

- One
- Two
- Three
- Four
- Five
- Six
- More than six
- Prefer Not To State

### What is your annual household income?

- \$20,000 or less
- \$30,000 – \$39,999
- \$40,000 – \$49,999
- \$50,000 – \$59,999
- \$60,000 – \$69,999
- \$70,000 - \$79,999
- \$80,000 or More
- Prefer Not To State

**Please let us know your race:**

- White
- Black/African American
- Asian
- American Indian/Alaskan Native
- Native Hawaiian/Other Pacific Islander
- American Indian/Alaskan Native & White
- Asian & White
- Black/African American & White
- American Indian/Alaskan Native & Black/African American
- Other Multi-Racial
- Prefer Not To State

**Please indicate Hispanic/Latino Ethnicity**

- Hispanic or Latino
- Not Hispanic or Latino
- Prefer Not To State

## Thank You!

**That's all our questions! We want to thank you for taking the time to fill out this survey. If you have anything else you'd like to add or contribute to this questionnaire, please include it in the box below. We will make sure your contribution is taken into account within the Davis Consolidated Plan as we set priorities for services, facilities and programs over the next 5 years.**

**Don't forget that if you would like more information on this Consolidated Plan process, or would like to give input in person, you are encouraged to attend the Social Services Commission meeting on Monday, November 17, 2014 starting at 7:00pm (in the Chambers at 23 Russell Blvd.), where the Commission is seeking comments and suggestions from service providers and community members on the future of public services offered in Davis.**

# ATTACHMENT FOUR

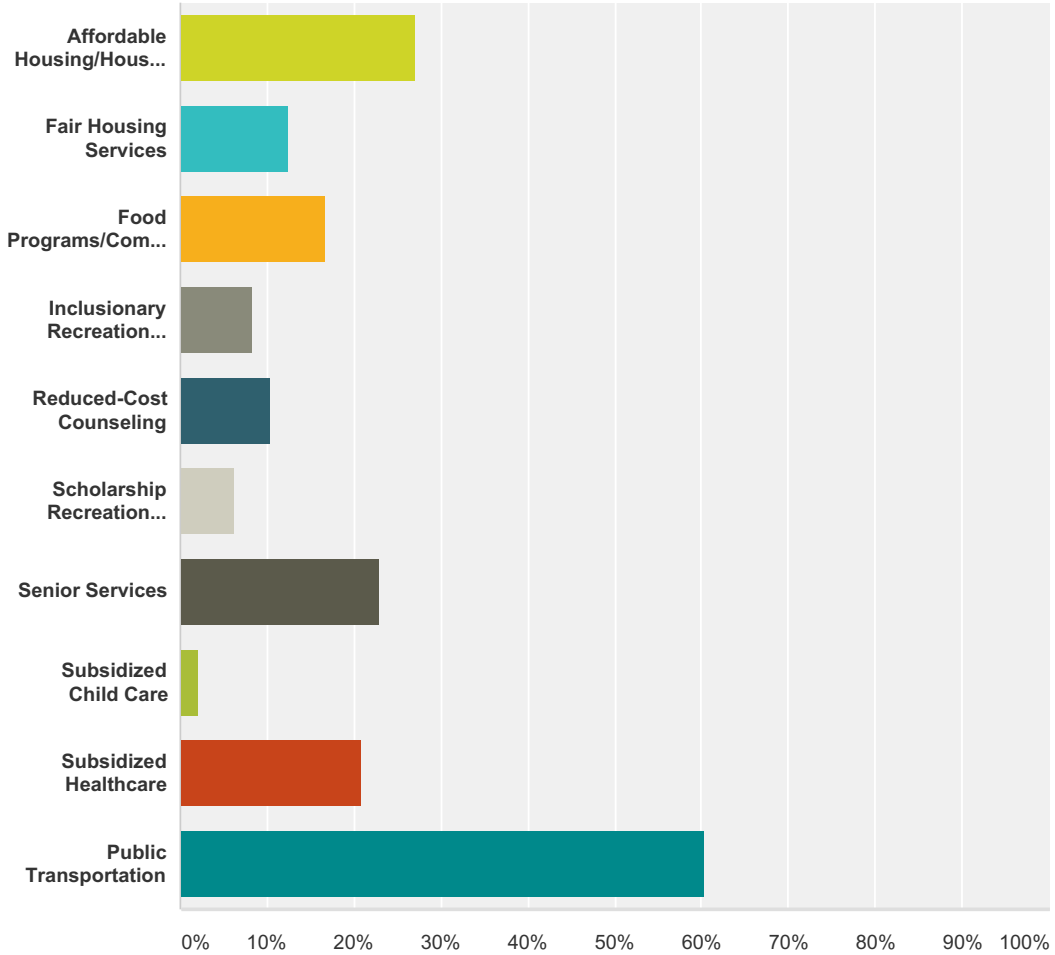
---

## **FULL SURVEY RESULTS**

---

**Q1 Within the past year, have you used any of the following services in Davis? Please select all that apply:**

Answered: 48 Skipped: 37



Answer Choices	Responses
Affordable Housing/Housing Choice Voucher Program	27.08% 13
Fair Housing Services	12.50% 6
Food Programs/Community Meals	16.67% 8
Inclusionary Recreation Programs	8.33% 4
Reduced-Cost Counseling	10.42% 5
Scholarship Recreation Programs	6.25% 3
Senior Services	22.92% 11
Subsidized Child Care	2.08% 1
Subsidized Healthcare	20.83% 10

## Community Needs Survey 2014

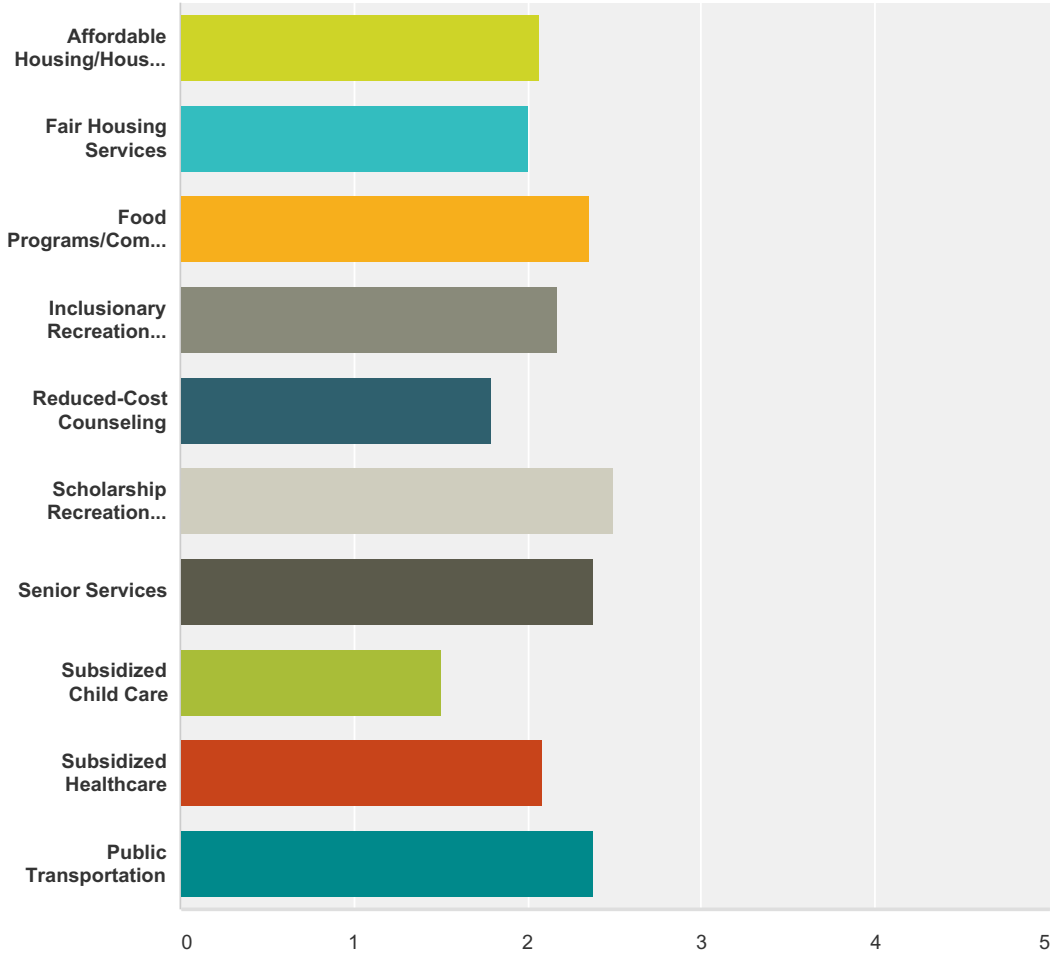
Public Transportation	<b>60.42%</b>	29
<b>Total Respondents: 48</b>		

#	Other (please specify)	Date
1	I volunteer at Pine Tree Gardens board & care for long-term mentally ill adults	11/18/2014 7:54 AM
2	N/A	10/30/2014 3:22 PM
3	Paratransit	10/26/2014 1:55 PM
4	Davis Community Transportation Services - YOLO Bus	10/16/2014 7:58 PM

Community Needs Survey 2014

**Q2 How would you rank your experiences with these services? Please select the best answer for each service from the list below:**

Answered: 61 Skipped: 24



	Not Satisfactory	Satisfactory	Excellent	N/A	Total	Weighted Average
Affordable Housing/Housing Choice Voucher Program	6.25% 3	16.67% 8	8.33% 4	68.75% 33	48	2.07
Fair Housing Services	4.76% 2	9.52% 4	4.76% 2	80.95% 34	42	2.00
Food Programs/Community Meals	2.44% 1	12.20% 5	12.20% 5	73.17% 30	41	2.36
Inclusionary Recreation Programs	2.33% 1	6.98% 3	4.65% 2	86.05% 37	43	2.17
Reduced-Cost Counseling	4.88% 2	4.88% 2	2.44% 1	87.80% 36	41	1.80
Scholarship Recreation Programs	0.00% 0	5.13% 2	5.13% 2	89.74% 35	39	2.50

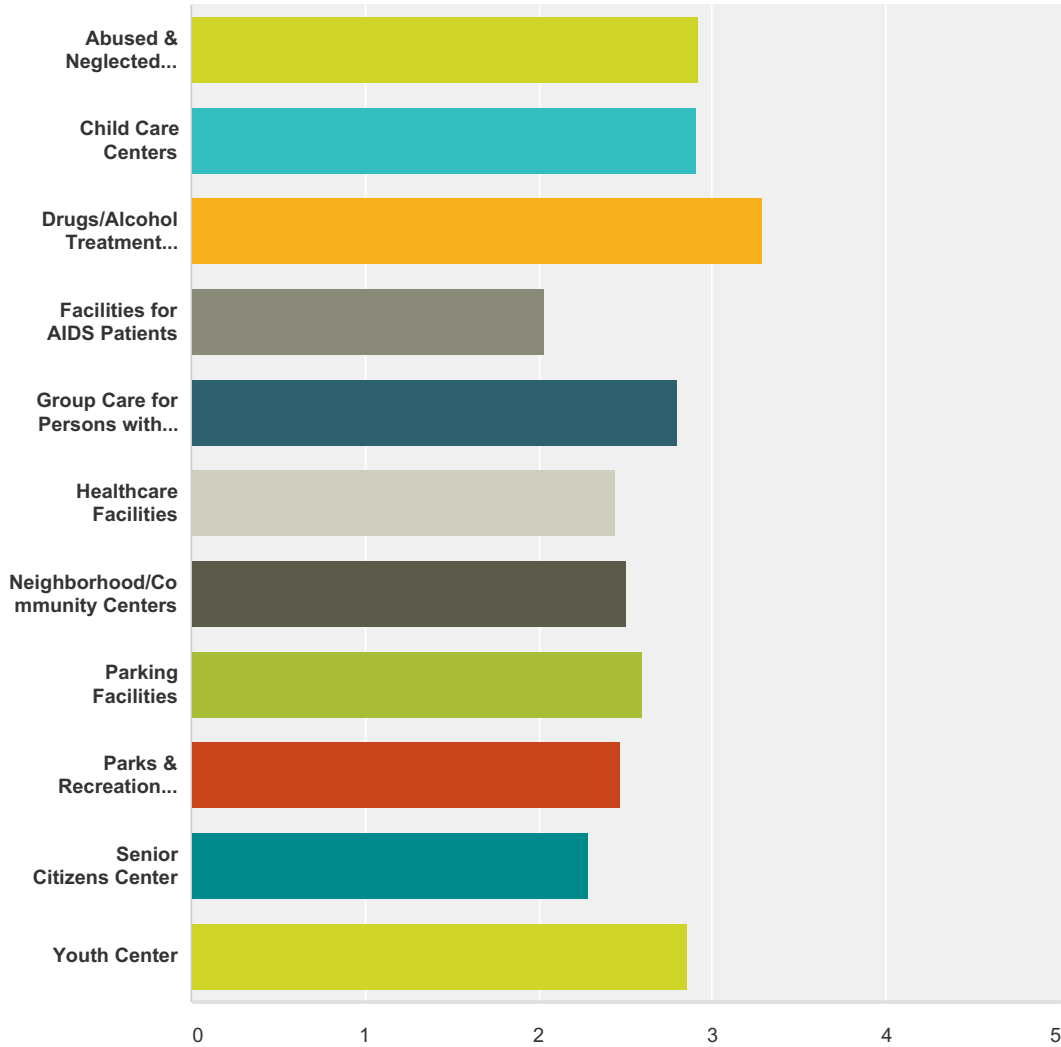


## Community Needs Survey 2014

Senior Services	<b>0.00%</b> 0	<b>18.18%</b> 8	<b>11.36%</b> 5	<b>70.45%</b> 31	44	2.38
Subsidized Child Care	<b>5.26%</b> 2	<b>5.26%</b> 2	<b>0.00%</b> 0	<b>89.47%</b> 34	38	1.50
Subsidized Healthcare	<b>4.76%</b> 2	<b>14.29%</b> 6	<b>7.14%</b> 3	<b>73.81%</b> 31	42	2.09
Public Transportation	<b>7.69%</b> 4	<b>23.08%</b> 12	<b>30.77%</b> 16	<b>38.46%</b> 20	52	2.38

**Q3 What do you think Davis needs the most? Please select the best answer for each type of facility from the list below:**

Answered: 67 Skipped: 18



	No Need	Low Need	Medium Need	High Need	Total	Average Rating
Abused & Neglected Children Facilities	4.17% 2	31.25% 15	33.33% 16	31.25% 15	48	2.92
Child Care Centers	6.52% 3	23.91% 11	41.30% 19	28.26% 13	46	2.91
Drugs/Alcohol Treatment Facility	5.45% 3	16.36% 9	21.82% 12	56.36% 31	55	3.29
Facilities for AIDS Patients	17.78% 8	62.22% 28	17.78% 8	2.22% 1	45	2.04
Group Care for Persons with Disabilities	8.70% 4	21.74% 10	50.00% 23	19.57% 9	46	2.80

## Community Needs Survey 2014

Healthcare Facilities	<b>14.00%</b> 7	<b>44.00%</b> 22	<b>26.00%</b> 13	<b>16.00%</b> 8	50	2.44
Neighborhood/Community Centers	<b>19.61%</b> 10	<b>31.37%</b> 16	<b>27.45%</b> 14	<b>21.57%</b> 11	51	2.51
Parking Facilities	<b>21.15%</b> 11	<b>25.00%</b> 13	<b>26.92%</b> 14	<b>26.92%</b> 14	52	2.60
Parks & Recreation Facilities	<b>20.41%</b> 10	<b>28.57%</b> 14	<b>34.69%</b> 17	<b>16.33%</b> 8	49	2.47
Senior Citizens Center	<b>20.00%</b> 9	<b>46.67%</b> 21	<b>17.78%</b> 8	<b>15.56%</b> 7	45	2.29
Youth Center	<b>15.69%</b> 8	<b>15.69%</b> 8	<b>35.29%</b> 18	<b>33.33%</b> 17	51	2.86

#	Other (please specify and rank priority of need)	Date
1	Job coaches to secure jobs for people with mental and physical disabilities--High Need	11/18/2014 8:31 AM
2	affordable rental housing...High need	11/17/2014 7:56 AM
3	High need-homeless services	11/15/2014 4:14 PM
4	high priority for housing for the unsheltered-housing first!	11/15/2014 4:00 PM
5	Housing First approach for people without housing	11/15/2014 1:50 PM
6	clean air...smoke free environment HIGH NEED	11/14/2014 3:16 PM
7	High need for better secure, protected bicycle parking at all destinations. If the City hopes to meet its ambitious climate action goals, we need the bicycle parking to support more trips on bike instead of by car - forget building another car parking structure downtown, how about a bicycle parking structure at the Amtrak station?	11/14/2014 3:00 PM
8	First, I answered the questions based on what I know Davis has already. Also, it is probably important to know who I am as I answered these questions: I have lived in Davis since 1998 and received my Bachelor's degree at UCD and I have a Masters in Marriage, Child, and Family Counseling. I am a MFT in Davis. I do counseling on the weekends and take care of our two toddlers during the week. My husband works 30 hrs/week for the school district (they didn't have a fulltime position open). We do not make enough money each month and are currently on food stamps, receive Med-Cal, and living in low cost housing. We have no abuse (spouse/child) in our history.	11/9/2014 3:34 PM
9	Homeless Support	11/8/2014 2:11 PM
10	Micro community gardens in apartment complexes	11/6/2014 8:57 AM
11	Independent Living Center for People with Disabilities (High need)	10/26/2014 2:00 PM
12	Mental Health Care Facilities- High Need	10/17/2014 2:20 PM
13	Services for young girls/women; like a Girls Inc. type organization	10/16/2014 8:04 PM
14	Concrete Mental Health Resources (low cost long term access to therapist for mental illness)	10/8/2014 7:44 PM

## Community Needs Survey 2014

### Q4 Of the services you ranked as high, which do you think we need the most?

Answered: 39 Skipped: 46

#	Responses	Date
1	parking facilities	11/20/2014 4:22 PM
2	Drug and Alcohol Treatment facility	11/19/2014 8:01 PM
3	Job coaches to secure jobs for people with mental/ physical disabilities and to help solve on-site problems encountered.	11/18/2014 8:31 AM
4	Drugs and alcohol facility	11/17/2014 7:32 PM
5	People are commuting to jobs here from other places because they cannot afford to live here. That commuting causes air and noise pollution. also, low income students end up commuting into Davis and seniors on low fixed incomes.	11/17/2014 7:56 AM
6	drug & alcohol treatment	11/16/2014 9:32 PM
7	Drug and alcohol detox and rehab facilities	11/16/2014 9:29 PM
8	drug and alcohol Treatment	11/16/2014 2:01 PM
9	Mental health services for adults and kids. Also, I think we need a local animal shelter with no ties to the current one OR the YC SPCA, both of which are guilty of really poor handling of the area's homeless pets.	11/16/2014 6:52 AM
10	Alcohol treatment	11/15/2014 8:05 PM
11	Low cost housing/drug and mental health services for homeless	11/15/2014 4:14 PM
12	Easily accessible health care for medical, especially mentally ill and addicted, and the unsheltered.	11/15/2014 4:00 PM
13	Abused & neglected children's facility	11/15/2014 3:10 PM
14	Group care for persons with disabilities	11/14/2014 10:21 PM
15	drug/alcohol treatment facility	11/14/2014 9:33 PM
16	Youth Center- there is very little for teens in this town;	11/14/2014 2:48 PM
17	supportive housing for persons with disabilities	11/14/2014 2:27 PM
18	Group Care for individuals living with mental health concerns.	11/13/2014 12:32 PM

## Community Needs Survey 2014

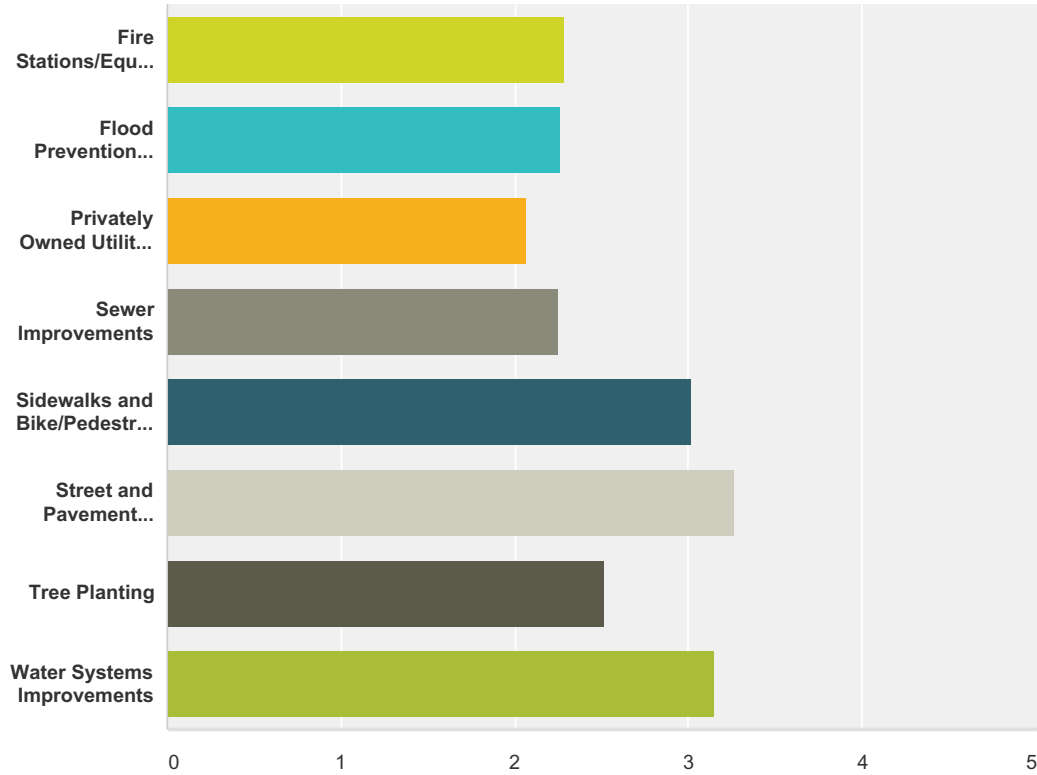
19	<p>-Abused and Neglected Children Facilities: I know that FamiliesFirst just closed, along with the Crisis Nursery. It seems like we definitely need, at least, the Crisis Nursery replaced. -Child Care Centers: It seems like we have plenty of those; however, we definitely need more Spanish speaking orientated facilities. Peregrine is too expensive, Headstart is primarily targeting families at risk and has a 5 day attendance requirement, and the two other Spanish speaking in-home facilities are either booked year round or are only daycare facilities and do not do the teaching like pre-schools. -Drug/Alcohol Treatment Facility: I am only aware of Jon Daly's drug treatment center in Davis and it is pretty small. AA is great for the first 90 days in conjunction to other outpatient care facilities depending on the need, which I have not been aware of in Davis. Probably the better question to assess is addiction treatment facilities, not just pointing to drugs. Very often I need to refer my clients to Woodland for Celebrate Recovery's sexual addiction program because there are none in Davis that I am aware of. -Group Care for Persons with Disabilities: This is similar to the above in that I need to refer my clients to Woodland for their Dementia support group. -Healthcare Facilities: There is just one baby friendly delivering hospital in Davis=Sutter. And if you are on Medi-Cal Sutter will not accept you as a patient, but will instead make you use the community clinic for pre-natal care and only be allowed to deliver at Sutter. You are not allowed to be seen by a OBGYN, but only midwives and sometimes physician assistants. -Parking Facilities: There's just not enough downtown parking. -Parks and Recreation Facilities: I love the variety of parks Davis has!!! We go to the park almost daily and to a new one every Sunday. So, I am very familiar with the Davis parks. There needs to be more parks or current parks re-done with soft ground for kids. My children have received several injuries at the parks and have anxiety about the woodchips. A rubber ground, not rubber chips because of Lead, like the one at Farmers Market would be best. In a 1997 Lancet study, researchers found that rubber playgrounds had the lowest rate of injury: half the risk of bark mulch and one-fifth the risk of concrete. And if the city continues to use the chips it is recommended to stain or seal them once a year for arsenic chemicals. Is this happening??? I brought this concern to the city and they informed me that it was not their call, but the call of the city council and that the city could not afford to change the play structures. Also, there needs to be a gym facility for the various exercise classes offered that included 'instructor controlled' AC system, mirrors, needed equipment, upgraded sound system, and built-in fans. -Senior Citizens Center: I think it just needs to be upgraded. -Youth Center: Yes, but it cannot be run like before where it is just a hang-out, ditch school, spot. There is a lot that can be done at a youth center. The right person needs to be running this with a passion and experience for kids and enough funds to get the job done right.</p>	11/9/2014 3:34 PM
20	I do not feel sufficiently knowledgeable to determine this.	11/6/2014 8:57 AM
21	Drug treatment centers	10/30/2014 3:23 PM
22	abused and neglected children facilities	10/28/2014 7:40 PM
23	drug and alcohol treatment	10/28/2014 7:29 PM
24	Center for People with Disabilities (including wheelchair repair, peer counseling, advocacy)	10/26/2014 2:00 PM
25	community centers and perhaps in the form of maker spaces where the community can get together peer learn and be creative and make things or business together (like other Davis Roots)	10/20/2014 2:14 PM
26	Drug/Alcohol Treatment Facility	10/17/2014 2:20 PM
27	Services for Girls/Young Women as mentined above. There is a real lack of programs for young girls/women to address self-esteem, mentoring, STEM and so on	10/16/2014 8:04 PM
28	Healthcare	10/16/2014 6:35 PM
29	child care centers to help working parents	10/16/2014 5:15 PM
30	child care centers	10/16/2014 4:31 PM
31	Community Centers, particularly one with space for large gatherings.	10/16/2014 4:23 PM
32	Parking	10/15/2014 3:50 PM
33	Foster Families	10/14/2014 3:34 PM
34	Drug/Alcohol Treatment	10/14/2014 9:19 AM
35	Yolo crisis nursery or similar.	10/13/2014 10:43 PM
36	Healthcare Facilities for Children, Mental Healthcare Facilities	10/13/2014 5:06 PM
37	More help for children in crisis	10/12/2014 8:52 PM
38	Drug/Alcohol Treatment Facility	10/12/2014 9:45 AM

# Community Needs Survey 2014

39	Group Care for Persons with Disabilities.	10/8/2014 7:44 PM
----	---	-------------------

**Q5 What do you think Davis needs the most? Please select the best answer for each type of improvement from the list below:**

Answered: 65 Skipped: 20



	No Need	Low Need	Medium Need	High Need	Total	Average Rating
Fire Stations/Equipment	21.15% 11	38.46% 20	30.77% 16	9.62% 5	52	2.29
Flood Prevention and/or Drainage Improvements	15.38% 8	48.08% 25	30.77% 16	5.77% 3	52	2.27
Privately Owned Utilities (Water, Electricity)	37.04% 20	33.33% 18	14.81% 8	14.81% 8	54	2.07
Sewer Improvements	14.58% 7	52.08% 25	27.08% 13	6.25% 3	48	2.25
Sidewalks and Bike/Pedestrian Paths	5.45% 3	23.64% 13	34.55% 19	36.36% 20	55	3.02
Street and Pavement Improvements	1.69% 1	20.34% 12	27.12% 16	50.85% 30	59	3.27
Tree Planting	11.11% 6	40.74% 22	33.33% 18	14.81% 8	54	2.52
Water Systems Improvements	1.82% 1	23.64% 13	32.73% 18	41.82% 23	55	3.15

## Community Needs Survey 2014

#	Other (please specify and rank priority of need)	Date
1	Protect our trees from drought (give information to private owners)--High Need	11/18/2014 8:31 AM
2	mistletoe out of trees medium need	11/17/2014 1:39 PM
3	1. Water Systems. 2. Sidewalks and bike/pedestrian paths 3. Street and Pavement Improvements.	11/9/2014 3:37 PM
4	Tree Maintenance Services (not just planting!)	11/8/2014 2:12 PM
5	Many sidewalks are in a state of disrepair due to poor watering practices of improper tree selection causing uneven sidewalks	10/28/2014 4:57 PM
6	Street buttons made reachable from a wheelchair--high need	10/26/2014 2:03 PM
7	taking care of the urban forest already planted	10/16/2014 5:16 PM
8	Davis Public Bank	10/14/2014 5:48 PM
9	Noise Reduction Measures	10/8/2014 7:46 PM



# Community Needs Survey 2014

## Q6 Of the services you ranked as high, which do you think we need the most?

Answered: 32 Skipped: 53

#	Responses	Date
1	Street and pavement improvements	11/20/2014 4:23 PM
2	Bike/Pedestrian paths	11/19/2014 8:04 PM
3	Protect our trees from drought.	11/18/2014 8:31 AM
4	Private utilities	11/17/2014 7:35 PM
5	water system - rates are terribly high and rose too fast	11/17/2014 1:39 PM
6	street and pavement improvement followed by sidewalk and bike/pedestrian walkways	11/16/2014 9:30 PM
7	The roads are a pressing issue, but I favor trees and bikes;)	11/16/2014 6:54 AM
8	Street and pavement improvements	11/15/2014 4:15 PM
9	resuracing and repairs of sidewalks, bike paths and streets	11/15/2014 4:01 PM
10	Water system improvements	11/15/2014 3:12 PM
11	water systems improvements	11/14/2014 9:34 PM
12	Bicycle and pedestrian facilities.	11/14/2014 3:00 PM
13	Street improvements	11/14/2014 2:49 PM
14	sidewalks, bike/pedestrian paths	11/14/2014 2:36 PM
15	Sidewalks and Bike/Pedestrian Paths	11/13/2014 12:33 PM
16	street and pavement improvements	11/12/2014 5:42 PM
17	We need to completely rethink storm water management. Rain water should be collected or infiltrated on site at each individual residence. This will increase resiliency, improve landscape health, and greatly reduce the strain and need to maintain or improve current systems.	11/6/2014 9:00 AM
18	Water Systems Improvements	10/30/2014 3:24 PM
19	None ranked high	10/28/2014 3:45 PM
20	sidewalk repair	10/26/2014 2:03 PM
21	Sidewalk improvement and water systems	10/16/2014 8:06 PM
22	street improvements in regards to traffic flow.	10/16/2014 6:37 PM
23	keep our streets well maintained for safety	10/16/2014 5:16 PM
24	bike path and side walk maintenance and repair - so much of our pathways are dangerous due to disrepair	10/16/2014 4:31 PM
25	Water!	10/16/2014 4:24 PM
26	Sewer	10/15/2014 3:51 PM
27	Davis Public Electric Utility	10/14/2014 5:48 PM
28	Tree Planting	10/14/2014 9:20 AM
29	Improved water quality	10/13/2014 10:45 PM
30	To replace the 30% of trees dead or dying within our middle aged neighborhoods.	10/12/2014 8:54 PM
31	Fire Station	10/12/2014 9:45 AM

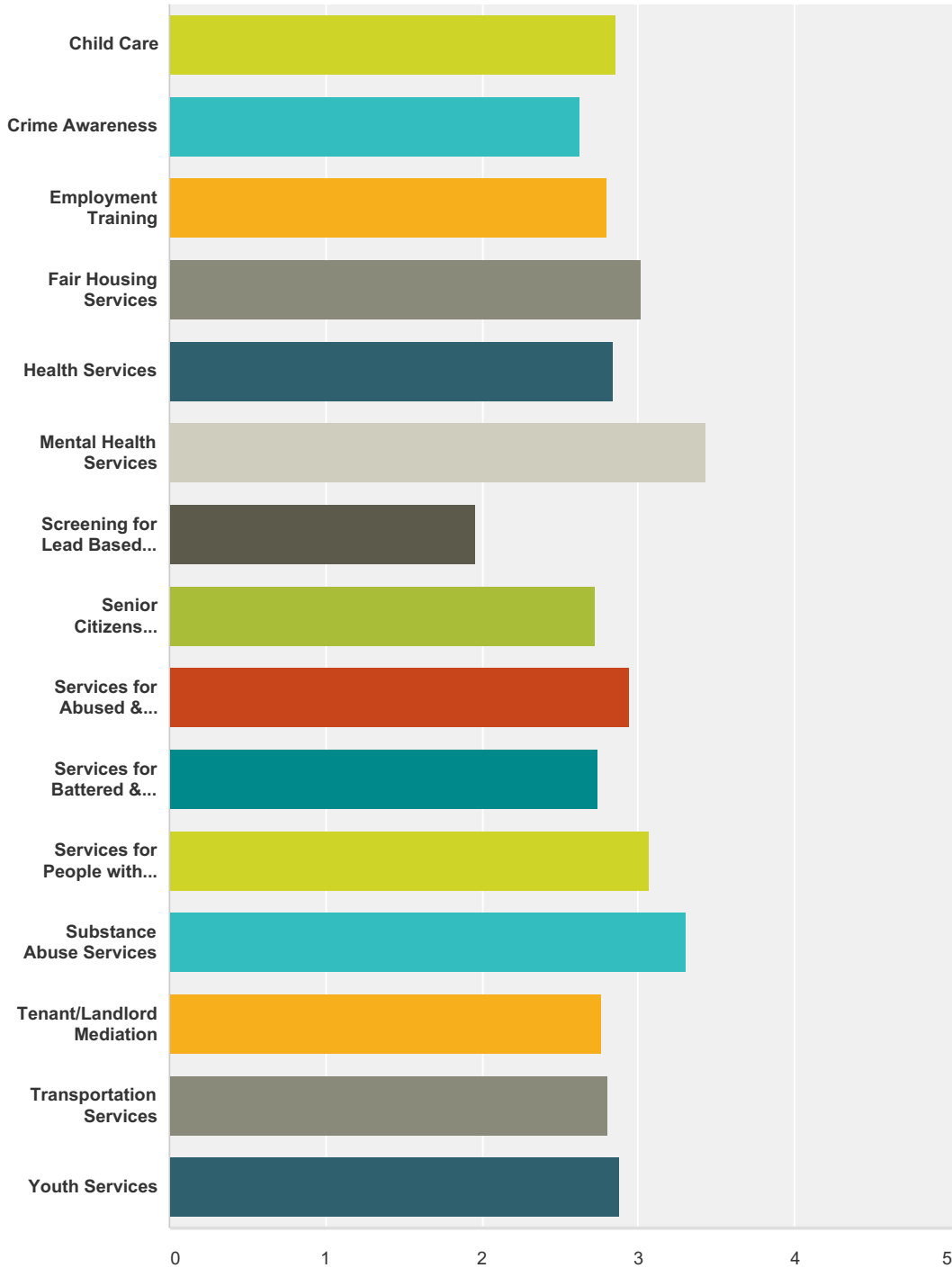
# Community Needs Survey 2014

32	Water Systems Improvements	10/8/2014 7:46 PM
----	----------------------------	-------------------

Community Needs Survey 2014

**Q7 What do you think Davis needs the most? Please select the best answer for each type of service from the list below:**

Answered: 67 Skipped: 18



	No Need	Low Need	Medium Need	High Need	Total	Average Rating
Child Care	4.00% 2	34.00% 17	34.00% 17	28.00% 14	50	2.86

## Community Needs Survey 2014

Crime Awareness	<b>5.88%</b> 3	<b>35.29%</b> 18	<b>49.02%</b> 25	<b>9.80%</b> 5	51	2.63
Employment Training	<b>5.88%</b> 3	<b>21.57%</b> 11	<b>58.82%</b> 30	<b>13.73%</b> 7	51	2.80
Fair Housing Services	<b>7.69%</b> 4	<b>21.15%</b> 11	<b>32.69%</b> 17	<b>38.46%</b> 20	52	3.02
Health Services	<b>6.12%</b> 3	<b>28.57%</b> 14	<b>40.82%</b> 20	<b>24.49%</b> 12	49	2.84
Mental Health Services	<b>1.72%</b> 1	<b>13.79%</b> 8	<b>24.14%</b> 14	<b>60.34%</b> 35	58	3.43
Screening for Lead Based Paint/Lead Hazards	<b>26.92%</b> 14	<b>53.85%</b> 28	<b>15.38%</b> 8	<b>3.85%</b> 2	52	1.96
Senior Citizens Services	<b>5.56%</b> 3	<b>40.74%</b> 22	<b>29.63%</b> 16	<b>24.07%</b> 13	54	2.72
Services for Abused & Neglected Children	<b>1.92%</b> 1	<b>30.77%</b> 16	<b>38.46%</b> 20	<b>28.85%</b> 15	52	2.94
Services for Battered & Abused Spouses	<b>3.92%</b> 2	<b>35.29%</b> 18	<b>43.14%</b> 22	<b>17.65%</b> 9	51	2.75
Services for People with Disabilities	<b>1.79%</b> 1	<b>16.07%</b> 9	<b>55.36%</b> 31	<b>26.79%</b> 15	56	3.07
Substance Abuse Services	<b>3.45%</b> 2	<b>17.24%</b> 10	<b>24.14%</b> 14	<b>55.17%</b> 32	58	3.31
Tenant/Landlord Mediation	<b>5.77%</b> 3	<b>32.69%</b> 17	<b>40.38%</b> 21	<b>21.15%</b> 11	52	2.77
Transportation Services	<b>5.77%</b> 3	<b>28.85%</b> 15	<b>44.23%</b> 23	<b>21.15%</b> 11	52	2.81
Youth Services	<b>6.25%</b> 3	<b>27.08%</b> 13	<b>39.58%</b> 19	<b>27.08%</b> 13	48	2.88

#	Other (please specify and rank priority of need)	Date
1	Crime awarness	11/20/2014 4:24 PM
2	Job coaches for people with mental and physical disabilities--High Need	11/18/2014 8:31 AM
3	Help finding affordable housing options...high	11/17/2014 8:04 AM
4	Animal shelter reform	11/16/2014 7:00 AM
5	1. fair housing services	11/15/2014 6:32 PM
6	life skills services like budeting, job prep and training	11/15/2014 4:04 PM
7	Homeless shelter	11/15/2014 3:15 PM
8	Almost no jobs in Davis, thus little need for employee training.	10/28/2014 4:59 PM
9	Families with disabled children (of any age) support	10/14/2014 5:50 PM

# Community Needs Survey 2014

## Q8 Of the services you ranked as high, which do you think we need the most?

Answered: 38 Skipped: 47

#	Responses	Date
1	(1) Mental Health Services (2) Job coaches for people with mental and physical disabilities.	11/18/2014 8:31 AM
2	Substance use services	11/17/2014 7:35 PM
3	Renters on low incomes are at a huge disadvantage in davis, especially those who are minorities, single moms, disabled, elderly. We are discriminated against. It would be great to have a fair housing program or if we have one, then to publicize it more, make it more proactive, do discrimination checks. Also, on Mental Health services, last year I took someone for mental health services who needed help right away and we were told we had two choices (1) go to hospital emergency room...and he felt this was stigmatizing and wouldnt go, or (2) call for an orientation in woodland and then after orientation he could get an appointment for a counselor. I was appalled that Davis didnt have our own regular daily mental health service and the bureaucracy someone had to go to before they could get an appointment. this was someone who did not have insurance. Please remember there are still people without insurance (undocumented residents, young people without parents, uneducated people, people in between jobs, and others)	11/17/2014 8:04 AM
4	mental health services, especially for those who are living on the streets	11/16/2014 9:31 PM
5	Mental health and disability services are both desperately needed. The services special needs kids receive in our school are completely inadequate. The only psychiatrist Yolo County Mental Health services has for children is a joke who hates his job. I really wish, though, that this survey mentioned the non-human residents of Davis. Our animal shelter could be implementing a number of innovative programs to reduce suffering, but stubbornly refuses to do the things proven to help animals. I really find this the most disturbing thing about Davis.	11/16/2014 7:00 AM
6	Fair housing services for FAMILIES that are in the 70% of median income,	11/15/2014 6:32 PM
7	Substance abuse services	11/15/2014 4:16 PM
8	all of them	11/15/2014 4:04 PM
9	Fair housing services	11/15/2014 3:15 PM
10	Services for people with disabilities	11/14/2014 10:23 PM
11	mental health services	11/14/2014 2:34 PM
12	Substance Abuse Services	11/13/2014 12:34 PM
13	services for people with disabilities	11/12/2014 5:44 PM
14	I want to speak on child care services: We applied for the child care subsidy program, twice, last year and this year. Last year we did not receive a phone call back and I found some other options. This year I again did not receive a phone call back, so I decided to call to check-in on the process. The representative on the phone told me that the reason no one followed up with me was because of the fact that although we qualify for help paying for child-care, we were not going to get any help because there are other needy families than us, with lower incomes, and there is not enough money to also help us. It seems like more fund need to be going towards the child care subsidy program.	11/9/2014 3:46 PM
15	Mental Health Services	11/8/2014 2:13 PM
16	I think a comprehensive pedi-cab system should be pursued.	11/6/2014 9:01 AM
17	Mental Health Services	10/30/2014 3:25 PM
18	Senior Citizen Services (adult day care in particular)	10/30/2014 11:54 AM
19	NAMI provides mental health support and info, but it is a volunteer organization. The Davis police are the first responders for most mental health emergencies. Fewer emergencies, more support and prevention is needed.	10/28/2014 7:46 PM
20	We need them all.	10/28/2014 3:55 PM

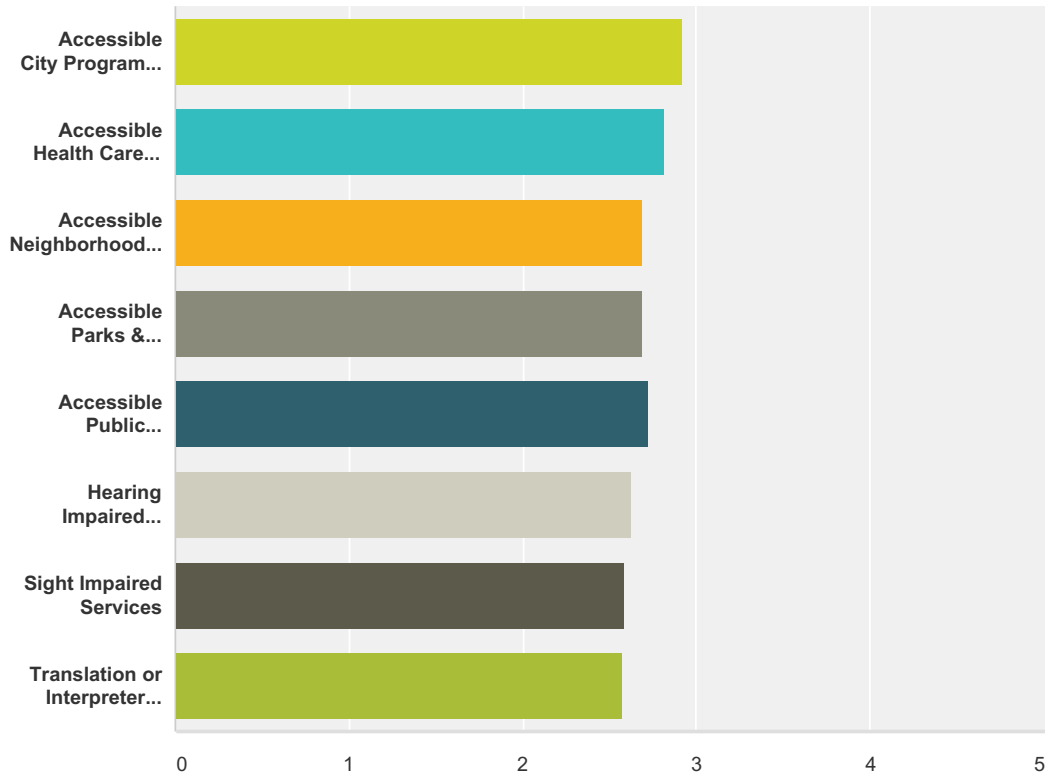
## Community Needs Survey 2014

21	Health services	10/28/2014 3:46 PM
22	Services for People with Disabilities (Note: Hopefully you realize this would also include seniors, people with substance abuse problems and mental health service as disability concerns)	10/26/2014 2:06 PM
23	Substance Abuse Services and Mental Health Services	10/17/2014 2:46 PM
24	senior citizens services	10/16/2014 8:19 PM
25	Youth Services and Transportation for Disabled Persons. The current system is very inefficient and costly	10/16/2014 8:09 PM
26	tenant landlord mediation	10/16/2014 6:39 PM
27	all of them	10/16/2014 5:17 PM
28	child care facilities	10/16/2014 4:32 PM
29	Fair Housing (fair for everyone, please - no mini dorms, no NIMBY behavior)	10/16/2014 4:25 PM
30	Crime Awareness	10/15/2014 3:52 PM
31	Mental health services	10/14/2014 5:50 PM
32	Youth Services	10/14/2014 3:36 PM
33	Substance Abuse	10/14/2014 9:22 AM
34	Youth	10/13/2014 10:46 PM
35	Mental Health Services	10/13/2014 5:07 PM
36	Comprehensive mental health working with our police department to deal with chronic issues with the transient population.	10/12/2014 8:56 PM
37	Mental Health Services	10/12/2014 9:46 AM
38	Mental Health Services	10/8/2014 7:47 PM

Community Needs Survey 2014

**Q9 What do you think Davis needs the most? Please select the best answer for each type of facility or service from the list below:**

Answered: 57 Skipped: 28



	No Need	Low Need	Medium Need	High Need	Total	Average Rating
Accessible City Programs & Services	4.17% 2	25.00% 12	45.83% 22	25.00% 12	48	2.92
Accessible Health Care Facilities	7.84% 4	31.37% 16	31.37% 16	29.41% 15	51	2.82
Accessible Neighborhood Facilities/Community Centers	8.33% 4	33.33% 16	39.58% 19	18.75% 9	48	2.69
Accessible Parks & Recreation Facilities	6.25% 3	35.42% 17	41.67% 20	16.67% 8	48	2.69
Accessible Public Buildings	8.51% 4	29.79% 14	42.55% 20	19.15% 9	47	2.72
Hearing Impaired Services	4.08% 2	38.78% 19	46.94% 23	10.20% 5	49	2.63
Sight Impaired Services	6.12% 3	40.82% 20	40.82% 20	12.24% 6	49	2.59
Translation or Interpreter Services	10.42% 5	29.17% 14	52.08% 25	8.33% 4	48	2.58

## Community Needs Survey 2014

#	Other (please specify and rank priority of need)	Date
1	High need for accessible bikeways - growing number of people who are unable to use a standard bicycle comfortably, but can use adult tricycles, recumbent bicycles, or other modified cycle to travel around town. Many bike lanes and paths are not wide enough to accommodate tricycles comfortably, and signals that must be actuated with a push button are often difficult for recumbent cyclists to reach.	11/14/2014 4:42 PM
2	What does "accessible" mean here?	11/6/2014 9:02 AM
3	What about Jobs?	10/28/2014 5:00 PM
4	SAFE Paratransit for wheelchair users and mobility impaired who can't climb steps into the current vehicles--high need	10/26/2014 2:09 PM



## Community Needs Survey 2014

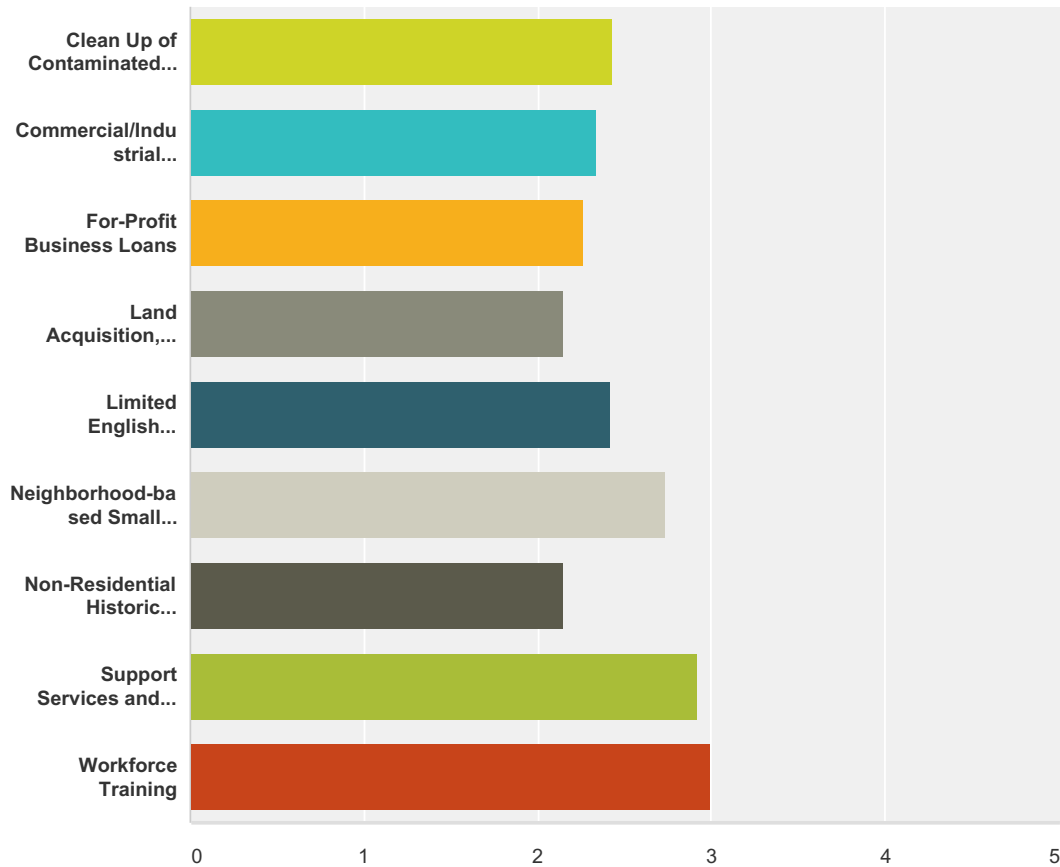
### Q10 Of the services you ranked as high, which do you think we need the most?

Answered: 18 Skipped: 67

#	Responses	Date
1	Accessible Health Care Facilities	11/18/2014 8:41 AM
2	I dont understand this question. Do you mean what does Davis need that it currently doesnt have? I dont know what we currently have and dont have in relation to accessibility, so cant answer this.	11/17/2014 8:05 AM
3	Mental health services	11/16/2014 7:03 AM
4	Accessible city services	11/15/2014 4:17 PM
5	all intersections shoul have voice when button pushed, like F Street signals	11/15/2014 4:05 PM
6	Accessible city programs and services	11/15/2014 3:16 PM
7	Accessible Public Buildings	11/13/2014 12:35 PM
8	I'm really not sure on this one	11/9/2014 3:47 PM
9	Accessible City Programs & Services	10/30/2014 3:27 PM
10	Accessible Health Care Facilities	10/30/2014 11:55 AM
11	Accessible health care facilities	10/28/2014 3:47 PM
12	SAFE Paratransit for wheelchair users and mobility impaired	10/26/2014 2:09 PM
13	Accessible public buildings	10/17/2014 2:47 PM
14	Sight Impaired Services	10/16/2014 8:13 PM
15	public bldgs	10/16/2014 6:40 PM
16	n/a	10/16/2014 5:18 PM
17	Accessible Health Care Facilities	10/13/2014 5:07 PM
18	Accessible Neighborhood Facilities Community Centers	10/8/2014 7:48 PM

**Q11 In order to be eligible for Economic Development programs, business owners would have to qualify under federally-set income levels to receive CDBG assistance. For those businesses that qualify for these programs, which of the following does Davis need? Please select the best answer for each type of program from the list below:**

Answered: 55 Skipped: 30



	No Need	Low Need	Medium Need	High Need	Total	Average Rating
Clean Up of Contaminated Sites	11.36% 5	45.45% 20	31.82% 14	11.36% 5	44	2.43
Commercial/Industrial Rehabilitation	13.64% 6	47.73% 21	29.55% 13	9.09% 4	44	2.34
For-Profit Business Loans	14.29% 6	54.76% 23	21.43% 9	9.52% 4	42	2.26
Land Acquisition, Commercial/Industrial Development	29.27% 12	39.02% 16	19.51% 8	12.20% 5	41	2.15

## Community Needs Survey 2014

Limited English Speaking Services (interpretation, translation)	<b>13.33%</b> 6	<b>35.56%</b> 16	<b>46.67%</b> 21	<b>4.44%</b> 2	45	2.42
Neighborhood-based Small Business Loans	<b>12.77%</b> 6	<b>29.79%</b> 14	<b>27.66%</b> 13	<b>29.79%</b> 14	47	2.74
Non-Residential Historic Preservation	<b>23.91%</b> 11	<b>47.83%</b> 22	<b>17.39%</b> 8	<b>10.87%</b> 5	46	2.15
Support Services and Technical Assistance for Non-Profit and For-Profit Businesses	<b>10.42%</b> 5	<b>20.83%</b> 10	<b>35.42%</b> 17	<b>33.33%</b> 16	48	2.92
Workforce Training	<b>8.16%</b> 4	<b>12.24%</b> 6	<b>51.02%</b> 25	<b>28.57%</b> 14	49	3.00

#	Other (please specify and rank priority of need)	Date
	There are no responses.	

# Community Needs Survey 2014

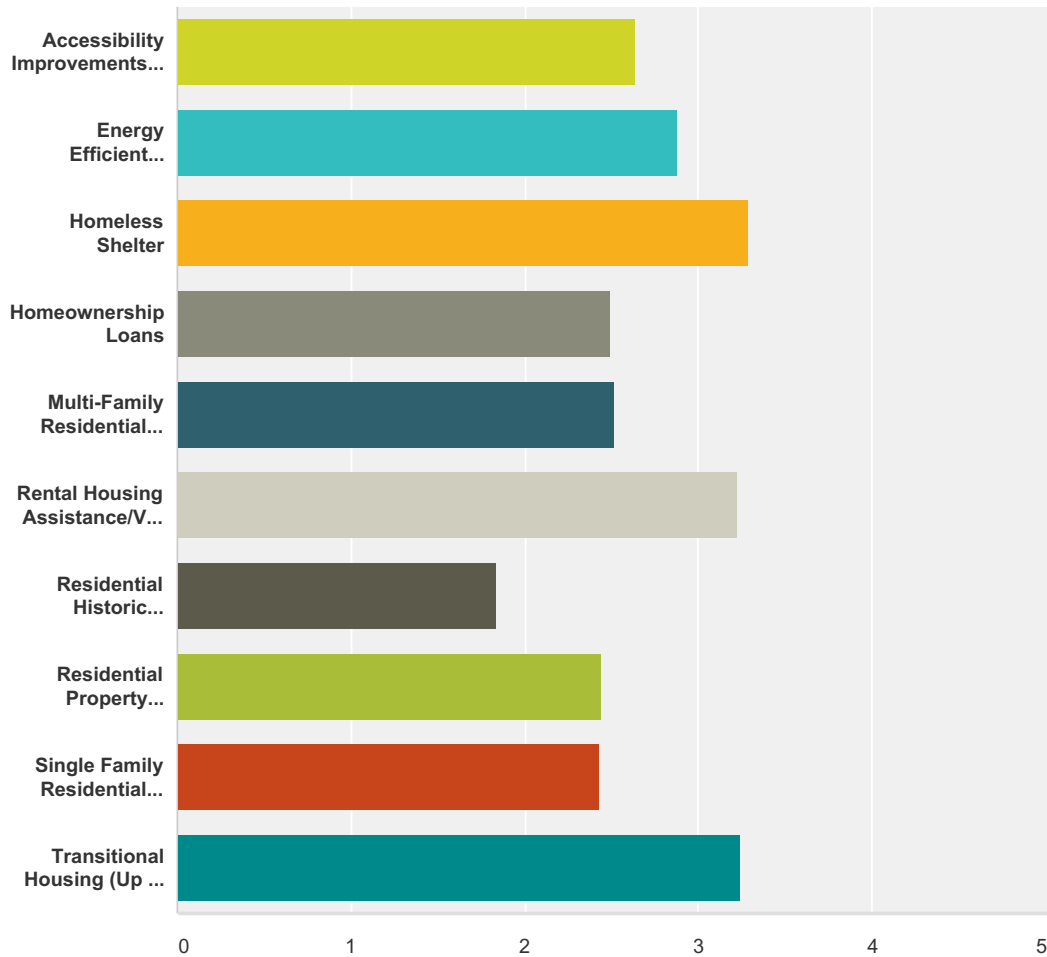
## Q12 Of the services you ranked as high, which do you think we need the most?

Answered: 19 Skipped: 66

#	Responses	Date
1	Land acquisition, commercial and industrial development	11/20/2014 4:26 PM
2	Workforce Training	11/18/2014 8:44 AM
3	I don't think for-profit businesses in Davis should be receiving scarce public resources.	11/17/2014 8:07 AM
4	workforce training for those trying to rise above homelessness but have no employment opportunities	11/16/2014 9:34 PM
5	Support services	11/15/2014 4:18 PM
6	Support Services and Technical Assistance for Non-Profit and For-Profit Businesses Support Services and Technical Assistance for Non-Profit and For-Profit Businesses No Need Support Services and Technical Assistance for Non-Profit and For-Profit Businesses Low Need Support Services and Technical Assistance for Non-Profit and For-Profit Businesses Medium Need Support Services and Technical Assistance for Non-Profit and For-Profit Businesses High Need	11/15/2014 3:19 PM
7	limited English proficient services	11/14/2014 2:36 PM
8	Support Services and Technical Assistance for Non-Profit and for-Profit Businesses	11/13/2014 12:37 PM
9	Clean Up of Contaminated Sites	10/30/2014 3:29 PM
10	Non-residential historic preservation	10/28/2014 3:48 PM
11	Workforce Training	10/26/2014 2:11 PM
12	Workforce Training	10/17/2014 2:48 PM
13	commercial rehabilitation	10/16/2014 6:41 PM
14	workforce training for unemployed or underemployed persons	10/16/2014 5:20 PM
15	Support service for non-profits	10/16/2014 4:27 PM
16	neighborhood based small business loans through private banks (not the government)	10/15/2014 3:53 PM
17	Workforce Training	10/14/2014 3:38 PM
18	Support for Nonprofits and NOT for for-profit businesses	10/14/2014 9:25 AM
19	Neighborhood based Small Business Loans	10/8/2014 7:51 PM

**Q13 For programs related to housing, tenants, homeowners and property owners would have to qualify under federally-set income requirements to receive assistance. For those people that qualify for these programs, which of the following does Davis need? Please select the best answer for each type of program from the list below:**

Answered: 62 Skipped: 23



	No Need	Low Need	Medium Need	High Need	Total	Average Rating
Accessibility Improvements to Homes	9.52% 4	38.10% 16	30.95% 13	21.43% 9	42	2.64
Energy Efficient Improvements for Single Family Homes	8.16% 4	24.49% 12	38.78% 19	28.57% 14	49	2.88
Homeless Shelter	7.27% 4	14.55% 8	20.00% 11	58.18% 32	55	3.29

## Community Needs Survey 2014

Homeownership Loans	<b>16.28%</b> 7	<b>32.56%</b> 14	<b>37.21%</b> 16	<b>13.95%</b> 6	43	2.49
Multi-Family Residential Rehabilitation (Including Asbestos Removal/ Lead-based Paint Testing & Abatement)	<b>13.04%</b> 6	<b>36.96%</b> 17	<b>34.78%</b> 16	<b>15.22%</b> 7	46	2.52
Rental Housing Assistance/Voucher Program	<b>9.43%</b> 5	<b>7.55%</b> 4	<b>33.96%</b> 18	<b>49.06%</b> 26	53	3.23
Residential Historic Preservation	<b>36.36%</b> 16	<b>50.00%</b> 22	<b>6.82%</b> 3	<b>6.82%</b> 3	44	1.84
Residential Property Maintenance – Code Enforcement	<b>18.75%</b> 9	<b>35.42%</b> 17	<b>29.17%</b> 14	<b>16.67%</b> 8	48	2.44
Single Family Residential Rehabilitation (Including Asbestos Removal/ Lead-based Paint Testing & Abatement)	<b>15.91%</b> 7	<b>38.64%</b> 17	<b>31.82%</b> 14	<b>13.64%</b> 6	44	2.43
Transitional Housing (Up to 18 Months)	<b>9.43%</b> 5	<b>13.21%</b> 7	<b>20.75%</b> 11	<b>56.60%</b> 30	53	3.25

#	Other (please specify and rank priority of need)	Date
1	Senior citizen housing high need	11/16/2014 9:35 PM
2	affordable wheelchair accessible apartments	10/26/2014 2:12 PM

# Community Needs Survey 2014

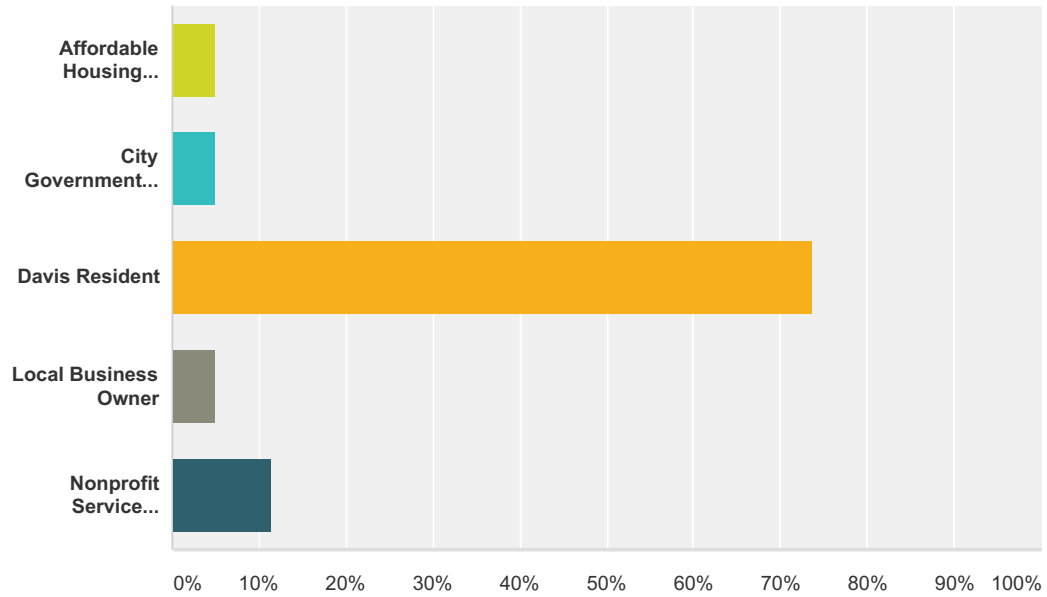
## Q14 Of the services you ranked as high, which do you think we need the most?

Answered: 22 Skipped: 63

#	Responses	Date
1	Homeless Shelter	11/18/2014 8:49 AM
2	There is so little government help, I dont thijnk it should go to homeowners or single family homes. it should go to help those who are most needy and cant afford rent or have other issues preventing them from getting a home.	11/17/2014 8:12 AM
3	transitional housing with training programs	11/16/2014 9:35 PM
4	Homeless shelter	11/15/2014 4:19 PM
5	housing for the needy!!!	11/15/2014 4:07 PM
6	Transitional Housing (Up to 18 Months) Transitional Housing (Up to 18 Months) No Need Transitional Housing (Up to 18 Months) Low Need Transitional Housing (Up to 18 Months) Medium Need Transitional Housing (Up to 18 Months) High Need	11/15/2014 3:21 PM
7	rental housing assistance	11/14/2014 2:37 PM
8	Transitional Housing	11/13/2014 12:39 PM
9	Homeless Shelter	10/30/2014 3:29 PM
10	Transitional Housing	10/30/2014 11:57 AM
11	residential historic preservation	10/28/2014 3:49 PM
12	affordable wheelchair accessible apartments	10/26/2014 2:12 PM
13	MF Rehab and Rental Assistance	10/17/2014 2:51 PM
14	code enforcement particularly of student rentals	10/16/2014 8:22 PM
15	energy improvements	10/16/2014 6:43 PM
16	housing for homeless people	10/16/2014 5:21 PM
17	Transitional housing	10/16/2014 4:28 PM
18	Homeless Shelter	10/14/2014 3:39 PM
19	Homeless Shelter	10/14/2014 9:26 AM
20	Transitional housing	10/13/2014 10:49 PM
21	Energy efficiency for homeowners	10/12/2014 8:59 PM
22	Rental Housing Voucher	10/8/2014 7:52 PM

### Q15 Which group represents you best?

Answered: 61 Skipped: 24



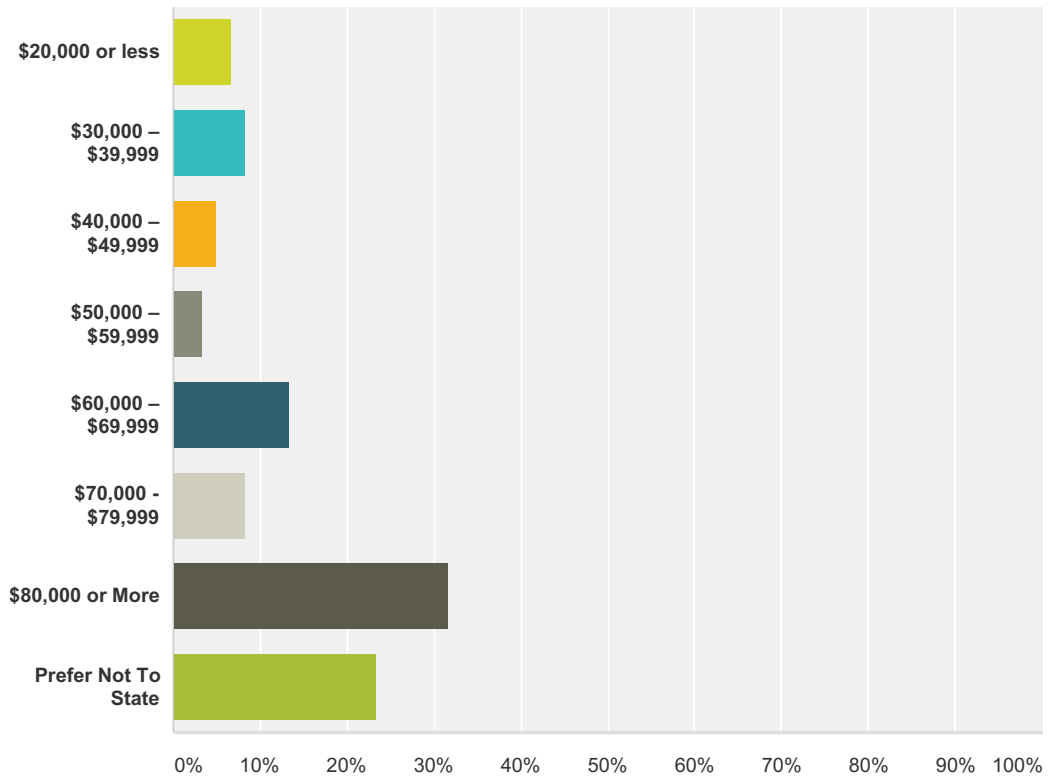
Answer Choices	Responses
Affordable Housing Provider	4.92% 3
City Government Staff	4.92% 3
Davis Resident	73.77% 45
Local Business Owner	4.92% 3
Nonprofit Service Provider	11.48% 7
<b>Total</b>	<b>61</b>

#	Other (please specify)	Date
1	I'm also a nonprofit service provider	11/9/2014 3:54 PM
2	City Commission member	10/28/2014 7:48 PM
3	and city government staff	10/28/2014 4:00 PM



### Q17 What is your annual household income?

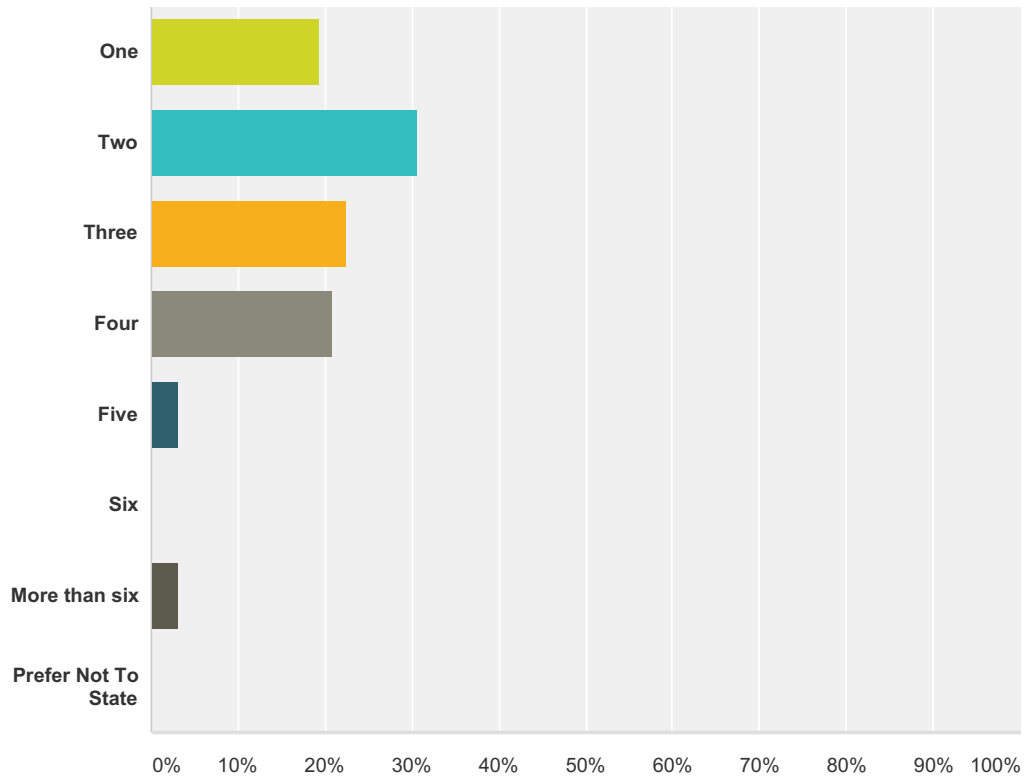
Answered: 60 Skipped: 25



Answer Choices	Responses
\$20,000 or less	6.67% 4
\$30,000 - \$39,999	8.33% 5
\$40,000 - \$49,999	5.00% 3
\$50,000 - \$59,999	3.33% 2
\$60,000 - \$69,999	13.33% 8
\$70,000 - \$79,999	8.33% 5
\$80,000 or More	31.67% 19
Prefer Not To State	23.33% 14
<b>Total</b>	<b>60</b>

### Q16 How many people are in your household?

Answered: 62 Skipped: 23

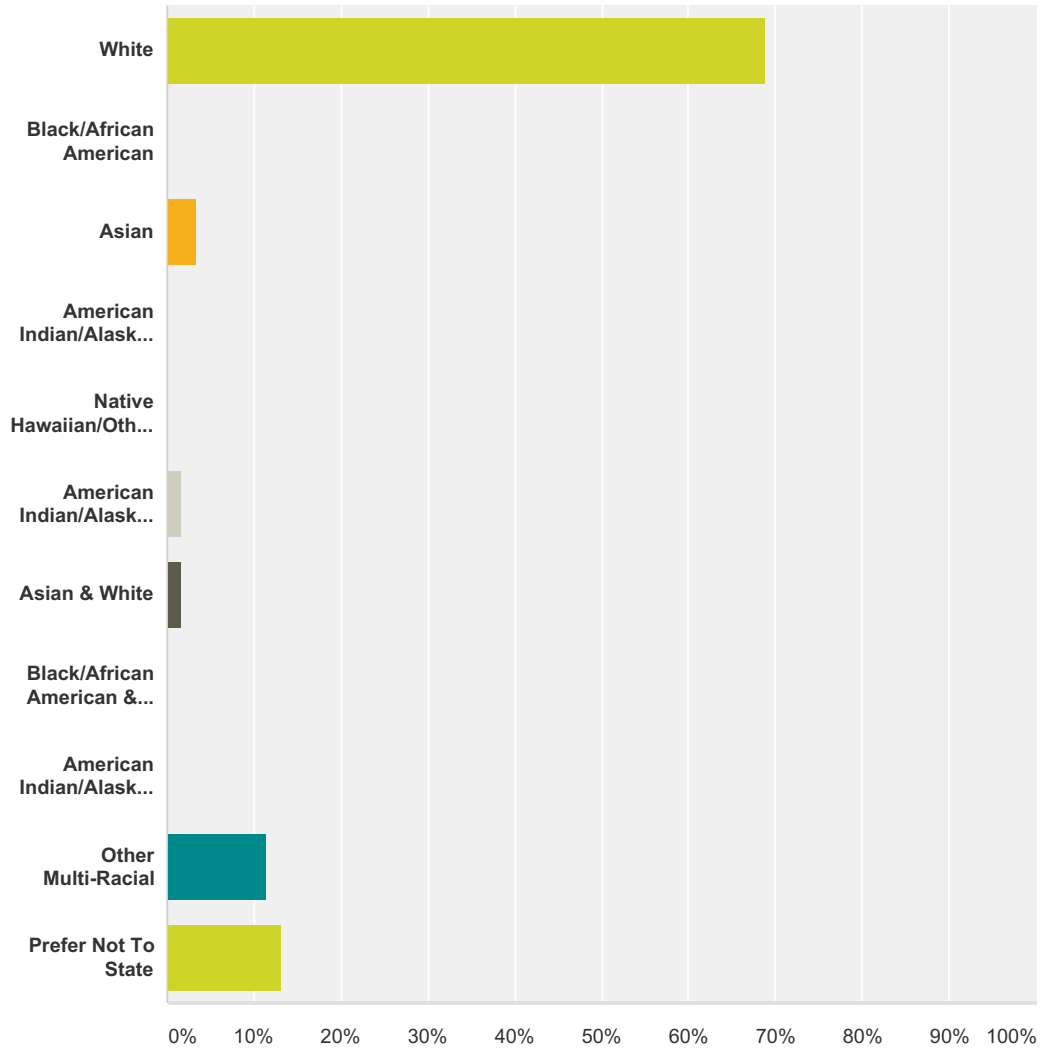


Answer Choices	Responses	
One	19.35%	12
Two	30.65%	19
Three	22.58%	14
Four	20.97%	13
Five	3.23%	2
Six	0.00%	0
More than six	3.23%	2
Prefer Not To State	0.00%	0
<b>Total</b>		<b>62</b>

Community Needs Survey 2014

**Q18 Please let us know your race:**

Answered: 61 Skipped: 24



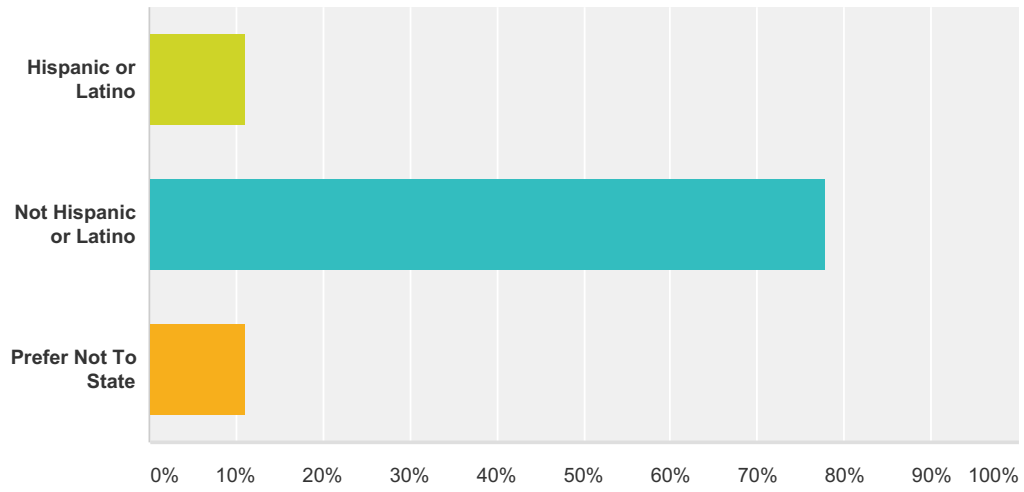
Answer Choices	Responses
White	68.85% 42
Black/African American	0.00% 0
Asian	3.28% 2
American Indian/Alaskan Native	0.00% 0
Native Hawaiian/Other Pacific Islander	0.00% 0
American Indian/Alaskan Native & White	1.64% 1
Asian & White	1.64% 1
Black/African American & White	0.00% 0
American Indian/Alaskan Native & Black/African American	0.00% 0

## Community Needs Survey 2014

Other Multi-Racial	11.48%	7
Prefer Not To State	13.11%	8
<b>Total</b>		<b>61</b>

### Q19 Please indicate Hispanic/Latino Ethnicity

Answered: 45 Skipped: 40



Answer Choices	Responses
Hispanic or Latino	11.11% 5
Not Hispanic or Latino	77.78% 35
Prefer Not To State	11.11% 5
<b>Total</b>	<b>45</b>

Community Needs Survey 2014

**Q20 That's all our questions! We want to thank you for taking the time to fill out this survey. If you have anything else you'd like to add or contribute to this questionnaire, please include it in the box below. We will make sure your contribution is taken into account within the Davis Consolidated Plan as we set priorities for services, facilities and programs over the next 5 years. Don't forget that if you would like more information on this Consolidated Plan process, or would like to give input in person, you are encouraged to attend the Social Services Commission meeting on Monday, November 17, 2014 starting at 7:00pm (in the Chambers at 23 Russell Blvd.), where the Commission is seeking comments and suggestions from service providers and community members on the future of public services offered in Davis.**

Answered: 4 Skipped: 81

#	Responses	Date
1	Davis needs to help hard working families who make more than minimum wage but less than the average income, it seems that in order to get affordable housing in davis you either need to be on welfare/food stamps or be flat broke no job, there are hard working families that would love to live in davis but they can't because they make too much money to be considered low income and not enough money to afford a cheap regular priced apartment.	11/15/2014 6:39 PM
2	Better paratransit. Universal Design ordinance.	11/12/2014 5:49 PM
3	I moved to Davis 9 years ago. It took me 9 mths. to find a wheelchair accessible living situation. I signed up for HUD vouchers and have not heard back yet...I guess I'm still on the waiting list. Many other problems for wheelchair users exist in Davis and the rubber stamp Disability Advisory Committee is a joke. We really need an Independent Living Ctr. for disabled people here badly or, at the minimum, a disability concerns staff person designated full time to our needs. This would include someone to address the needs of disabled seniors, alcohol and drug abusers, people with mental health concerns, and youth with learning disabilities. Davis is NOT disability friendly.	10/26/2014 2:19 PM
4	more enforcement of bicycles not following the rules of the road	10/16/2014 8:23 PM