

Yolo County 2013

The image is a composite graphic titled "Yolo County 2013" and "Agricultural Crop Report". It features a background of a weathered wooden fence. The central element is a stylized "Official Map of the County of Yolo, California". The map is overlaid with several photographs of agricultural products and rural scenes. The photographs include: a close-up of pink cherry blossoms; a wooden water tower on a hill with a windmill; a bunch of ripe blue grapes; a field of bright yellow sunflowers; and a cluster of red tomatoes. The map itself contains various labels such as "R.5W.", "R.4W. COLUSA R.3W.", "R.2W. COUNTY R.1W.", "T.12N.", "T.11N.", "SOLANO CO.", "CITY OF WASHINGTON AND ENVIRONMENTAL", "WARD 2", "WARD 3", "WARD 4", "WARD 5", "WARD 6", "WARD 7", "WARD 8", "WARD 9", "WARD 10", "WARD 11", "WARD 12", "WARD 13", "WARD 14", "WARD 15", "WARD 16", "WARD 17", "WARD 18", "WARD 19", "WARD 20", "WARD 21", "WARD 22", "WARD 23", "WARD 24", "WARD 25", "WARD 26", "WARD 27", "WARD 28", "WARD 29", "WARD 30", "WARD 31", "WARD 32", "WARD 33", "WARD 34", "WARD 35", "WARD 36", "WARD 37", "WARD 38", "WARD 39", "WARD 40", "WARD 41", "WARD 42", "WARD 43", "WARD 44", "WARD 45", "WARD 46", "WARD 47", "WARD 48", "WARD 49", "WARD 50", "WARD 51", "WARD 52", "WARD 53", "WARD 54", "WARD 55", "WARD 56", "WARD 57", "WARD 58", "WARD 59", "WARD 60", "WARD 61", "WARD 62", "WARD 63", "WARD 64", "WARD 65", "WARD 66", "WARD 67", "WARD 68", "WARD 69", "WARD 70", "WARD 71", "WARD 72", "WARD 73", "WARD 74", "WARD 75", "WARD 76", "WARD 77", "WARD 78", "WARD 79", "WARD 80", "WARD 81", "WARD 82", "WARD 83", "WARD 84", "WARD 85", "WARD 86", "WARD 87", "WARD 88", "WARD 89", "WARD 90", "WARD 91", "WARD 92", "WARD 93", "WARD 94", "WARD 95", "WARD 96", "WARD 97", "WARD 98", "WARD 99", "WARD 100".

OFFICIAL MAP OF THE COUNTY OF YOLO CALIFORNIA

Showing Roads, Railroads, Voting Precincts, School and Post Districts, Governmental Sections, and Foreign Ownership.

Agricultural Crop Report

Crop Report

Yolo County Department of Agriculture and Weights & Measures

"We exist to satisfy the needs of our clients not just to produce an output." (Unknown Author)

Yolo County Strategic Goals

Advance innovation
Champion job creation and economic opportunities
Collaborate to maximize success
Enhance and sustain the safety net
Preserve and ensure safe and crime free communities
Preserve and support agriculture
Protect open space and the environment
Provide fiscally sound, dynamic and responsive services

Department Vision, Mission and Values

Vision

Our vision is to serve agriculture, the business community and the residents of Yolo County, through collaboration and partnership using the most efficient, effective and progressive means available, doing our part to ensure Yolo County has preserved agriculture and is a safe, healthy, and enjoyable environment in which to work, play and live.

Mission

Our mission is to promote and protect Yolo County agriculture and the environment, ensure the health and safety of our residents, and foster confidence and equity in the marketplace through the fair and equitable enforcement of the laws, regulations, and ordinances enacted by the people of the State of California and the County of Yolo.

Values

Employees of the Department of Agriculture and Weights & Measures, in an effort to accomplish the Department's Vision and Mission, share these values in the course of our work and our employment with Yolo County.

Honesty
Integrity
Trust
Enthusiasm
Courtesy
Customer Service
Initiative
Good Stewardship of Scarce Public Resources
Continuous Improvement
Personal and Professional Growth
Respect and Tolerance of the Rights and Beliefs of Others



County of Yolo

70 Cottonwood Street

Woodland, California 95695-2557

(530)666-8140

FAX (530)666-8140

John Young

AGRICULTURAL COMMISSIONER
SEALER OF WEIGHTS AND MEASURES

July, 2014

Karen Ross, Secretary, California Department of Food and Agriculture and Honorable Board of Supervisors,
County of Yolo

Pursuant to the provisions of Sections 2279 and 2272 of the California Food and Agriculture Code, I am pleased to present the Yolo County Crop Report for 2013. This annual publication summarizes the acreage production and valuation of Yolo County's agricultural commodities. These figures denote gross value of production and do not attempt to reflect net farm income.

The gross value of Yolo County's agricultural production for 2013 was \$721,636,091 an all-time high, and an increase of 12.89% from 2012. This increase reflects overall higher price per unit for commodities and increases in acreage. Nut crops (walnuts and almonds) exhibited marked increases in price per unit from 2012 with combined farm gate values roughly 45% higher for the 2013 cropping season.

Processing tomatoes remain Yolo County's leading commodity with a gross value of \$107,880,514. Although harvested acres were fewer than in 2012, the commodity increased in value due to a slightly increased price for the 2013 cropping season.

Wine grapes, rice, and walnuts remain in the top five commodities according to gross value, with wine grapes moving to the number two position ahead of almonds. Almonds edged into third position in gross value ahead of rice. The gross value of organic production increased by nearly 50% to \$60,112,109 for 2013. Alfalfa, field corn, sunflower seed and wheat round out the top ten commodities for 2013.

I would like to express my appreciation to all the farmers, ranchers, and agencies who contributed data making this report possible. Special recognition for the compilation of this report goes to Jenni King, Leslie Churchill, Cecilia Gonzales, Dennis Chambers, Molly Quisenberry and all the staff that assisted in gathering the information.

To see this or any previous crop reports online, or to learn about the programs and services provided by the Yolo County Department of Agriculture, visit: www.yolocounty.org/ag.

Respectfully submitted,
John Young

Agricultural Commissioner

Table of Contents

Top 20 Commodities	4
Vegetable Crops	5
Organic Production	5
Nursery Products	5
Wine Grapes	6
Field Crops	7
Seed Crops.....	8
Fruit & Nut Crops.....	8
Export Partners.....	9
Apiary, Livestock, & Poultry Products.....	10
Commodity Summary.....	10
Sustainable Agriculture Report	11
Community Supported Agriculture	13
Farmers Market	13
Yolo County Wine Tasting Rooms.....	14
Farm to School	15
Ag in the Classroom	16
Mike McGowan.....	17
Acknowledgements	18

Top 20 Commodities

Commodity	2013	2012	2011
1. Tomato, Processing	\$107,880,514	\$111,566,739	\$106,792,881
2. Grapes, Wine (All)	69,492,816	66,293,028	48,757,213
3. Almond (Meats)	69,361,475	41,412,384	26,479,988
4. Rice ¹	62,737,562	60,012,106	58,158,982
5. Walnuts	62,669,376	49,284,358	33,506,903
6. Organic Production (Total)	60,112,109	40,162,333	30,230,248
7. Hay, Alfalfa	52,656,860	51,446,496	45,935,401
8. Sunflower Seed	27,996,695	23,218,476 ²	19,655,460
9. Corn, Field ³	23,461,479	29,796,166	24,625,305
10. Wheat	19,816,488	20,435,199	20,674,595
11. Cattle & Calves	18,240,591	17,289,098	13,850,250
12. Nursery (All) ⁴	15,101,943	12,793,070	13,975,185
13. Olives (Oil)	7,441,322	2,131,035	
14. Apiary ⁵	6,444,746	5,548,616	5,441,779
15. Hay, Grain ⁶	6,365,448	4,847,176	4,013,193
16. Pasture and Grass Seed	4,937,929	4,357,060	4,306,875
17. Plum, Dried	4,223,464	6,076,800	6,673,001
18. Safflower	3,856,832	5,237,866	4,432,303
19. Almond (Hulls)	2,127,900		
20. Vine Seed	2,073,879	4,047,853	7,083,628

¹ Includes seed. Values include Federal Rice Payments.

² Corrected 2012 value.

³ Includes silage.

⁴ Includes bareroot, benchgraft, budwood, cuttings, trees, container stock, organic trasplants, and transplants.

⁵ Includes honey, pollination, package bees, queens, colonies and wax.

⁶ Includes oat, ryegrass, sudangrass, and volunteer hay.



Crop	Year	Production			Value	
		Harvested Acres	Per Acre	Total Tons	Per Ton	Total
Tomatoes, Processing	2013	34,558	44.45	1,536,103	\$ 70.23	\$ 107,880,514
	2012	36,843	43.34	1,596,776	69.87	111,566,739
Miscellaneous ¹	2013	5,972				21,244,754
	2012	5,153				14,886,513
TOTAL	2013	40,530				\$ 129,125,268
	2012	41,996				\$ 126,453,252

¹ Miscellaneous—Asparagus, broccoli, carrot, collard, cucumber, garlic, leek, lettuce, melon (including honeydew), mustard, peppers, pumpkin, squash, sweet corn, tomato (fresh), watermelon, and other truck crops.



	Year	Acres	Total
Production, Organic	*2013	34,100	\$ 47,876,786
	*2012	34,966	28,299,258
Fresh Market, Organic	2013	1,356	12,235,323
	2012	1,041	11,863,075
Total	2013	35,456	\$ 60,112,109
	2012	36,007	\$ 40,162,333

* Includes organic range land.

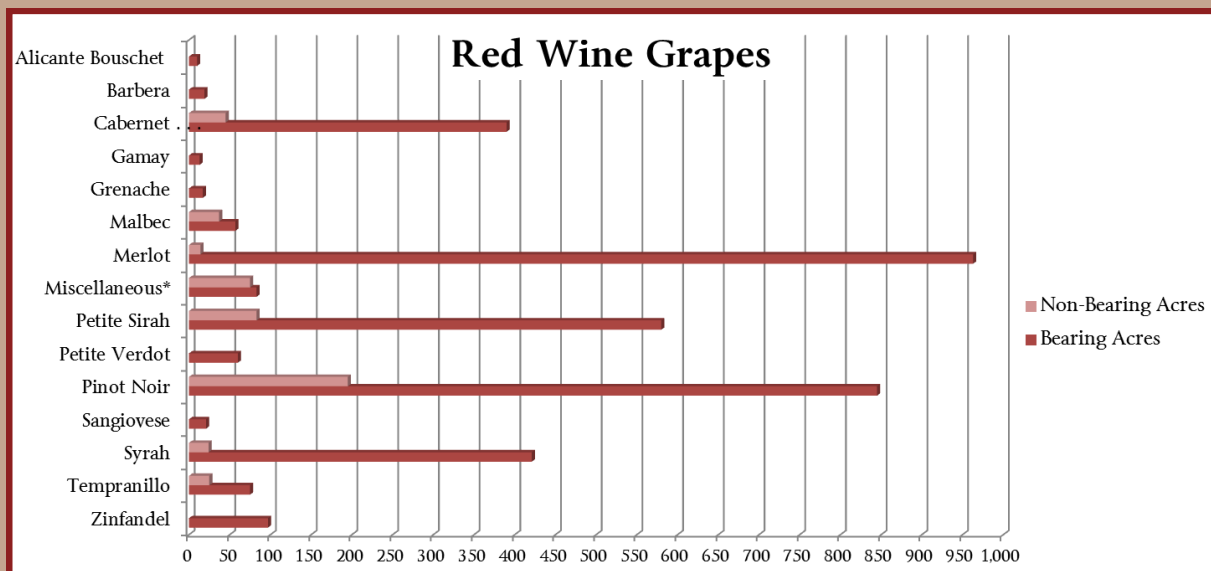


	Year	Acres	Total
Propagative Stock ²	2013	262	\$ 4,171,355
	2012	262	4,181,885
Nursery Stock ³	2013	85	10,930,588
	2012	41	8,611,185
Total	2013	347	\$ 15,101,943
	2012	303	\$ 12,793,070

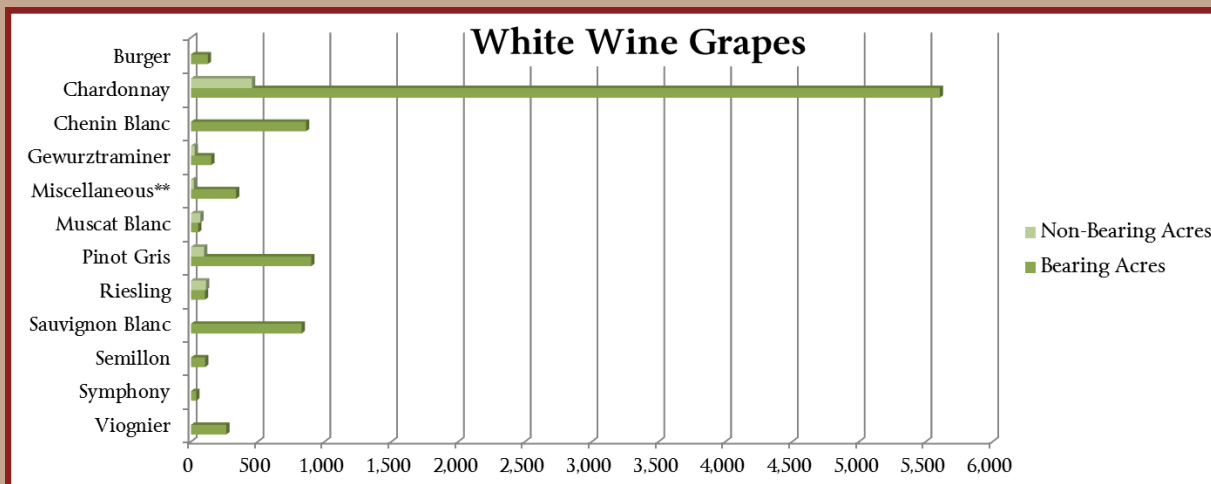
² Includes bareroot, benchgraft, budwood and cuttings.
³ Includes trees, container stock, organic transplants, and transplants.



Crop	Year	Production		Value		
		Harvested Acres	Per Acre	Total Tons	Per Ton	Total
Wine Grapes (Red)	2013	3,651	6.35	23,184	\$ 828.41	\$ 19,205,857
	2012	3,309	5.80	19,192	898.44	17,242,860
Wine Grapes (White)	2013	9,379	8.30	77,846	645.98	\$ 50,286,959
	2012	8,855	8.64	76,507	641.12	49,050,168



* Includes: Aglianico, Arino, Cabernet Franc, Counoise, Dolcetto, Durif, Grenache Noir, Mourvedre, Primitivo, Sangiovese, Tannat, Teroldego, and others.



**Includes: Airen, Albarino, Colombard, Grenache Blanc, Picpool Blanc, Roussanne, Verdelho, Vermentino, and others.



Field Crops

Crop	Year	Production			Value	
		Harvested Acres	Per Acre	Total Tons	Per Ton	Total
Corn, Field ¹	2013	19,368	5.83	112,915	\$207.78	\$23,461,479
	2012	23,537	5.73	134,867	220.93	29,796,166
Hay, Alfalfa	2013	41,030	6.22	255,207	206.33	52,656,860
	2012	42,565	6.3	268,160	191.85	51,446,496
Hay, Grain ²	2013	15,978	2.67	42,661	149.21	6,365,448
	2012	10,568	3.17	33,501	144.69	4,847,176
Pasture, Irrigated	2013	11,500			*145.00	1,667,500
	2012	11,500			*128.75	1,480,625
Pasture, Dry	2013	116,200			*12.40	1,440,880
	2012	117,000			*13.91	1,627,470
Rice ³	2013	38,432	4.21	161,799	387.75	62,737,562
	2012	40,461	4.15	167,913	357.4	60,012,106
Safflower	2013	7,808	0.97	7,574	509.22	3,856,832
	2012	9,790	1.05	10,280	509.52	5,237,866
Wheat	2013	33,276	2.48	82,524	240.13	19,816,488
	2012	35,754	2.5	89,385	228.62	20,435,199
Miscellaneous ⁴	2013	88,744				19,473,769
	2012	89,465				18,966,361
Total	2013	372,336				\$191,476,818
	2012	380,640				\$193,849,465

¹ Includes silage.

² Includes oat, ryegrass, sudangrass, and volunteer hay.

³ Includes seed. Values include Federal Rice Payments.

⁴ Includes barley, canola, dry beans, grass hay, milo, oats, screenings, straw, timothy grass hay, triticale, and wild. Screenings are generated by the mill, not by the grower.


* Indicates value per acre.



Seed Crops

Certified Seed	Year	Harvested		Non-Certified Seed	Year	Harvested	
		Acres	Total Value			Acres	Total Value
Small Grain	2013	2,551	\$ 1,500,885	Pasture and Grass	2013	588	\$ 4,937,929
	2012	2,992	1,748,641		2012	512	4,357,060
Sunflower	2013	24,491	27,996,695	Vine Seed	2013	1,163	2,073,879
	2012	21,932	*23,218,476		2012	3,167	4,047,853
Miscellaneous ¹	2013	5,969	21,792,750	Miscellaneous ²	2013	1,000	4,329,210
	2012	6,349	18,786,164		2012	2,103	5,472,941
Total	2013	33,011	\$ 51,290,330	TOTAL	2013	2,751	\$ 11,341,018
	2012	31,273	\$ *43,753,281		2012	5,782	\$ 13,877,854

¹ Includes alfalfa, beans, canola, carrots, cole crops, corn, cucumber, melon, onions, peppers, rice, safflower, sorghum, squash, and tomatoes.
² Includes artichoke, carrots, cabbage, corn, grasses, native flowers, kohlrabi, onions, and safflower.
* Corrected 2012 value.



Fruit & Nut Crops

	Year	Production			Value	
		Harvested Acres	Per Acre	Total Tons	Per Ton	Total
Almond (Meats)	2013	17,737	0.93	16,495	\$ 4,205	\$ 69,361,475
	2012	14,748	0.75	11,061	3,744	41,412,384
Almond (Hulls)	2013			21,279	100	2,127,900
Olives (oil)	2013	3,107	3.64	11,309	658	7,441,322
	2012	1,503	3.45	5,185	411	2,131,035
Plums, Dried	2013	1,746	1.63	2,846	1,484	4,223,464
	2012	1,851	2.85	5,275	1,152	6,076,800
Walnuts, All	2013	14,400	1.32	19,008	3,297	62,669,376
	2012	13,357	1.36	18,166	2,713	49,284,358
Miscellaneous ¹	2013	1,699				14,280,736
	2012	1,558				11,241,575
Total	2013	38,689				\$ 160,104,273
	2012	33,017				\$ 110,146,152

¹ Includes, apples, apricots, blackberries, blueberries, cherries, chestnuts, citrus, figs, jujubes, kiwis, mulberries, nectarines, oranges, peaches, pears, persimmons, pistachios, plums, pomegranates, strawberries, and table grapes.

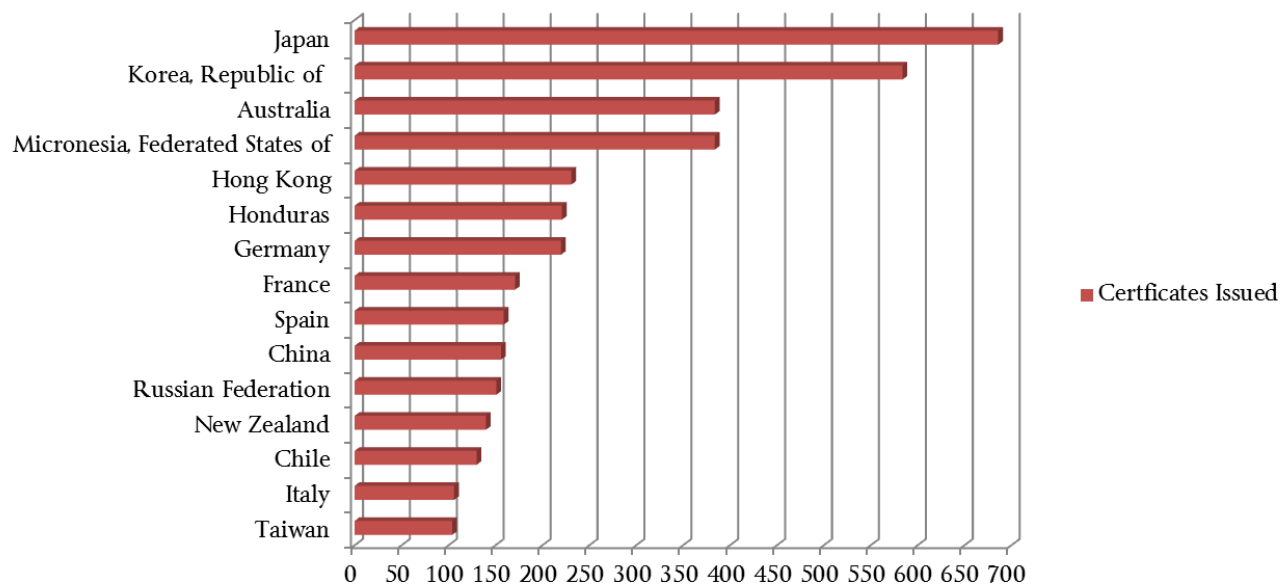
Acresage Statistics 2013

Crop	Bearing Acres	Non-Bearing Acres	Total Acres
Almond	17,737	5,429	23,166
Walnut	14,400	1,166	15,566
Olives	3,107	671	3,778

Yolo County 2013 Export Partners

Afghanistan	Dominican Republic	Italy	Panama	Turkey
Algeria	Ecuador	Japan	Peru	Tuvalu
Angola	Egypt	Jordan	Philippines	Ukraine
Argentina	El Salvador	Kenya	Poland	United Arab Emirates
Armenia	Estonia	Korea, Republic of	Qatar	United Kingdom
Australia	Ethiopia	Latvia	Romania	Viet Nam
Austria	Fiji	Lebanon	Russian Federation	Virgin Islands, British
Bahrain	France	Libya	Samoa	
Barbados	French Polynesia	Lithuania	Saudi Arabia	Iran, Islamic
Belarus	Georgia	Malaysia	Serbia	Republic of
Belgium	Germany	Marshall Islands	Singapore	
Brazil	Ghana	Mauritius	Slovakia	Korea, Democratic
Canada	Greece	Mexico	South Africa	People's Republic of
Chile	Guatemala	Moldova, Republic of	Spain	
China	Honduras	Morocco	Sudan	Micronesia, Federated
Colombia	Hong Kong	Netherlands	Sweden	States of
Costa Rica	Hungary	New Zealand	Switzerland	
Croatia	India	Nicaragua	Taiwan	Venezuela, Bolivarian
Cyprus	Indonesia	Norway	Thailand	Republic of
Czech Republic	Iraq	Oman	Trinidad and Tobago	
Denmark	Israel	Pakistan	Tunisia	

Top 15 Export Destinations





Livestock & Poultry

Commodity	Year	Production		Value	
		Head	Live Weight	Per Cwt.	Total
Cattle and Calves	2013	19,725	133,143	\$ 137.00	\$ 18,240,591
	2012	19,344	124,382	139.00	17,289,098
Sheep and Lambs	2013	12,640	13,904	120.00	1,668,480
	2012	12,273	15,341	140.00	2,147,740
Miscellaneous ¹	2013				982,000
	2012				946,075
Total	2013				\$20,891,071
	2012				\$20,382,913

Apiary, Livestock & Poultry Products

Commodity	Year	Total
Apiary ²	2013	\$ 6,444,746
	2012	5,548,616
Miscellaneous ³	2013	6,255,699
	2012	5,957,809
Total	2013	\$12,700,445
	2012	\$11,506,425

¹ Miscellaneous includes poultry, hogs, slaughter sheep, and game birds.

² Includes honey, pollination, package bees, queens, colonies and wax.

³ Miscellaneous includes eggs, milk and wool.

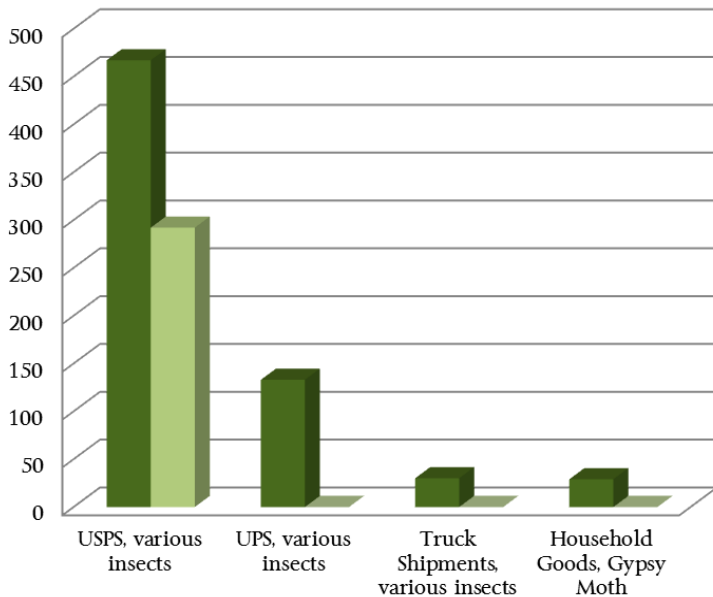
Commodity Summary

Commodity	2013	2012	2011
Field Crops	\$191,476,818	\$193,849,465	\$173,570,832
Fruit and Nut Crops	160,104,273	110,146,152	73,032,348
Vegetable Crops	129,125,268	126,453,252	128,320,846
Wine Grapes	69,492,816	66,293,028	48,757,213
Seed Crops	62,631,348	*57,631,135	53,252,839
Organic Production	60,112,109	40,162,333	30,230,248
Livestock and Poultry	20,891,071	20,382,913	17,151,919
Nursery Products	15,101,943	12,793,070	13,975,185
Apiary, Livestock and Poultry Products	12,700,445	11,506,425	10,958,239
Total	\$721,636,091	\$ *639,217,773	\$549,249,669

*Corrected 2012 value.

Sustainable Agriculture Report 2013

Pest Exclusion



Some insects and plant diseases are world renowned for the destruction they cause to agriculture, urban landscapes, and forests. Most of these pests are exotic to Yolo County, and could quickly infest a territory as rich in agriculture as ours. The Agricultural Commissioner's office maintains a diligent Exclusion program to prevent pests from entering our borders. Inspectors keep watch over incoming plant shipments to nurseries, farms, research facilities, box stores, and individuals. In 2013, over 1300 plant shipments were inspected and 293 were rejected for Federal or State Quarantine violations or for live pest finds. Yolo County led the State in pest interceptions at the USPS in California for 2013. Over 100 serious pests were stopped from entering the 20 County delivery area covered by the Postal Sectional Center in West Sacramento. Funding was obtained from State and Federal sources to increase inspections in 2014. In 2013 Yolo County staff inspected 1,140 certified seed fields which amounted to over 29,000 acres. Most fields are inspected twice for diseases of concern and must pass inspection to meet certified seed standards. Yolo County staff work diligently to keep destructive pests and diseases from affecting county agriculture.

Pest Exclusion



Crops	Mechanism	Scope of Program
Export Commodities	Federal & Domestic Certification	7,500 certificates issued
Export Seed	Field Inspection	1,140 sites/29,182 acres

Organic Farming

Number of Registered Farms:

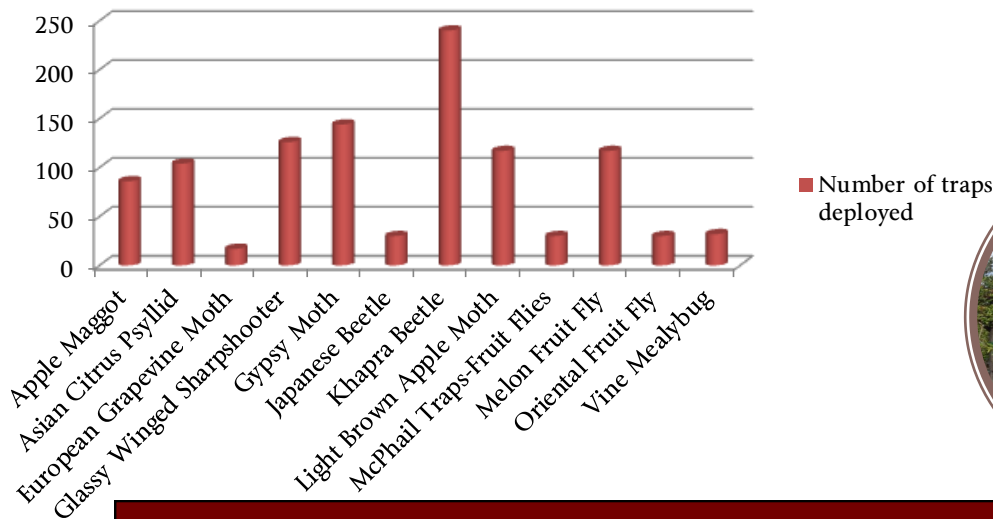
101 Farms registered organic

29 Farms certified organic by Yolo Certified Organic Agriculture (YCOA)



Sustainable Agriculture Report 2013

Pest Detection



Yolo County also keeps a comprehensive Detection program, as a second line of defense and early warning system against inadvertent pest introductions. This system of insect trapping identifies foreign pests before they can become established, avoiding major financial and environmental impacts. In 2013, over 1,000 Yolo County residents cooperated to host residential traps for Mediterranean, Oriental, and Melon Fruit Flies; Gypsy Moth, Japanese Beetle, Glassy-winged sharpshooter, and Light Brown Apple Moth. Additional Glassy-winged sharpshooter traps were placed in plant nurseries. European Grapevine Moth and Apple Maggot traps were situated among corresponding host crops. In total, traps were checked 5,000 times by Yolo County Pest Detection Trappers. In 2013, 2 instances of Apple Maggot were intercepted in a limited area. No other targeted insects were detected.

Biological Control

Pest	Agent/Mechanism	Scope of Program
Puncture Vine <i>Tribulus terrestris</i>	Seedhead Weevil <i>Microlarinus lareynil</i>	Countywide
Yellow Starthistle <i>Centaurea solstitialis</i>	Seedhead Weevil <i>Bandastemus orientalis</i>	Countywide
	Hairy Weevil <i>Eustenopus villosus</i>	Countywide
	Yellow Starthistle Rust <i>Puccinia jaceae var. solstitialis</i>	4 Sites
Ash Whitefly <i>Syphoninus phillyreae</i>	Parastic Wasps <i>Encarsia parenopea</i>	Countywide





Community Supported Agriculture (CSA) consists of members or "shareholders" of a farm or garden who cover the anticipated costs of the farm operation and farmer's salary. The consumer joins a CSA program and purchases, in advance, a share of the farm's crop each week, delivered to a predetermined spot, usually near the customer's home or worksite.

Farm Fresh to You

Farming organically since 1976
Home delivered CSA boxes
23808 State Highway 16, Capay, CA 95607
(800) 796-6009 www.farmfreshtoyou.com

Full Belly Farm

Founded in 1985 in the Capay Valley
200 acre highly diversified organic farm
P.O. box 251, Guinda, CA 95637
(530)796-2214 www.fullbellyfarm.com

Good Humus Produce

Founded in the 1970s by Jeff & Annie Main
Small, diversified, organic family farm
12255 County Road 84A, Capay, CA 95607
(530) 787-3187 www.goodhumus.com

Live Oak Farm

Small organic farm located in the Capay Valley
Vegetables, fruits, nuts, olives for olive oil, and flowers
P.O. Box 73, Rumsey, CA 95679
3880 Highway 16, Rumsey, CA
(530) 796-4084

Pacific Star Gardens

Owned by Robert & Debra Ramming
20872 County Road, 99, Woodland, CA 95695
(530) 666-7308 pacificstargardens@yahoo.com

Riverdog Farm

Owned by Trini Campbell & Tim Mueller
200 acre organic farm in the Capay Valley
P.O. Box 42, Guinda, CA 95637
(530) 796-3802 www.riverdogfarm.com

Terra Firma Farm

Founded by Paul Holmes in 1990, partnered with Paul Underhill
99 acre organic fruit and vegetable farm
P.O. Box 836, Winters, CA 95694
(560) 756-2800 www.terrafirmafarm.com



The certified farmers market concept is an effort to re-establish the traditional link between farmers and consumers. Certified farmers markets are locations approved by the agricultural commissioner where certified farmers offer for sale only those agricultural products they grow themselves.

Davis Farmers Market

Central Park, 4th & C Street, Davis
www.davisfarmersmarket.org
March through October: Wednesdays 4:30 p.m.-8:30 p.m.
November through February: Wednesdays 2:00 p.m.-6:00 p.m.
All Year Saturdays: 8:00 a.m.-1:00 p.m.

UC Davis Farmers Market

University of California, Davis, Silo building outside plaza
March through November: Wednesdays: 9:30 a.m.-2:30 p.m.

Sutter Davis Hospital Farmers Market

2000 Sutter Place, Davis
May through August: Thursdays 10:00 a.m.-2:00 p.m.

West Sacramento Famers Market

1271 West Capital Avenue, West Sacramento
June through September: Thursdays 4:30 p.m.-7:30 p.m.

Woodland Certified Farmers Market

Heritage Plaza at Main and Second Streets, Woodland
May through October: Saturdays 9:00 a.m.-12:00 p.m.

Woodland Certified Farmers Market

Woodland Healthcare Campus
1325 Cottonwood Street, Woodland
May through October: Tuesdays 4:30 p.m.-7:00 p.m.





Yolo County Wine Tasting Rooms

Berryessa Gap Vineyards

15 Main Street, Winters
(530) 795-3201
www.berryessagap.com
Thursdays 4:30 p.m.-8:30 p.m.
Friday & Saturday 11:30 a.m.-8:30 p.m.
Sunday 11:30 a.m.-4:30 p.m.

Berryessa Gap Winery & Tasting Room

27260 Highway 128, Winters
Tuesday-Sunday 11:00 a.m.-4:00 p.m.
or by appointment

Bogle Vineyards

37783 County Road 144, Clarksburg
(916) 744-1139
www.boglewinery.com
Monday-Friday 10:00 a.m.-5:00 p.m.
Saturday & Sunday 11:00 a.m.-5:00 p.m.

Capay Valley Vineyards

13757 State Highway 16, Brooks
(530) 796-4110
www.capayvalleyvineyards.com
Saturday & Sunday 12:00 p.m.-5:00 p.m.

Fiddlehead Cellars Tasting Room & Business Office

606 Pena Drive, Suite 500, Davis
(530) 756-4550
www.fiddleheadcellars.com
Open for weekend tastings
by appointment

Old Sugar Mill Ten Wineries, One Location

Draconis by Matt Powell
Todd Taylor
Three Wine Company
Heringer Estates Family
Vineyards & Winery
Elevation Ten
Rendez-vous Winery
Merlo Family Vineyards
Clarksburg Wine Company
Due Vigne di Famiglia
Carvalho Family Winery
35265 Willow Avenue, Clarksburg
(916) 744-1615
www.oldsugarmill.com
Daily 11:00 a.m.-5:00 p.m.

River Grove Winery

52183 Clarksburg Road, Clarksburg
(916) 744-9000
www.rivergrovewinery.com
Call for dates, times, and
locations of tastings

RootStock Tasting Room and Gift Shop

22 Main Street, Winters
(530) 794-6008
www.rootstockgifts.com
Wednesday 10:00 a.m.-6:00 p.m.
Thursday-Saturday 10:00 a.m.-3:00 p.m.
Live music Fridays 6:00 p.m.-8:00 p.m.

Satiety Winery & Café

40101 County Road 25A, Woodland
(530) 661-0680
Monday-Sunday 11:00 a.m.-6:00 p.m.

Turkovich Family Wines

304 Railroad Avenue, Winters
(530) 795-3842
www.turkovichwines.com
Sunday-Wednesday 12:00 p.m.-5:00 p.m.
Thursday-Saturday 12:00 p.m.-9:00 p.m.
or by appointment

Additional Wineries Roots to Wine

Berryessa Gap Vineyards
Capay Valley Vineyards
Casey Flat Ranch
Crew Wine Co.
Julie LePla Winery
Marketing Collaborative
Putah Creek Winery
Route 3 Wines
Seka Hills
www.rootstowine.com



Farm to School Yolo



The Yolo County Department of Agriculture is pleased to have completed a successful second year of Farm to School Yolo. The program, under the leadership of Agricultural Commissioner John Young, aims to increase the amount of fresh, local produce served in Yolo County school lunches. It is part of a three-year California Department of Food & Agriculture Specialty Crop Block Grant which also supports the Harvest Hub Yolo website, professional development cooking classes for schools in Yolo County and a farmer workshop on selling to school food service. The program aims to increase school district procurement of California specialty crops from 15 to 35 percent.

The Farm to School Yolo program has also developed a produce aggregation model which allows smaller farms, without the capability of delivering to multiple locations, the opportunity to aggregate their products at one warehouse. The concept increases both the diversity of products and the amount of local foods in school lunches. Year three of the grant will include more school food service staff development classes, another farmer training to further the developing aggregation model and work on a Farm to School guidebook.

Growers, restaurants featuring local produce and producers interested in selling to school food service can contact Farm to School Yolo Outreach Coordinator Kristy Lyn Levings via e-mail: Kristy.levings@yolocounty.org and are encouraged to visit the website: www.harvesthubyolo.org. All are also invited to follow Harvest Hub Yolo on Facebook (www.facebook.com/pages/Harvest-Hub-Yolo/463980273622659) and Twitter (<https://twitter.com/harvesthubyolo>).

2014-15 School Year Harvest of the Month

Month	Featured Fruit	Featured Vegetable
August	Stone Fruit	Zucchini
September	Apples	Tomatoes
October	Pears	Sweet Peppers
November	Persimmons	Cauliflower
December	Citrus	Cabbage
January	Citrus	Endives
February	Citrus	None
March	Dried Fruits & Nuts	Carrots
April	Strawberries	Asparagus
May	Strawberries	Spinach

Ag in the Classroom

2014 National Ag Week Art Contest Winners

Kindergarten

1st Place Winner
Ximena Bermudez
Esparto K-8

2nd Place
Alejandro Pino
Esparto K-8

3rd Place
Isha Khan
Zamora Elementary
4th Place
Olivia Ayson
Zamora Elementary



First Grade

1st Place Winner
Jessica Hernandez
Esparto K-8

2nd Place
Madeline Frazier
Zamora Elementary
3rd Place
Ava Cassidy
Waggoner Elementary
4th Place
Annay Santana
Maxwell Elementary

Second Grade

1st Place Winner
Gabriel Lopez
Esparto K-8

2nd Place
Finn Shields
Zamora Elementary
3rd Place
Emma Murdock
Whitehead Elementary
4th Place
Sergio Venegas
Esparto K-8

Third Grade

1st Place Winner
David Cisneros Jr.
Sci-Tech

2nd Place
Ava Siegler
Korematsu Elementary
3rd Place
Makayla Lasswell
Robert E. Willett
Elementary
4th Place
Jayden Gonzales
Gibson Elementary



Fifth Grade

1st Place Winner
Huilan Huang
Zamora Elementary

2nd Place
Timothy Hunter
Gibson Elementary
3rd Place
Esteban Ruiz
Pioneer Elementary
4th Place
Griffin Szymoniak
Patwin Elementary



Sixth Grade

1st Place Winner
Catherine Daum
Plainfield Elementary

2nd Place
Aidan Quinton
Birch Lane Elementary
3rd Place
Alissa Moreno
Gibson Elementary
4th Place
Luis Garcia
Whitehead Elementary

Fourth Grade

1st Place Winner
Mia Trujillo
Esparto K-8

2nd Place
Marcos Michel
Tafoya Elementary
3rd Place
Claire Hays
Pioneer Elementary
4th Place
Taralynn Mitchell
Gibson Elementary





This year's crop report would like to recognize former District 1 Supervisor Mike McGowan. Supervisor McGowan was first elected to the Yolo County Board of Supervisors in November of 1992 and served the Board until December of 2013 when he stepped down to accept an appointment by Governor Brown to become Deputy Director of planning and policy at the California Department of Motor Vehicles.

Mr. McGowan's distinguished career in public service included sitting on the city of West Sacramento City Council and becoming its first mayor in 1987. He has acted as chairman of the Port of West Sacramento Commission, a member of the Yolo County Transportation District Board of Directors, a member of the board of Directors for the Delta Protection Commission and on the West Sacramento Board of Directors for the Veterans of Foreign Wars. He also was an officer of the California State Association of Counties executive committee and was the president of the board of directors in 2012.

Mr. McGowan was instrumental in supporting the agricultural components of the Yolo County General plan which outlines land use, including agriculture preservation and sustainability, for the next thirty years.

He was a leader in supporting the emerging wine industry in Clarksburg, promoting the creation of the Clarksburg appellation district and development of the Old Sugar Mill. He was on the front lines of the Delta debate to protect the conversion of agriculture land that would have dramatically impacted not only the landscape, but the economic viability of the number one industry in the county.

Mr. McGowan's leadership, advocacy of agriculture and service to all those within Yolo County is greatly appreciated.

We wish Mike all the best in his new position and know that he will bring sound leadership, commitment and integrity to his future endeavors.



Board of Supervisors

Supervisor Don Saylor, Chair, District 2
Supervisor Matt Rexroad, Vice-Chair, District 3
Supervisor Oscar Villegas, District 1
Supervisor Jim Provenza, District 4
Supervisor Duane Chamberlain, District 5

County Administrator

Patrick S. Blacklock

Department of Agriculture and Weights & Measures Staff

John Young, Agricultural Commissioner, Sealer of Weights and Measures
Dennis Chambers, Chief Deputy Agricultural Commissioner, Sealer of Weights
and Measures

Alfred Barth, Agricultural and Standards Inspector
Barbara Christopherson, Office Support Specialist
Leslie Churchill, Administrative Assistant
Amy DelBondio, Agricultural and Standards Inspector
Cecilia Gonzales, Administrative Clerk
David Guerrero, Deputy Sealer
Jason Kincanon, Agricultural and Standards Technician
Jenni King, Deputy Commissioner
Mark Kochi, Cooperative Extension Assistant
Michelle Lawson, Agricultural and Standards Inspector
Billy Lyon, Deputy Commissioner
Molly Quisenberry, Agricultural and Standards Inspector
Laurie Schuler-Flynn, Agricultural and Standards Inspector
Elpidio Tijerino, Agricultural and Standards Inspector

Seasonal Staff

Ray Perkins	Justin Knight (CASS)
Kyle Castaneda (CASS)	Kevin Martyn (CASS)
Sean Dahlin (CASS)	Alex Moreo (CASS)
Ralph Flores (CASS)	Deborah Simpson (CASS)

This Crop Report, and every Crop Report since 1937, is available on the Yolo County Agriculture Department's website. Along with the Crop Report archives, online information is also available about the roles, responsibilities, services and programs provided by the Yolo County Agriculture Department. Electronic forms and handouts can be found as well as links to other agriculture-related resources.

In some cases, visitors to certain webpages can subscribe to receive e-mail updates.

Visit the Yolo County Agriculture Department's website: www.yolocounty.org/ag



**Yolo County Agriculture Department
70 Cottonwood Street
Woodland, California 95695**